

INDEX

PRESIDENTIAL PRIMARY ELECTION

JUNE 2, 1992

+++++

DEMOCRATIC STATE OFFICES PAGES

PRESIDENTS.....1-7
U.S. SENATE - FULL TERM AND SHORT TERM.....8-14
U.S. REP. 4TH DISTRICT.....15-21
STATE SENATE 1ST DISTRICT.....15-21
STATE ASSEMBLY 4TH DISTRICT.....15-21

REPUBLICAN STATE OFFICES

PRESIDENTS.....22-28
U.S. SENATE - FULL TERM22-28
U.S. SENATE - SHORT TERM.....29-35
U.S. REP. 4TH DISTRICT.....29-35
STATE SENATE 1ST DISTRICT.....29-35
STATE ASSEMBLY 4TH DISTRICT.....29-35

AMERICAN INDEPENDENT STATE OFFICES

PRESIDENT.....36-42
U.S. SENATE - FULL TERM AND SHORT TERM.....36-42
U.S. REP. 4TH DISTRICT.....36-42
STATE SENATE 1ST DISTRICT.....36-42
STATE ASSEMBLY 4TH DISTRICT.....36-42

LIBERTARIAN STATE OFFICES

PRESIDENT.....43-49
U.S. SENATE - FULL TERM AND SHORT TERM.....43-49
U.S. REP. 4TH DISTRICT.....43-49
STATE SENATE 1ST DISTRICT (No Candidate Filed)....43-49
STATE ASSEMBLY 4TH DISTRICT.....43-49

PEACE AND FREEDOM STATE OFFICES

PRESIDENT.....50-56
U.S. SENATE - FULL TERM AND SHORT TERM.....50-56
U.S. REP. 4TH DISTRICT (No Candidate Filed).....50-56
STATE SENATE 1ST DISTRICT (No Candidate Filed)....50-56
STATE ASSEMBLY 4TH DISTRICT (No Candidate Filed)..50-56

GREEN STATE OFFICES

STATE SENATE 1ST DISTRICT.....57-63

CENTRAL COUNTY COMMITTEES

PAGES

REPUBLICAN - 2ND DISTRICT.....64-66
 REPUBLICAN - 3RD DISTRICT.....67-69
 GREEN COUNTY COUNCIL.....70-76
 LIBERTARIAN (No Candidate Filed).....70-76
 PEACE AND FREEDOM (No Candidate Filed).....70-76

COUNTY OFFICES

SUPERVISOR - 3RD DISTRICT.....77-79
 SUPERVISOR - 4TH DISTRICT.....80-83
 SUPERVISOR - 5H DISTRICT.....84-86

STATE PROPOSITIONS

152 - SCHOOLS FACILITIES BOND ACT.....87-93
 153 - HIGHER EDUCATION BOND ACT.....87-93
 154 - PROPERTY TAX POSTPONEMENT.....87-93

COUNTY MEASURES

MEASURE A - SUPERVISORS SALARY CHANGE.....94-100
 MEASURE B - SPLIT CALIFORNIA.....94-100

SPECIAL DISTRICTS

WESTERN PLACER U.S.D.- MEASURE C.....101-103
 SO. PLACER FIRE DISTRICT - MEASURE D.....104-106

CITY OF COLFAX

ALLOW SMOKING IN RESTAURANTS - MEASURE E.....107-109
 SMOKING IN DESIGNATED AREAS - MEASURE F.....107-109
 PROHIBIT SMOKING IN RESTAURANTS - MEASURE G.....107-109

PRESIDENTIAL PRIMARY ELECTION, JUNE 2, 1992

01 ***GRAND TOTALS

* * DEMOCRATIC OFFICES * *

	REGISTRATION	BALLOTS CAST	TURNOUT	PRESIDENT - BOB KEENEY	EDMUND BROWN JR.	LYNDON LAROUCHE JR.	PAUL TSONGAS	LARRY AGRAN	BILL CLINTON	EUGENE MC CARTHY
PLACER COUNTY	42432	23885	56.3	301	8165	136	1945	97	8451	538
4TH CONGRESSIONAL	42432	23885	56.3	301	8165	136	1945	97	8451	538
1ST SENATE	42432	23885	56.3	301	8165	136	1945	97	8451	538
4TH ASSEMBLY	42432	23885	56.3	301	8165	136	1945	97	8451	538
1ST SUPERVISORIAL 91	10064	5269	52.4	78	1735	24	405	20	2047	114
2ND SUPERVISORIAL 91	7970	4313	54.1	64	1479	33	340	17	1550	113
3RD SUPERVISORIAL 91	8719	5311	60.9	53	1771	20	411	24	1923	124
4TH SUPERVISORIAL 91	7578	4214	55.6	65	1337	35	416	21	1481	94
5TH SUPERVISORIAL 91	8101	4778	59.0	41	1843	24	373	15	1450	93
AUBURN	2930	1802	61.5	22	619	2	131	4	675	42
COLFAX	312	186	59.6	0	76	0	7	0	61	3
LINCOLN	1641	883	53.8	18	292	8	43	4	324	30
ROCKLIN	4101	2134	52.0	28	763	11	177	7	780	44
ROSEVILLE	11088	5813	52.4	86	1891	27	488	22	2218	119
LOOMIS	1483	798	53.8	15	254	7	58	3	298	21
UNINCORPORATED AREA	20877	12269	58.8	132	4270	81	1041	57	4095	279

PRESIDENTIAL PRIMARY ELECTION, JUNE 2, 1992

01 ***ABSENTEE TOTALS

* * DEMOCRATIC OFFICES * *

	REGISTRATION	BALLOTS CAST	TURNOUT	PRESIDENT - BOB KERRY	EDMUND BROWN JR.	LYNDON LAROUCHE JR.	PAUL TSONGAS	LARRY AGRAN	BILL CLINTON	EUGENE MC CARTHY
PLACER COUNTY	42432	5668	13.4	77	1507	52	562	28	2138	126
4TH CONGRESSIONAL	42432	5668	13.4	77	1507	52	562	28	2138	126
1ST SENATE	42432	5668	13.4	77	1507	52	562	28	2138	126
4TH ASSEMBLY	42432	5668	13.4	77	1507	52	562	28	2138	126
1ST SUPERVISORIAL 91	10064	1443	14.3	25	362	13	133	7	602	33
2ND SUPERVISORIAL 91	7970	880	11.0	13	264	6	92	4	318	14
3RD SUPERVISORIAL 91	8719	1504	17.2	14	369	10	143	7	571	39
4TH SUPERVISORIAL 91	7578	904	11.9	21	240	11	111	6	308	22
5TH SUPERVISORIAL 91	8101	937	11.6	4	272	12	83	4	339	18
AUBURN	2930	495	16.9	7	131	1	51	0	185	11
COLFAX	312	31	9.9	0	12	0	1	0	12	0
LINCOLN	1641	166	10.1	5	40	3	13	0	64	6
ROCKLIN	4101	500	12.2	6	165	1	48	0	188	4
ROSEVILLE	11088	1606	14.5	25	404	13	164	9	660	32
LOOMIS	1483	140	9.4	3	33	1	13	1	56	4
UNINCORPORATED AREA	20877	2730	13.1	31	722	33	272	18	973	69

PRESIDENTIAL PRIMARY ELECTION, JUNE 2, 1992

01

* * DEMOCRATIC OFFICES * *

REGISTRATION	BALLOTS CAST	TURNOUT	EMERSON	EDMUND BURKE	LYNDON LAROUCHE JR.	PAUL TSONGAS	LARRY AGRAN	BILL CLINTON	EMMETT CARRHY
336117	226	97							
336119	196	111							
336221	174	101							
336227	171	80							
337005	225	113							
337009	244	115							
337111	265	122							
338000	233	138							
338001	271	156							
338005	323	42							
339000	270	122							
411118	344	122							
411222	327	124							
411224	333	60							
411226	327	69							
411228	333	118							
411300	196	87							
411322	166	56							
411334	136	43							
411336	136	58							
411700	254	99							
411744	114	55							
411766	169	72							
411888	204	90							
420000	243	114							
420001	218	87							
420007	171	53							
430000	169	82							
430001	192	72							
430003	170	67							
430007	345	146							
431111	268	114							
431113	199	81							
433700	212	97							
433722	222	102							
433766	222	99							
460004	241	90							
460006	210	104							
460008	111	44							
461010	116	64							
461112	107	40							
461114	93	36							
461116	111	106							
461818	168	88							
462020	210	75							
462222	187	91							
462224	128	62							
462226	138	63							
550000	312	155							

PRESIDENTIAL PRIMARY ELECTION, JUNE 2, 1992

01

* * DEMOCRATIC OFFICES * *

REGISTRATION	BALLOTS CAST	TURNOUT	MEMBERSHIP	EDMUND BURKE	LYNDON LARROUACHE JR.	PAUL TSONGAS	LARRY AGRAN	BILL CLINTON	EUGENE MC CARTHY
5570	105	43	1	41	0	10	0	24	2
5571	87	44	1	22	0	10	0	22	0
5572	121	42	1	21	0	12	0	26	0
5600	99	44	1	44	0	7	0	33	0
5602	119	37	1	33	0	13	0	47	0
5608	148	49	1	27	0	9	0	52	0
5610	71	44	1	44	0	11	0	28	0
5622	147	56	1	15	0	4	0	64	0
5623	37	22	1	44	0	20	0	11	0
5700	126	52	1	43	0	5	0	17	0
5701	76	44	1	33	0	5	0	33	0
5702	130	44	1	44	0	5	0	45	0
5703	126	00	1	66	0	6	0	26	0
5704	70	53	1	44	0	3	0	24	0
5705	106	60	1	44	0	1	0	35	0
5711	122	53	1	44	0	3	0	14	0
5713	89	99	1	44	0	7	0	11	0
5800	102	55	1	33	0	3	0	32	0
5802	107	50	1	44	0	4	0	23	0
5804	81	57	1	22	0	10	0	27	0
5901	182	55	1	44	0	18	0	65	0
5902	54	33	1	33	0	3	0	16	0
5904	101	41	1	44	0	8	0	26	0
5905	87	55	1	33	0	4	0	25	0
5906	64	41	1	44	0	6	0	9	0
5907	126	38	1	44	0	4	0	34	0
5908	62	44	1	44	0	5	0	10	0
5909	80	42	1	33	0	7	0	28	0
5910	84	35	1	22	0	0	0	14	0
5911	71	44	1	22	0	0	0	15	0
5916	70	44	1	11	0	1	0	18	0
5920	39	44	1	00	0	1	0	26	0
5922	22	66	1	00	0	0	0	9	0
5924	120	55	1	00	0	6	0	27	0
5926	70	00	1	00	0	0	0	13	0
6111	32	33	1	00	0	0	0	0	0
6115	11	41	1	00	0	0	0	0	0
6155	35	52	1	00	0	0	0	0	0
6205	24	57	1	00	0	0	0	0	0
6209	32	42	1	00	0	0	0	0	0
6227	18	60	1	00	0	0	0	0	0
6229	21	71	1	00	0	0	0	0	0
6233	27	90	1	00	0	0	0	0	0
6235	11	84	1	00	0	0	0	0	0
6238	11	40	1	00	0	0	0	0	0
6257	11	40	1	00	0	0	0	0	0
6345	11	84	1	00	0	0	0	0	0
6451	11	40	1	00	0	0	0	0	0
6490	11	40	1	00	0	0	0	0	0

PRESIDENTIAL PRIMARY ELECTION, JUNE 2, 1992

* * DEMOCRATIC OFFICES * *

01

	REGISTRATION	BALLOTS CAST	TURNOUT	BOB KERRY	EDMUND BROWN JR.	LYNDON LAROUCHE JR.	PAUL TSONGAS	LARRY AGRAN	BILL CLINTON	EUGENE MC CARTHY
63701-MB	3701	29	11	37.9	0	5	1	0	2	0
63707-MB	3707	29	17	58.6	0	2	2	0	9	0
64050-MB	4050	22	12	54.5	0	1	1	0	8	0
64072-MB	4072	66	49	51.0	0	13	1	0	15	3
64178-MB	4178	33	24	72.7	0	1	2	0	7	2
64186-MB	4186	50	34	68.0	1	12	4	1	10	2
64250-MB	4250	7	0	0.0	0	0	0	0	0	0
64252-MB	4252	13	5	38.5	0	0	0	0	0	0
64270-MB	4270	77	48	62.3	1	14	5	0	12	0
64292-MB	4292	11	7	63.6	0	0	0	0	0	0
64309-MB	4309	79	56	70.9	0	16	6	0	22	0
64353-MB	4353	23	17	73.9	0	9	4	0	3	1
64354-MB	4354	35	20	57.1	0	3	2	0	11	0
64357-MB	4357	33	3	100.0	0	0	0	0	0	0
64606-MB	4606	0	0	0.0	0	0	0	0	0	0
65550-MB	5550	0	0	0.0	0	0	0	0	0	0
65590-MB	5590	94	55	58.5	3	14	11	0	13	2
65851-MB	5851	113	71	62.8	2	31	13	0	16	0
65950-MB	5950	107	53	49.5	0	22	6	0	13	1
ABSENTEE TOTALS	42432	5668	13.4	77	1507	52	562	28	2138	126
GRAND TOTALS	42432	23885	56.3	301	8165	136	1945	97	8451	538

PRESIDENTIAL PRIMARY ELECTION, JUNE 2, 1992

02 ***GRAND TOTALS

* * DEMOCRATIC OFFICES * *

	REGISTRATION	BALLOTS CAST	TURNOUT	U.S. SENATOR - DERMM MEL LEVINE	LEO MC CARTHY	CHARLES GREENE	BARBARA BOXER	U.S. SENATOR - DERMM DAVID KEARNS	DIANNE FEINSTEIN	JOSEPH ALIOTO	GRAY DAVIS
PLACER COUNTY	42432	23885	56.3	4068	7988	821	9725	1549	12978	956	7327
4TH CONGRESSIONAL	42432	23885	56.3	4068	7988	821	9725	1549	12978	956	7327
1ST SENATE	42432	23885	56.3	4068	7988	821	9725	1549	12978	956	7327
4TH ASSEMBLY	42432	23885	56.3	4068	7988	821	9725	1549	12978	956	7327
1ST SUPERVISORIAL 91	10064	5269	52.4	919	1898	163	2039	301	2822	243	1673
2ND SUPERVISORIAL 91	7970	4313	54.1	780	1434	140	1710	286	2167	175	1457
3RD SUPERVISORIAL 91	8719	5311	60.9	933	1776	175	2126	354	2858	193	1672
4TH SUPERVISORIAL 91	7578	4214	55.6	714	1443	157	1693	305	2281	156	1295
5TH SUPERVISORIAL 91	8101	4778	59.0	722	1437	186	2157	303	2850	189	1230
AUBURN	2930	1802	61.5	310	608	49	736	104	1064	59	499
COLFAX	312	186	59.6	36	64	4	71	8	103	6	59
LINCOLN	1641	883	53.8	193	311	27	276	69	348	52	347
ROCKLIN	4101	2134	52.0	373	683	57	933	135	1217	68	641
ROSEVILLE	11088	5813	52.4	999	2092	174	2276	336	3175	259	1792
LOOMIS	1483	798	53.8	143	252	32	330	55	415	37	257
UNINCORPORATED AREA	20877	12269	58.8	2014	3978	478	5103	842	6656	475	3732

PRESIDENTIAL PRIMARY ELECTION, JUNE 2, 1992

02 ***ABSENTEE TOTALS

* * DEMOCRATIC OFFICES * *

	REGISTRATION	BALLOTS CAST	TURNOUT	U.S. SENATOR - MEL LEVIN	LEO MCCARTHY	CHARLES GREENE	BARBARA BOXER	U.S. SENATOR - DAVID KEARNS	DIANNE FEINSTEIN	JOSEPH ALITO	GRAY DAVIS
PLACER COUNTY	42432	5668	13.4	959	2328	194	1842	366	2925	208	1823
4TH CONGRESSIONAL	42432	5668	13.4	959	2328	194	1842	366	2925	208	1823
1ST SENATE	42432	5668	13.4	959	2328	194	1842	366	2925	208	1823
4TH ASSEMBLY	42432	5668	13.4	959	2328	194	1842	366	2925	208	1823
1ST SUPERVISORIAL 91	10064	1443	14.3	267	649	46	411	90	738	57	473
2ND SUPERVISORIAL 91	7970	880	11.0	141	367	22	288	45	416	37	315
3RD SUPERVISORIAL 91	8719	1504	17.2	280	588	45	487	118	752	62	486
4TH SUPERVISORIAL 91	7578	904	11.9	134	373	42	319	56	488	20	290
5TH SUPERVISORIAL 91	8101	937	11.6	137	351	39	337	57	531	32	259
AUBURN	2930	495	16.9	99	184	16	157	35	263	21	143
COLFAX	312	31	9.9	6	15	2	4	2	13	0	12
LINCOLN	1641	166	10.1	32	71	1	42	13	67	9	62
ROCKLIN	4101	500	12.2	92	192	16	177	25	259	14	172
ROSEVILLE	11088	1606	14.5	279	716	51	486	88	854	53	515
LOOMIS	1483	140	9.4	22	49	5	61	7	87	4	38
UNINCORPORATED AREA	20877	2730	13.1	429	1101	103	915	196	1382	107	881

PRESIDENTIAL PRIMARY ELECTION, JUNE 2, 1992

02

* * DEMOCRATIC OFFICES * *

	REGISTRATION	BALLOTS CAST	TURNOUT	MEL LEVINE U.S. SENATOR - T. DERMM	LEO MCCARTHY	CHARLES GREENE	BARBARA BOXER	DAVID KEARNS U.S. SENATOR - T. DERMM	DIANNE FEINSTEIN	JOSEPH ALIOTO	GRAY DAVIS
11001	19	78	40	15	22	4	46	2	55	4	14
11003	15	63	38	10	22	2	25	10	35	1	15
11004	26	108	41	17	32	2	51	4	59	4	35
11005	20	62	30	7	17	2	34	1	33	6	20
11006	40	130	30	14	42	2	62	1	55	9	50
11007	24	85	43	24	22	2	24	5	35	8	30
11008	40	133	34	34	44	2	52	2	68	3	43
11009	33	132	38	19	38	2	57	2	73	3	47
11010	30	89	36	12	33	2	31	5	46	6	29
11011	33	123	39	16	35	2	31	7	56	7	49
11012	22	56	44	8	22	2	22	3	33	2	16
11013	11	181	44	4	11	2	66	9	97	6	60
11014	11	78	38	11	11	2	26	7	66	6	24
11015	11	93	49	11	17	2	43	3	66	2	26
11016	11	25	34	11	17	2	55	8	66	2	46
11017	11	70	33	10	10	2	31	7	66	3	24
11018	11	69	37	14	14	2	28	5	66	5	29
11019	11	101	33	15	15	2	42	6	55	1	35
11020	22	146	32	30	30	2	58	6	77	9	43
11021	24	107	22	17	17	2	49	10	77	7	29
11022	33	126	38	40	40	2	41	6	66	3	46
11023	22	68	36	10	10	2	22	2	29	2	21
11024	22	107	38	14	14	2	47	3	64	4	32
11025	11	64	49	11	11	2	31	2	38	2	20
11026	11	115	34	22	22	2	47	9	55	4	21
11027	22	88	31	10	10	2	26	5	35	2	21
11028	11	88	48	19	19	2	34	2	58	4	25
11029	11	90	33	15	15	2	44	2	54	4	23
11030	17	57	33	7	7	2	32	4	35	1	16
11031	15	60	39	10	10	2	34	4	40	1	12
11032	17	88	33	18	18	2	30	4	44	1	34
11033	15	84	37	10	10	2	50	6	50	1	11
11034	11	74	37	10	10	2	39	2	50	6	18
11035	11	97	50	27	27	2	40	6	60	3	33
11036	11	101	46	13	13	2	52	7	60	7	24
11037	11	110	49	9	9	2	50	6	63	3	27
11038	11	57	46	13	13	2	28	3	33	4	14
11039	11	79	42	17	17	2	28	3	33	4	26
11040	11	79	42	11	11	2	64	1	68	1	51
11041	16	83	41	22	22	2	26	1	38	2	41
16002	34	149	43	32	32	2	40	1	49	1	54
20003	31	89	41	19	19	2	29	9	42	4	27
20004	24	55	41	31	31	2	49	8	42	4	70
20005	35	71	33	31	31	2	29	8	61	2	27
20006	21	71	47	17	17	2	21	3	28	6	31
20007	34	167	37	36	36	2	60	3	59	7	71
20008	18	88	47	25	25	2	31	1	36	6	29
20009	18	96	47	16	16	2	35	1	48	3	34
20010	20	90	41	17	17	2	36	5	46	4	28
20011	21	90	35	17	17	2	36	5	46	4	28
20012	21	40	35	11	11	2	36	5	46	4	19
20013	11	65	40	11	11	2	36	5	46	4	15
20014	15	65	40	11	11	2	36	5	46	4	15

PRESIDENTIAL PRIMARY ELECTION, JUNE 2, 1992

02

* * DEMOCRATIC OFFICES * *

REGISTRATION	BALLOTS CAST	TURNOUT	U.S. SENATE - DEM	MEL LEVINE	LEO MCCARTHY	CHARLES GREENE	BARBARA BOXER	U.S. SENATE - DEM	DAVID KEARNS	DIANNE FEINSTEIN	JOSEPH ALITO	GRAY DAVIS
361	115	38	3	22	3	4	47	12	55	5	38	38
661	111	52	4	25	3	3	43	5	60	5	33	33
662	101	46	4	17	3	4	39	5	40	5	29	29
667	80	42	4	13	2	4	32	5	41	5	25	25
705	113	45	4	13	2	4	33	5	41	5	19	19
709	113	44	4	16	2	4	35	5	45	5	20	20
800	112	46	4	24	2	4	64	6	64	7	44	44
801	133	46	4	23	5	0	56	6	79	7	44	44
805	42	59	4	8	4	4	20	3	23	5	46	46
809	122	55	4	17	4	4	47	3	62	6	46	46
900	122	38	4	25	3	4	48	4	47	4	48	48
905	122	37	4	17	4	4	48	4	48	4	44	44
911	122	38	4	16	3	4	48	4	48	4	44	44
918	41	33	4	14	3	4	20	2	34	3	22	22
922	41	33	4	19	3	4	49	2	66	6	28	28
924	118	34	4	11	3	4	29	2	48	4	28	28
928	58	44	4	7	3	4	35	1	44	4	30	30
930	43	32	4	5	3	4	27	1	44	4	26	26
934	58	42	4	12	1	0	23	4	38	3	12	12
936	99	42	4	19	1	0	36	5	48	4	44	44
970	55	48	4	9	1	9	24	4	33	3	14	14
974	72	42	4	16	3	2	31	5	44	4	14	14
976	90	44	4	15	1	1	39	6	44	4	14	14
988	114	46	4	14	3	4	59	1	71	7	20	20
2004	87	31	4	24	2	4	36	6	46	4	20	20
2201	55	30	4	11	1	4	19	4	32	3	14	14
2207	33	13	4	20	1	4	29	4	33	3	14	14
2300	72	37	4	14	1	9	30	4	33	3	14	14
2301	67	39	4	23	1	6	77	4	31	3	22	22
2303	146	42	4	25	3	6	44	8	31	3	26	26
2307	114	40	4	11	3	6	44	8	31	3	26	26
2311	81	40	4	11	3	0	32	8	31	3	26	26
2313	97	45	4	16	3	4	36	9	44	4	26	26
2370	102	45	4	23	3	4	38	9	44	4	26	26
2372	99	44	4	17	3	4	43	8	56	5	26	26
2376	90	37	4	15	3	4	34	8	55	5	26	26
2411	104	49	4	15	2	4	54	1	55	5	26	26
2414	44	39	4	12	1	4	12	2	55	5	15	15
2604	64	55	4	10	2	0	31	6	49	4	11	11
2606	40	38	4	1	1	4	19	6	49	4	9	9
2608	36	38	4	8	1	4	13	6	55	5	9	9
2610	106	50	4	10	3	4	46	1	55	5	9	9
2612	83	38	4	13	2	4	29	7	55	5	9	9
2614	91	48	4	15	2	4	48	1	55	5	9	9
2616	66	38	4	7	3	4	25	2	55	5	9	9
2618	83	50	4	10	3	4	46	4	55	5	9	9
2620	75	48	4	13	2	4	29	4	55	5	9	9
2622	91	48	4	15	2	4	48	2	55	5	9	9
2624	62	48	4	7	3	4	25	2	55	5	9	9
2626	62	48	4	9	3	4	18	2	55	5	9	9
5500	312	37	4	30	4	2	67	6	90	9	47	47

PRESIDENTIAL PRIMARY ELECTION, JUNE 2, 1992

02

* * DEMOCRATIC OFFICES * *

	REGISTRATION	BALLOTS CAST	TURNOUT	U.S. SENATOR AFUL T DERM	MEL LEVINE	LEO M C CARTHY	CHARLES GREENE	BARBARA BOXER	U.S. SENATOR SHOERT T DERM	DAVID KEARNS	DIANNE FEINSTEIN	JOSEPH ALITO	GRAY DAVIS
5570	2197	105	43.6		18	37	6	39		6	55		32
5571	2197	87	44.2		15	19	66	41		9	50		19
5573	2288	121	42.0		17	38	66	56		7	50		38
5600	2222	99	44.2		18	30	66	40		5	48		35
5602	2222	119	44.2		18	37	66	49		11	48		43
5608	2222	148	49.5		31	46	66	60		9	49		40
5610	2222	147	49.5		18	24	66	26		5	40		21
5612	2222	147	56.1		20	24	66	62		9	76		55
5623	2222	136	32.5		4	15	66	11		2	16		16
5700	2222	126	55.9		22	22	66	52		0	75		39
5701	2222	126	55.9		12	17	66	37		2	42		19
5702	2222	130	45.6		24	33	66	63		1	22		29
5703	2222	126	50.2		22	33	66	66		1	88		34
5704	2222	126	38.7		7	32	66	32		5	42		17
5705	2222	106	60.9		17	30	66	50		10	66		21
5711	2222	122	53.0		22	33	66	59		10	73		32
5800	2222	102	49.2		17	11	66	47		9	56		16
5802	2222	107	50.5		28	25	66	43		4	59		29
5804	2222	81	50.9		10	18	66	42		11	67		28
5805	2222	77	57.5		17	21	66	37		5	44		23
5901	2222	182	55.2		37	52	66	76		10	88		52
5902	2222	54	33.1		6	2	66	37		3	36		9
5904	2222	101	45.5		8	35	66	47		4	66		22
5905	2222	87	41.6		10	26	66	46		8	53		18
5906	2222	64	35.6		3	18	66	34		4	45		10
5907	2222	126	50.2		1	33	66	60		2	74		25
5908	2222	62	48.4		2	21	66	32		5	38		11
5909	2222	80	49.1		11	19	66	44		3	55		14
5910	2222	84	42.4		5	20	66	42		5	57		15
5912	2222	43	35.2		5	11	66	26		3	44		5
5916	2222	71	44.9		6	22	66	32		4	44		12
5918	2222	70	39.8		7	12	66	44		6	48		9
5920	2222	39	46.4		4	10	66	24		3	22		5
5922	2222	33	50.8		4	10	66	67		3	99		19
5924	2222	108	56.3		12	23	66	65		2	72		23
6115	2222	70	38.0		2	20	66	42		2	28		16
6151	2222	7	35.0		0	0	66	0		0	0		0
6157	2222	32	41.0		2	1	66	10		5	14		10
6205	2222	11	52.4		1	3	66	4		1	6		3
6209	2222	35	57.4		1	5	66	11		2	14		14
6209	2222	24	58.5		10	5	66	5		1	0		8
6227	2222	75	42.7		6	17	66	8		4	18		9
6229	2222	18	54.5		7	5	66	4		2	0		5
6265	2222	21	60.5		5	6	66	8		2	0		5
6281	2222	27	71.1		4	16	66	7		1	11		10
6285	2222	9	90.0		4	16	66	0		1	2		10
6345	2222	11	84.6		3	7	66	1		5	0		3
6349	2222	19	40.4		4	8	66	3		1	0		14

PRESIDENTIAL PRIMARY ELECTION, JUNE 2, 1992

02

* * DEMOCRATIC OFFICES * *

	REGISTRATION	BALLOTS CAST	TURNOUT	U.S. SENATOR - MEL LEVINE	LEO MC CARTHY	CHARLES GREENE	BARBARA BOXER	U.S. SENATOR - DAVID KEARNS	DIANNE FEINSTEIN	JOSEPH ALIOTO	GRAY DAVIS
63701-MB 3701	29	11	37.9	4	3	0	3	0	5	0	6
63707-MB 3707	29	17	58.6	5	4	2	5	2	9	1	4
64050-MB 4050	22	12	54.5	4	6	0	2	1	3	0	7
64072-MB 4072	96	49	51.0	8	17	1	17	6	21	0	16
64178-MB 4178	33	24	72.7	2	9	1	10	3	13	0	6
64186-MB 4186	50	34	68.0	6	12	0	13	5	21	1	6
64250-MB 4250	7	0	0.0	0	0	0	0	0	0	0	0
64252-MB 4252	13	5	38.5								
64270-MB 4270	77	48	62.3	11	19	2	12	4	24	0	17
64292-MB 4292	11	7	63.6								
64309-MB 4309	79	56	70.9	14	22	2	13	5	23	4	21
64353-MB 4353	23	17	73.9	0	7	0	9	1	12	0	4
64354-MB 4354	35	20	57.1	1	8	2	4	2	5	1	8
64357-MB 4357	3	3	100.0								
64606-MB 4606	0	0	0.0	0	0	0	0	0	0	0	0
65550-MB 5550	0	0	0.0	0	0	0	0	0	0	0	0
65590-MB 5590	94	55	58.5	11	16	0	24	0	28	0	20
65851-MB 5851	113	71	62.8	14	18	2	33	4	50	2	15
65950-MB 5950	107	53	49.5	8	15	2	23	2	35	4	12
ABSENTEE TOTALS	42432	5668	13.4	959	2328	194	1842	366	2925	208	1823
GRAND TOTALS	42432	23885	56.3	4068	7988	821	9725	1549	12978	956	7327

03 ***GRAND TOTALS

* * DEMOCRATIC OFFICES * *

	REGISTRATION	BALLOTS CAST	TURNOUT	U.S. REP. PATRICIA MALBERG 4TH DIST - DEM	STATE SENATE 1ST DIST THOMAS ROMERO	STATE ASSEMBLY 4TH DIST MARK NORBERG
PLACER COUNTY	42432	23885	56.3	18676	17121	16787
4TH CONGRESSIONAL	42432	23885	56.3	18676	17121	16787
1ST SENATE	42432	23885	56.3	18676	17121	16787
4TH ASSEMBLY	42432	23885	56.3	18676	17121	16787
1ST SUPERVISORIAL 91	10064	5269	52.4	4065	3815	3734
2ND SUPERVISORIAL 91	7970	4313	54.1	3308	3095	3057
3RD SUPERVISORIAL 91	8719	5311	60.9	4204	3784	3682
4TH SUPERVISORIAL 91	7578	4214	55.6	3294	3087	3059
5TH SUPERVISORIAL 91	8101	4778	59.0	3805	3340	3255
AUBURN	2930	1802	61.5	1486	1316	1265
COLFAX	312	186	59.6	140	124	120
LINCOLN	1641	883	53.8	627	636	619
ROCKLIN	4101	2134	52.0	1720	1613	1585
ROSEVILLE	11088	5813	52.4	4512	4222	4145
LOOMIS	1483	798	53.8	645	613	600
UNINCORPORATED AREA	20877	12269	58.8	9546	8597	8453

PRESIDENTIAL PRIMARY ELECTION, JUNE 2, 1992

.03 ***ABSENTEE TOTALS

* * DEMOCRATIC OFFICES * *

	REGISTRATION	BALLOTS CAST	TURNOUT	U.S. REP. - PATRICIA MALBERG 4TH DIST DEM	STATE SENATE 1ST DISTRICT THOMAS ROMERO	STATE ASSEMBLY 4TH DISTRICT MARK NORBERG
PLACER COUNTY	42432	5668	13.4	4397	4098	4023
4TH CONGRESSIONAL	42432	5668	13.4	4397	4098	4023
1ST SENATE	42432	5668	13.4	4397	4098	4023
4TH ASSEMBLY	42432	5668	13.4	4397	4098	4023
1ST SUPERVISORIAL 91	10064	1443	14.3	1108	1052	1026
2ND SUPERVISORIAL 91	7970	880	11.0	666	639	633
3RD SUPERVISORIAL 91	8719	1504	17.2	1186	1085	1061
4TH SUPERVISORIAL 91	7578	904	11.9	706	657	646
5TH SUPERVISORIAL 91	8101	937	11.6	731	665	657
AUBURN	2930	495	16.9	394	362	355
COLFAX	312	31	9.9	25	22	23
LINCOLN	1641	166	10.1	111	121	116
ROCKLIN	4101	500	12.2	408	387	384
ROSEVILLE	11088	1606	14.5	1233	1169	1143
LOOMIS	1483	140	9.4	114	105	101
UNINCORPORATED AREA	20877	2730	13.1	2112	1932	1901

PRESIDENTIAL PRIMARY ELECTION, JUNE 2, 1992

03

* * DEMOCRATIC OFFICES * *

	REGISTRATION	BALLOTS CAST	TURNOUT	U.S. REP. - PATRICIA MALLBERG 4TH DIST.	STATE SENATE THOMAS ROMERO 1ST DIST.	STATE ASSEMBLY MARK NORBERG 4TH DIST.
1100	193	78		67	59	56
1101	166	63		52	48	50
1103	263	108		81	77	78
1104	207	63		53	45	45
1105	401	1		92	101	90
1106	248	63		68	68	66
1107	305	133		99	89	89
1108	339	132		111	102	101
1110	339	132		72	69	66
1111	333	1		91	91	85
1112	142	56		49	47	48
1113	408	181		134	113	112
1114	202	78		60	55	55
1116	199	98		83	79	79
1117	318	122		93	81	83
1118	185	70		57	51	49
1119	264	69		55	49	49
1121	261	101		83	79	76
1123	445	144		111	105	99
1124	373	107		77	70	70
1125	328	125		94	85	79
1129	217	58		49	47	46
1133	358	107		83	78	76
1135	187	64		52	46	42
1137	232	113		89	80	86
1138	207	66		53	47	45
1139	183	88		69	68	70
1140	278	90		69	63	64
1141	172	57		48	37	39
1143	151	60		46	46	44
1145	260	88		61	64	61
1147	225	88		69	70	64
1149	199	74		61	56	54
1170	191	97		73	71	70
1181	218	101		79	76	75
1183	223	110		79	68	69
1185	122	57		42	35	33
1187	185	79		60	57	57
1603	348	149		108	103	108
1605	199	83		59	56	55
2001	312	136		105	103	102
2003	214	89		64	59	60
2005	350	155		104	110	110
2007	211	71		51	57	49
2009	349	167		120	122	121
2011	184	88		64	56	53
2071	203	96		74	68	72
2073	218	90		41	59	57
2075	114	40		35	28	30
2201	159	65		54	47	49

PRESIDENTIAL PRIMARY ELECTION, JUNE 2, 1992

03

* * DEMOCRATIC OFFICES * *

	REGISTRATION	BALLOTS CAST	TURNOUT	U.S. REP. - 4TH DIST - DEM PATRICIA MALBERG	STATE SENATE 1ST DISTRICT - M THOMAS ROMERO	STATE ASSEMBLY 4TH DISTRICT - M MARK NORBERG
2203	235	97	41.3	83	73	69
2207	292	141	48.3	106	93	89
2209	288	113	40.1	91	90	89
2211	188	71	37.8	52	53	46
2213	186	86	46.2	70	70	68
2217	212	71	33.5	57	54	53
2219	225	101	44.9	85	77	75
2221	219	93	42.5	68	63	63
2223	217	76	35.0	54	54	53
2225	203	65	32.0	53	55	53
2229	279	113	40.5	86	78	80
2231	328	137	41.8	117	115	111
2233	183	61	33.3	42	43	41
2235	173	53	30.6	46	41	40
2241	113	39	34.5	28	25	24
2260	601	120	45.3	90	94	94
2263	153	69	45.1	57	54	52
2270	701	117	46.6	88	79	81
2299	299	141	47.2	112	94	97
2301	164	90	54.9	71	66	64
2303	268	118	44.0	91	85	85
2307	247	124	50.2	89	72	78
2309	900	210	37.1	62	52	52
2333	150	85	56.7	70	58	57
2335	90	43	43.5	68	61	56
2340	400	106	39.0	84	83	82
2341	272	145	47.4	121	111	109
2342	403	94	32.1	82	72	67
2343	293	86	44.3	75	64	61
2344	405	126	45.2	101	89	89
2346	407	74	56.5	65	55	51
2348	408	110	48.5	96	85	77
2349	410	83	49.5	70	59	58
2349	411	96	45.1	76	70	62
2349	414	131	49.8	106	81	79
2349	416	64	41.0	59	48	49
2349	418	98	53.8	80	69	63
2349	470	83	43.3	60	52	50
2349	471	112	43.3	94	83	78
2349	472	99	45.2	77	58	54
2349	600	76	48.7	60	61	58
2360	201	74	36.8	56	56	54
2360	196	93	47.4	66	65	63
2363	231	73	31.6	53	47	48
2364	322	120	37.3	100	92	90
2366	272	125	46.0	99	95	94
2367	182	84	46.2	62	57	54
2369	172	75	43.6	61	61	60
2369	195	74	37.9	56	49	50
2378	277	77	27.7	61	52	52

PRESIDENTIAL PRIMARY ELECTION, JUNE 2, 1992

03

* * DEMOCRATIC OFFICES * *

	REGISTRATION	BALLOTS CAST	TURNOUT	U.S. REP. - 4TH DIST - DEM PATRICIA MALBERG	STATE SENATE 1ST DISTRICT THOMAS ROMERO	STATE ASSEMBLY 4TH DISTRICT MARK NORBERG
3615-C	297	115	38	91	71	76
3617-C	261	111	42	88	88	80
3619-C	196	101	51	55	55	74
3621-C	174	80	46	59	55	53
3627-C	171	73	42	59	52	52
3705-C	251	113	45	87	78	77
3709-C	244	115	47	79	69	66
3711-C	266	122	46	91	83	82
3800-C	299	138	46	112	100	100
3801-C	323	156	48	113	104	101
3805-C	271	42	55	33	27	27
3900-C	270	122	45	93	87	87
4118-C	334	122	38	93	88	84
4122-C	333	124	35	100	85	84
4124-C	155	60	38	50	47	47
4126-C	127	69	54	51	44	43
4128-C	270	118	43	89	85	84
4130-C	196	87	44	65	59	60
4132-C	162	56	34	44	34	36
4134-C	146	43	29	33	34	33
4136-C	136	58	42	45	44	45
4170-C	254	99	39	75	73	71
4174-C	114	55	48	46	43	44
4176-C	169	72	42	50	51	49
4188-C	204	90	44	65	63	62
4200-C	243	114	46	95	86	88
4201-C	218	87	39	76	72	70
4207-C	171	53	31	42	39	41
4300-C	169	82	48	62	60	57
4301-C	192	72	37	57	50	49
4303-C	170	67	39	51	48	46
4307-C	345	146	42	121	116	119
4311-C	268	114	42	98	89	90
4313-C	199	81	40	69	71	67
4370-C	212	97	45	69	64	65
4372-C	222	102	45	74	72	68
4376-C	221	99	44	81	75	72
4604-C	241	90	37	64	58	56
4606-C	210	104	49	83	75	80
4608-C	111	44	39	36	34	35
4610-C	116	64	55	50	44	44
4612-C	107	40	37	29	29	26
4614-C	93	36	38	25	28	27
4616-C	211	106	50	81	76	77
4618-C	168	88	52	72	68	64
4620-C	210	75	35	60	54	57
4622-C	187	91	48	71	64	58
4624-C	128	62	48	49	50	48
4626-C	138	68	49	49	48	49
5500-C	312	155	49	115	102	97

PRESIDENTIAL PRIMARY ELECTION, JUNE 2, 1992

03

* * DEMOCRATIC OFFICES * *

	REGISTRATION	BALLOTS CAST	TURNOUT	U.S. REP. - DEM. PATRICIA MALBERG 4TH DIST	STATE SENATE 1ST DISTRICT THOMAS ROMERO	STATE ASSEMBLY 4TH DISTRICT MARK NORBERG
5570-C	241	105	43.6	82	78	73
5571-C	197	87	44.2	73	50	53
5573-C	222	121	44.2	94	84	90
5600-C	222	99	44.2	76	67	65
5602-C	322	119	37.0	92	77	76
5608-C	299	148	49.5	122	49	115
5610-C	143	71	49.7	54	48	48
5612-C	262	147	56.1	117	109	109
5623-C	114	37	32.5	31	26	24
5700-C	238	126	52.9	97	86	86
5701-C	167	76	45.5	66	55	54
5702-C	262	130	49.6	95	84	80
5703-C	255	126	50.2	109	98	97
5704-C	181	70	38.7	57	49	53
5705-C	174	106	60.9	84	73	74
5711-C	230	122	53.0	98	81	80
5713-C	181	89	49.2	71	63	58
5800-C	197	102	51.8	87	75	67
5802-C	212	107	50.5	85	76	78
5804-C	159	81	50.9	63	58	61
5805-C	134	77	57.5	63	57	58
5901-C	336	182	54.2	147	126	123
5902-C	163	54	33.1	46	35	31
5904-C	222	101	45.5	79	68	64
5905-C	200	87	41.6	66	58	57
5906-C	180	64	35.6	50	44	41
5907-C	251	126	50.2	104	94	88
5908-C	128	62	48.4	45	43	43
5909-C	163	80	49.1	71	57	58
5910-C	198	34	42.4	64	56	49
5912-C	122	43	35.2	43	35	33
5916-C	158	71	44.9	57	51	48
5918-C	176	70	39.8	55	49	45
5920-C	84	39	46.4	33	30	28
5922-C	236	120	50.8	100	89	82
5924-C	192	108	56.3	70	70	65
5926-C	181	70	38.7	59	48	47
61151-M	00	0	0.0	0	0	0
61651-M	200	7	35.0			
61657-M	78	32	41.0	22	23	22
62051-M	21	11	52.4	8	8	8
62091-M	61	35	57.4	24	19	17
62093-M	41	24	58.5	18	19	18
62227-M	75	32	42.7	22	20	19
62291-M	33	18	54.5	15	12	11
62653-M	26	21	60.0	13	8	9
62811-M	38	27	71.1	25	17	17
62857-M	10	9	90.0			
63451-M	13	11	84.6			
63490-M	47	19	40.4	13	13	14

PRESIDENTIAL PRIMARY ELECTION, JUNE 2, 1992

03

* * DEMOCRATIC OFFICES * *

	REGISTRATION	BALLOTS CAST	TURNOUT	U.S. REP. - PATRICIA MALBERG 4TH DIST.	STATE SENATE 1ST DIST. THOMAS ROMERO	STATE ASSEMBLY 4TH DIST. MARK NORBERG
63701-MB	3701	29	11	37.9	6	7
63707-MB	3707	29	17	58.6	15	10
64050-MB	4050	22	12	54.5	10	10
64072-MB	4072	96	49	51.0	39	38
64178-MB	4178	33	24	72.7	16	15
64186-MB	4186	50	34	68.0	26	22
64250-MB	4250	7	0	0.0	0	0
64252-MB	4252	13	5	38.5	4	2
64270-MB	4270	77	49	63.3	37	31
64292-MB	4292	11	7	63.3	4	4
64309-MB	4309	79	56	70.9	42	44
64353-MB	4353	23	17	73.9	16	13
64354-MB	4354	35	20	57.1	13	13
64357-MB	4357	3	1	0.0	0	0
64606-MB	4606	0	0	0.0	0	0
65550-MB	5550	0	0	0.0	0	0
65590-MB	5590	94	55	58.5	47	34
65851-MB	5851	113	71	62.8	47	36
65950-MB	5950	107	53	49.5	45	35
ABSENTEE TOTALS	42432	5668	13.4	4397	4098	4023
GRAND TOTALS	42432	23885	56.3	18676	17121	16787

PRESIDENTIAL PRIMARY ELECTION, JUNE 2, 1992

04 ***GRAND TOTALS

* * REPUBLICAN OFFICES * *

	REGISTRATION	BALLOTS CAST	TURNOUT	PRESIDENT - * GEORGE BUSH	PAT BUCHANAN	U.S. SENATE - AFUL TEL - TERRM	BRUCE HERSCHEINSON	JOHN BROWN	SONNY BONO	JOHN SPRING	ALEXANDER JUSTICE	TOM CAMPBELL	ISAAC YONKER
PLACER COUNTY	47457	27363	57.7	16627	5580	8928	268	4640	511	636	9359	1404	
4TH CONGRESSIONAL	47457	27363	57.7	16627	5580	8928	268	4640	511	636	9359	1404	
1ST SENATE	47457	27363	57.7	16627	5580	8928	268	4640	511	636	9359	1404	
4TH ASSEMBLY	47457	27363	57.7	16627	5580	8928	268	4640	511	636	9359	1404	
1ST SUPERVISORIAL 91	9686	5224	53.9	3284	1042	1647	48	981	99	96	1800	245	
2ND SUPERVISORIAL 91	9418	5103	54.2	3140	1090	1685	52	930	97	125	1610	295	
3RD SUPERVISORIAL 91	9433	5855	62.1	3451	1207	1966	45	948	108	146	1970	304	
4TH SUPERVISORIAL 91	10770	6136	57.0	3848	1222	2059	67	958	109	118	2243	263	
5TH SUPERVISORIAL 91	8150	5045	61.9	2904	1029	1571	56	823	98	151	1736	297	
AUBURN	3245	2032	62.6	1190	429	617	16	344	46	46	775	60	
COLFAX	238	147	61.8	85	28	46	1	31	3	2	46	11	
LINCOLN	1268	690	54.4	433	135	221	7	148	10	19	184	40	
ROCKLIN	5815	2985	51.3	1813	640	990	26	508	64	54	1048	121	
ROSEVILLE	11859	6451	54.4	4106	1252	2005	59	1164	125	114	2345	273	
LOOMIS	1430	751	52.5	454	177	286	13	134	17	26	202	47	
UNINCORPORATED AREA	23602	14307	60.6	8546	2919	4763	146	2311	246	375	4759	852	

PRESIDENTIAL PRIMARY ELECTION, JUNE 2, 1992

04 ***ABSENTEE TOTALS

* * REPUBLICAN OFFICES * *

	REGISTRATION	BALLOTS CAST	TURNOUT	PRESIDENT - GEORGE BUSH	PAT BUCHANAN	U.S. SENATOR - HERSCHEM SOHN	JOHN BROWN	SONNY BONO	JOHN SPRING	ALEXANDER JUSTICE	TOM CAMPBELL	ISAAC YONKER
PLACER COUNTY	47457	7676	16.2	4845	1429	2247	70	1307	126	188	2842	426
4TH CONGRESSIONAL	47457	7676	16.2	4845	1429	2247	70	1307	126	188	2842	426
1ST SENATE	47457	7676	16.2	4845	1429	2247	70	1307	126	188	2842	426
4TH ASSEMBLY	47457	7676	16.2	4845	1429	2247	70	1307	126	188	2842	426
1ST SUPERVISORIAL 91	9686	1643	17.0	1078	316	446	11	309	31	37	610	82
2ND SUPERVISORIAL 91	9418	1160	12.3	750	213	334	13	205	21	31	411	81
3RD SUPERVISORIAL 91	9433	1839	19.5	1145	355	554	18	307	31	46	653	114
4TH SUPERVISORIAL 91	10770	1574	14.6	1003	276	452	16	270	19	23	648	60
5TH SUPERVISORIAL 91	8150	1460	17.9	869	269	461	12	216	24	51	520	89
AUBURN	3245	639	19.7	416	118	168	5	129	10	18	245	23
COLFAX	238	37	15.5	22	5	8	1	11	0	0	13	2
LINCOLN	1268	131	10.3	97	15	32	1	24	3	3	48	8
ROCKLIN	5815	753	12.9	474	141	234	6	134	12	15	274	37
ROSEVILLE	11859	2024	17.1	1327	378	548	16	374	34	42	782	93
LOOMIS	1430	163	11.4	94	39	57	1	36	2	5	50	6
UNINCORPORATED AREA	23602	3929	16.6	2415	733	1200	40	599	65	105	1430	257

PRESIDENTIAL PRIMARY ELECTION, JUNE 2, 1992

04

* * REPUBLICAN OFFICES * *

REGISTRATION	BALLOT CAST	TURNOUT	PERCENTAGE	PAT BUCHANAN	U.S. SENATE	BRUCE HERREN	JOHN BROWN	SONNY BONO	JOHN SPRING	ALEXANDER JUSTICE	TOM CAMPBELL	ISAAC YONKER
1100	137	40.	90	19	42	26	2	26	6	0	47	9
1101	62	46.	43	12	23	39	11	35	4	0	19	11
1102	62	41.	80	25	19	19	11	35	4	0	53	4
1103	22	36.	25	35	17	17	11	10	4	0	16	4
1104	99	30.	80	10	26	26	11	10	4	0	22	5
1105	77	30.	41	8	17	17	11	13	4	0	20	5
1106	72	30.	53	14	23	23	11	13	4	0	19	4
1107	82	42.	47	14	16	16	11	19	4	0	24	4
1108	55	30.	53	21	24	24	11	12	4	0	15	4
1109	70	34.	40	16	25	25	11	10	4	0	35	4
1110	63	32.	32	16	23	23	11	15	4	0	31	4
1111	81	46.	51	16	22	22	11	17	4	0	40	4
1112	91	34.	58	20	32	32	11	22	4	0	37	4
1113	81	49.	76	24	34	34	11	28	4	0	45	4
1114	108	37.	70	24	33	33	11	16	4	0	16	4
1115	117	37.	58	24	33	33	11	5	4	0	9	4
1116	100	30.	54	3	34	34	11	9	4	0	10	4
1117	106	24.	31	11	18	18	11	10	4	0	23	4
1118	35	35.	39	2	25	25	11	16	4	0	13	4
1119	40	29.	24	9	16	16	11	9	4	0	10	4
1120	48	35.	32	12	13	13	11	8	4	0	14	4
1121	55	21.	35	4	21	21	11	8	4	0	51	4
1122	59	41.	90	25	40	40	11	21	4	0	67	4
1123	50	47.	88	36	63	63	11	21	4	0	20	4
1124	61	32.	64	10	18	18	11	15	4	0	38	4
1125	88	45.	60	27	45	45	11	19	4	0	26	4
1126	107	28.	41	17	26	26	11	13	4	0	18	4
1127	70	33.	52	10	23	23	11	20	4	0	31	4
1128	82	36.	33	16	19	19	11	22	4	0	10	4
1129	59	29.	65	15	45	45	11	20	4	0	26	4
1130	59	34.	65	25	33	33	11	22	4	0	45	4
1131	101	35.	25	10	13	13	11	11	4	0	12	4
1132	46	40.	104	14	58	58	11	21	4	0	45	4
1133	160	47.	77	34	44	44	11	35	4	0	55	4
1134	116	39.	67	26	34	34	11	23	4	0	46	4
1135	132	39.	74	43	55	55	11	22	4	0	39	4
1136	44	47.	94	36	66	66	11	28	4	0	41	4
1137	32	40.	19	7	12	12	11	9	4	0	5	4
1138	98	45.	60	26	35	35	11	23	4	0	23	4
1139	85	49.	51	12	28	28	11	21	4	0	27	4
1140	73	36.	50	14	12	12	11	18	4	0	21	4
1141	66	43.	50	15	26	26	11	19	4	0	19	4
1142	118	47.	71	27	54	54	11	20	4	0	20	4
1143	80	36.	33	22	28	28	11	17	4	0	20	4
1144	109	49.	70	24	43	43	11	22	4	0	33	4
1145	106	45.	69	27	36	36	11	12	4	0	20	4
1146	46	43.	28	12	17	17	11	12	4	0	10	4
1147	117	43.	54	27	33	33	11	19	4	0	20	4
1148	80	45.	60	26	35	35	11	23	4	0	23	4
1149	98	49.	51	12	28	28	11	21	4	0	27	4
1150	73	36.	50	14	12	12	11	18	4	0	21	4
1151	66	43.	50	15	26	26	11	19	4	0	19	4
1152	118	47.	71	27	54	54	11	20	4	0	20	4
1153	80	36.	33	22	28	28	11	17	4	0	20	4
1154	109	49.	70	24	43	43	11	22	4	0	33	4
1155	106	45.	69	27	36	36	11	12	4	0	20	4
1156	46	43.	28	12	17	17	11	12	4	0	10	4
1157	117	43.	54	27	33	33	11	19	4	0	20	4
1158	80	45.	60	26	35	35	11	23	4	0	23	4
1159	98	49.	51	12	28	28	11	21	4	0	27	4
1160	73	36.	50	14	12	12	11	18	4	0	21	4
1161	66	43.	50	15	26	26	11	19	4	0	19	4
1162	118	47.	71	27	54	54	11	20	4	0	20	4
1163	80	36.	33	22	28	28	11	17	4	0	20	4
1164	109	49.	70	24	43	43	11	22	4	0	33	4
1165	106	45.	69	27	36	36	11	12	4	0	20	4
1166	46	43.	28	12	17	17	11	12	4	0	10	4
1167	117	43.	54	27	33	33	11	19	4	0	20	4
1168	80	45.	60	26	35	35	11	23	4	0	23	4
1169	98	49.	51	12	28	28	11	21	4	0	27	4
1170	73	36.	50	14	12	12	11	18	4	0	21	4
1171	66	43.	50	15	26	26	11	19	4	0	19	4
1172	118	47.	71	27	54	54	11	20	4	0	20	4
1173	80	36.	33	22	28	28	11	17	4	0	20	4
1174	109	49.	70	24	43	43	11	22	4	0	33	4
1175	106	45.	69	27	36	36	11	12	4	0	20	4
1176	46	43.	28	12	17	17	11	12	4	0	10	4
1177	117	43.	54	27	33	33	11	19	4	0	20	4
1178	80	45.	60	26	35	35	11	23	4	0	23	4
1179	98	49.	51	12	28	28	11	21	4	0	27	4
1180	73	36.	50	14	12	12	11	18	4	0	21	4
1181	66	43.	50	15	26	26	11	19	4	0	19	4
1182	118	47.	71	27	54	54	11	20	4	0	20	4
1183	80	36.	33	22	28	28	11	17	4	0	20	4
1184	109	49.	70	24	43	43	11	22	4	0	33	4
1185	106	45.	69	27	36	36	11	12	4	0	20	4
1186	46	43.	28	12	17	17	11	12	4	0	10	4
1187	117	43.	54	27	33	33	11	19	4	0	20	4
1188	80	45.	60	26	35	35	11	23	4	0	23	4
1189	98	49.	51	12	28	28	11	21	4	0	27	4
1190	73	36.	50	14	12	12	11	18	4	0	21	4
1191	66	43.	50	15	26	26	11	19	4	0	19	4
1192	118	47.	71	27	54	54	11	20	4	0	20	4
1193	80	36.	33	22	28	28	11	17	4	0	20	4
1194	109	49.	70	24	43	43	11	22	4	0	33	4
1195	106	45.	69	27	36	36	11	12	4	0	20	4
1196	46	43.	28	12	17	17	11	12	4	0	10	4
1197	117	43.	54	27	33	33	11	19	4	0	20	4
1198	80	45.	60	26	35	35	11	23	4	0	23	4
1199	98	49.	51	12	28	28	11	21	4	0	27	4
1200	73	36.	50	14	12	12	11	18	4	0	21	4
1201	66	43.	50	15	26	26	11	19	4	0	19	4

PRESIDENTIAL PRIMARY ELECTION, JUNE 2, 1992

04

* * REPUBLICAN OFFICES * *

REGISTRATION	BALLOTS CAST	TURNOUT	PER - TIZENBERG * SMITH GEORGE BUSH	PAT BUCHANAN	U S S E N A T E S E R V I C E S E N T R A L T E R M	B R O O K L Y N C O U N T Y C L E R K S C L E R K S C L E R K S	JOHN BROWN	SONNY BONO	J O H N S P R I N G	A L E X A N D R E J U S T I C E	T O M C A M P B E L	I S A C Y O N K E R
220000	1466	36.4	83	35	52	0	30	30				
220000	2133	44.2	124	44	67	4	30	30				
220000	1473	40.0	91	48	59	0	30	30				
220000	1457	39.9	42	33	33	0	30	30				
220000	1475	35.1	89	33	41	0	30	30				
220000	1479	38.4	83	32	38	0	30	30				
220000	1659	43.2	114	37	56	0	30	30				
220000	2020	40.4	120	48	68	0	30	30				
220000	866	30.7	51	16	23	0	30	30				
220000	70	34.0	1	15	23	0	30	30				
220000	127	32.8	69	31	48	0	30	30				
220000	86	32.5	39	14	17	0	30	30				
220000	96	31.3	63	23	33	0	30	30				
220000	37	38.1	27	3	14	0	30	30				
220000	286	50.3	86	32	45	0	30	30				
220000	103	48.8	64	9	43	0	30	30				
220000	122	51.1	68	9	37	0	30	30				
220000	34	45.7	82	27	36	0	30	30				
220000	91	42.3	57	14	34	0	30	30				
220000	132	44.7	80	36	54	0	30	30				
220000	55	43.8	58	11	38	0	30	30				
220000	99	31.6	39	7	21	0	30	30				
220000	94	47.2	58	18	32	0	30	30				
220000	128	45.6	66	25	40	0	30	30				
220000	94	38.1	54	20	28	0	30	30				
220000	145	43.4	77	35	44	0	30	30				
220000	87	46.4	50	15	26	0	30	30				
220000	22	46.4	65	5	45	0	30	30				
220000	131	41.6	71	28	42	0	30	30				
220000	90	51.1	57	18	40	0	30	30				
220000	124	49.0	70	28	44	0	30	30				
220000	34	22.8	14	2	16	0	30	30				
220000	72	43.9	37	2	19	0	30	30				
220000	108	43.4	67	22	27	0	30	30				
220000	49	31.8	29	12	21	0	30	30				
220000	200	48.5	111	46	55	0	30	30				
220000	96	44.4	58	15	33	0	30	30				
220000	111	36.0	74	10	48	0	30	30				
220000	88	42.8	61	13	29	0	30	30				
220000	109	51.2	77	26	36	0	30	30				
220000	86	38.4	42	22	35	0	30	30				
220000	98	50.0	57	21	41	0	30	30				
220000	64	30.3	37	13	21	0	30	30				
220000	94	40.3	54	21	38	0	30	30				
220000	100	40.2	61	18	29	0	30	30				
220000	84	37.5	45	15	38	0	30	30				
220000	117	57.4	71	24	51	0	30	30				
220000	76	44.2	49	15	40	0	30	30				
220000	65	24.7	32	1	16	0	30	30				

PRESIDENTIAL PRIMARY ELECTION, JUNE 2, 1992

* * REPUBLICAN OFFICES * *

04

	REGISTRATION	BALLOTS CAST	TURNOUT	PRESIDENTIAL * GEORGE BUSH	PAT BUCHANAN	U.S. SENATOR SHERMAN	BRUCE HERSCHELSOHN	JOHN BROWN	SONNY BONO	JOHN SPRING	ALEXANDER JUSTICE	TOM CAMPBELL	ISAAC YONKNER
36175	302	110	36	56	26	41	41	1	13	0	7	33	5
36179	340	127	37	81	22	44	40	0	24	0	4	37	10
36227	234	97	46	62	23	40	38	0	18	1	2	11	9
36271	231	108	41	65	21	38	21	0	16	2	2	8	8
36275	179	31	45	47	19	24	27	0	9	2	5	6	6
37005	346	144	45	82	34	59	54	0	30	2	4	7	0
37099	111	160	51	76	52	59	59	0	21	1	3	5	1
37111	223	109	44	88	35	52	44	1	19	1	1	5	1
38000	350	155	44	99	34	52	44	0	18	4	3	9	9
38005	269	127	45	79	20	52	44	1	20	1	1	9	9
39000	124	56	45	22	9	11	18	0	12	3	3	2	9
41118	199	81	40	57	10	22	22	0	10	2	3	3	2
41222	354	118	33	66	16	44	44	1	19	2	3	3	2
41224	300	108	36	86	37	44	44	1	24	6	3	7	7
41226	384	154	42	86	19	45	45	1	21	3	2	5	5
41228	127	65	55	11	10	17	17	2	11	3	2	8	8
41330	384	143	37	98	26	43	43	1	21	5	5	1	6
41332	349	137	33	89	29	43	43	1	24	4	5	5	6
41334	418	174	41	77	31	63	63	2	23	4	0	5	5
41336	318	129	40	85	24	42	42	0	17	2	1	4	4
41700	223	101	33	53	15	24	24	1	13	2	1	5	5
41717	262	88	33	51	22	37	37	2	8	1	1	3	3
41774	235	99	33	58	21	31	31	1	20	1	3	3	3
41776	324	128	33	55	25	44	44	1	20	4	1	4	4
41888	310	109	35	72	21	55	55	2	20	4	1	4	4
42000	387	161	35	96	38	66	66	1	22	5	2	6	6
42201	246	102	41	74	19	39	39	0	16	2	2	3	3
42207	96	27	28	11	8	12	12	0	5	1	2	2	2
43000	179	92	51	24	18	47	47	1	13	2	3	5	5
43001	146	49	33	30	11	13	13	1	6	1	3	1	1
43003	214	86	40	56	20	15	15	2	6	2	3	1	1
43007	269	101	37	53	27	34	34	0	18	2	3	8	8
43111	289	114	37	53	27	34	34	0	15	2	3	7	7
43113	183	54	29	30	16	22	22	0	15	1	0	1	1
43370	280	134	47	88	32	46	46	1	27	5	4	6	6
43372	315	141	44	88	32	46	46	1	25	4	5	7	7
43776	374	150	42	88	47	63	63	1	23	7	4	8	8
46004	288	120	41	75	15	48	48	1	14	4	4	6	6
46006	423	230	54	99	49	91	91	2	24	1	2	9	9
46008	121	59	43	29	21	22	22	0	11	1	1	4	4
46110	352	166	47	103	36	65	65	2	21	2	1	4	4
46112	167	56	33	40	12	13	13	0	11	1	0	2	2
46114	302	101	33	56	28	39	39	0	14	1	3	4	4
46116	336	142	42	69	26	54	54	0	22	3	3	7	7
46118	227	108	42	69	22	44	44	0	10	1	3	4	4
46220	308	104	50	62	20	44	44	1	10	1	3	6	6
46222	399	183	45	99	31	70	70	1	16	2	1	5	5
46224	238	106	44	51	10	20	20	1	16	2	1	3	3
46226	247	105	42	71	21	36	36	0	13	3	1	6	6
55000	238	110	46	63	23	38	38	0	20	3	2	3	3

PRESIDENTIAL PRIMARY ELECTION, JUNE 2, 1992

* * REPUBLICAN OFFICES * *

04

	REGISTRATION	BALLOTS CAST	TURNOUT	PRESIDENT - * GEORGE BUSCH	PAT BUCHANAN	U.S. SENATE - REFRM	BRUCE HERSCHENSON	JOHN BROWN	SONNY BONO	JOHN SPRING	ALEXANDER JUSTICE	TOM CAMPBELL	ISAAC YONKER
63701-MB 3701	54	34	63.0	25	3	9	0	0	2	0	1	19	2
63707-MB 3707	35	23	65.7	13	4	6	0	0	4	0	0	10	1
64050-MB 4050	32	35	67.3	26	6	8	1	0	4	1	1	13	6
64072-MB 4072	12	55	50.4	40	10	11	0	0	20	3	1	26	2
64178-MB 4178	66	38	57.6	21	7	14	2	0	4	0	1	10	3
64186-MB 4186	103	66	64.1	45	9	17	0	0	9	1	2	30	1
64250-MB 4250	88	33	37.5										
64252-MB 4252	99	33	33.3										
64270-MB 4270	67	33	49.3	19	11	10	0	0	2	0	2	13	3
64292-MB 4292	4	2	50.0										
64309-MB 4309	68	40	58.8	23	10	13	1	0	8	3	2	8	3
64353-MB 4353	27	19	70.4	14	2	2	0	0	2	0	1	10	2
64354-MB 4354	53	32	60.4	19	5	10	0	0	5	0	1	11	4
64357-MB 4357	2	1	50.0										
64606-MB 4606	0	0	0.0	0	0	0	0	0	0	0	0	0	0
65550-MB 5550	0	0	0.0	0	0	0	0	0	0	0	0	0	0
65590-MB 5590	97	71	73.2	35	12	17	0	0	19	1	2	24	5
65851-MB 5851	108	71	65.7	35	22	22	2	0	17	1	2	16	4
65950-MB 5950	126	75	59.5	42	15	10	1	1	23	3	4	22	8
ABSENTEE TOTALS	47457	7676	16.2	4845	1429	2247	70	1307	126	188	2842	426	
GRAND TOTALS	47457	27363	57.7	16627	5580	8928	268	4640	511	636	9359	1404	

PRESIDENTIAL PRIMARY ELECTION, JUNE 2, 1992

05 ***GRAND TOTALS

* * REPUBLICAN OFFICES * *

	REGISTRATION	BALLOTS CAST	TURNOUT	U.S. SENATOR - TRINITY JIM TRINITY SENATOR - TRINITY	WILLIAM ALLEN	WILLIAM DANNEMEYER	* JOHN SEYMOUR	U.S. REP. 4TH DIST. - REEP DON BROOKSHER	* JOHN DOOLITTLE	STATE SENATE 1ST DIST. - REEP TIM LESLIE	STATE ASSEMBLY 4TH DIST. - REEP * DAVID KNOWLES
PLACER COUNTY	47457	27363	57.7	3795	1793	6160	13016	7028	18496	21656	21023
4TH CONGRESSIONAL	47457	27363	57.7	3795	1793	6160	13016	7028	18496	21656	21023
1ST SENATE	47457	27363	57.7	3795	1793	6160	13016	7028	18496	21656	21023
4TH ASSEMBLY	47457	27363	57.7	3795	1793	6160	13016	7028	18496	21656	21023
1ST SUPERVISORIAL 91	9686	5224	53.9	685	333	1179	2550	1216	3663	4192	4035
2ND SUPERVISORIAL 91	9418	5103	54.2	750	350	1216	2332	1270	3524	4085	3898
3RD SUPERVISORIAL 91	9433	5855	62.1	854	341	1250	2792	1611	3801	4492	4351
4TH SUPERVISORIAL 91	10770	6136	57.0	756	404	1479	2952	1507	4259	5045	4885
5TH SUPERVISORIAL 91	8150	5045	61.9	750	365	1036	2390	1424	3249	3842	3854
AUBURN	3245	2032	62.6	293	116	399	1016	601	1262	1524	1495
COLFAX	238	147	61.8	33	10	22	71	37	98	105	106
LINCOLN	1268	690	54.4	104	53	158	296	160	477	538	507
ROCKLIN	5815	2985	51.3	401	205	736	1392	758	2052	2400	2265
ROSEVILLE	11859	6451	54.4	792	406	1474	3195	1502	4519	5204	4986
LOOMIS	1430	751	52.5	124	59	191	319	203	513	632	637
UNINCORPORATED AREA	23602	14307	60.6	2048	944	3180	6727	3767	9575	11253	11027

PRESIDENTIAL PRIMARY ELECTION, JUNE 2, 1992

05 ***ABSENTEE TOTALS

* * REPUBLICAN OFFICES * *

	REGISTRATION	BALLOTS CAST	TURNOUT	U.S. SENATE - TRINITY - REPRESENTATIVE	WILLIAM ALLEN	WILLIAM DANNEMEYER	* JOHN SEYMOUR	U.S. REP. - 4TH DISTRICT - REPRESENTATIVE DON BROOKS SHER	* JOHN DOOLITTLE	STATE SENATE 1ST DISTRICT - REPRESENTATIVE TIM LESLIE	STATE ASSEMBLY 4TH DISTRICT - REPRESENTATIVE * DAVID KNOWLES
PLACER COUNTY	47457	7676	16.2	1087	461	1526	3827	2008	5155	6019	5815
4TH CONGRESSIONAL	47457	7676	16.2	1087	461	1526	3827	2008	5155	6019	5815
1ST SENATE	47457	7676	16.2	1087	461	1526	3827	2008	5155	6019	5815
4TH ASSEMBLY	47457	7676	16.2	1087	461	1526	3827	2008	5155	6019	5815
1ST SUPERVISORIAL 91	9686	1643	17.0	228	88	334	826	398	1140	1298	1239
2ND SUPERVISORIAL 91	9418	1160	12.3	170	80	214	605	294	799	944	898
3RD SUPERVISORIAL 91	9433	1839	19.5	279	104	357	895	529	1169	1413	1356
4TH SUPERVISORIAL 91	10770	1574	14.6	205	93	308	801	374	1103	1269	1207
5TH SUPERVISORIAL 91	8150	1460	17.9	205	96	313	700	413	944	1095	1115
AUBURN	3245	639	19.7	108	36	104	335	197	395	480	463
COLFAX	238	37	15.5	9	3	5	18	9	24	25	27
LINCOLN	1268	131	10.3	17	8	16	76	25	99	108	99
ROCKLIN	5815	753	12.9	103	56	155	376	195	509	607	565
ROSEVILLE	11859	2024	17.1	279	103	403	1029	473	1415	1600	1528
LOOMIS	1430	163	11.4	25	14	29	84	48	110	137	134
UNINCORPORATED AREA	23602	3929	16.6	546	241	814	1909	1061	2603	3062	2999

PRESIDENTIAL PRIMARY ELECTION, JUNE 2, 1992

* * REPUBLICAN OFFICES * *

	REGISTRATION	BALLOTS CAST	TURNOUT	U.S. SENATOR - TRINITY	WILLIAM ALLEN	WILLIAM DANNEMEYER	* JOHN SEYMOUR	U.S. REPRESENTATIVE - DISTRICT 4	* JOHN DOOLITTLE	STATE SENATE - DISTRICT 1	* TIM LESLIE	STATE ASSEMBLY - DISTRICT 4	* DAVID KNOWLES
11001	34	137	40	18	11	28	72	28	106	114	114	114	114
11002	34	62	46	5	1	14	34	16	42	56	56	50	50
11003	40	42	41	21	3	38	61	33	55	117	117	108	42
11004	36	142	36	10	1	8	11	14	10	39	39	42	42
11005	18	49	30	7	3	11	31	15	33	48	48	42	42
11006	99	57	30	4	5	16	42	10	38	59	59	51	51
11007	33	72	42	12	6	16	44	19	47	62	62	65	65
11008	11	82	30	5	3	21	33	15	44	48	48	44	44
11009	16	65	30	10	3	22	33	15	44	56	56	58	58
11010	22	70	32	6	4	19	35	1	44	49	49	47	47
11011	22	81	46	6	1	24	35	16	59	62	62	64	64
11012	33	91	49	8	1	27	35	17	67	88	88	83	83
11013	33	108	37	3	1	16	66	25	77	94	94	82	82
11014	11	11	39	1	1	26	66	25	77	88	88	79	79
11015	23	100	30	13	4	25	45	16	78	83	83	80	80
11016	5	106	32	4	6	31	52	29	69	82	82	26	26
11017	11	35	24	7	2	12	16	6	26	30	30	32	32
11018	22	40	26	8	6	23	22	11	33	28	28	66	66
11019	11	81	38	9	5	11	33	7	33	38	38	39	39
11020	12	48	31	6	3	7	24	11	26	33	33	29	29
11021	16	39	29	9	2	13	29	10	34	33	33	45	45
11022	2	56	21	3	1	9	33	11	41	42	42	42	42
11023	4	50	41	16	2	32	33	33	88	107	107	102	102
11024	4	168	47	21	7	41	35	41	117	136	136	132	132
11025	3	61	35	3	4	11	35	14	41	47	47	46	46
11026	1	88	45	5	7	15	56	14	68	73	73	74	74
11027	4	107	24	12	4	26	47	26	70	83	83	81	81
11028	4	70	28	7	7	20	28	26	41	52	52	53	53
11029	2	82	37	15	2	14	43	14	60	72	72	64	64
11030	15	59	36	7	5	17	22	15	39	46	46	48	48
11031	14	101	29	14	5	33	45	23	32	84	84	81	81
11032	3	112	34	11	1	21	56	30	70	70	70	89	89
11033	3	46	35	12	1	9	66	20	24	88	88	35	35
11034	3	144	40	18	8	35	64	38	104	120	120	116	116
11035	3	160	47	30	9	38	76	30	111	139	139	136	136
11036	3	116	46	9	1	28	55	25	88	92	92	85	85
11037	3	132	46	30	9	39	68	24	108	110	110	104	104
16000	3	154	37	33	8	42	68	37	115	124	124	130	130
20001	2	32	40	4	6	8	12	7	25	28	28	27	27
20002	1	98	45	15	2	27	43	25	64	81	81	82	82
20003	1	85	49	15	7	15	36	21	55	64	64	61	61
20004	1	73	36	6	6	13	40	8	53	58	58	49	49
20005	1	76	43	9	6	21	40	15	53	58	58	50	50
20006	2	118	47	21	10	39	33	21	88	101	101	97	97
20007	2	80	36	8	7	21	33	32	43	50	50	54	54
20008	2	109	49	15	10	32	42	21	88	93	93	86	86
20009	2	106	45	10	3	27	49	23	76	91	91	91	91
20010	1	46	43	5	5	17	16	11	33	34	34	33	33
20011	1	117	39	14	6	32	57	24	81	100	100	96	96

PRESIDENTIAL PRIMARY ELECTION, JUNE 2, 1992

05

* * REPUBLICAN OFFICES * *

REGISTRATION		BALLOTS CAST	TURNOUT	U.S. SENATOR - TRINITY PERM	JIM TRINITY	WILLIAM ALLEN	WILLIAM DANNEMEYER	* JOHN SEYMOUR	U.S. REPRESENTATIVE - BROOKSHER	* JOHN DOOLITTLE	STATE SENATE 1ST DISTRICT	* TIM LESLIE	STATE ASSEMBLY 4TH DISTRICT	* DAVID KNOWLES
2203	401	146	36.4		24	13	23	75		103	120	112		
2207	482	213	44.2		34	10	26	93		142	164	161		
2209	666	146	40.0		20	1	40	60		223	125	125		
2211	215	73	34.0		4	2	32	67		103	57	60		
2213	363	145	39.9		18	6	34	65		109	90	113		
2217	419	147	35.1		19	13	34	67		113	97	116		
2219	440	159	38.4		23	9	46	84		113	41	137		
2221	477	169	43.2		26	1	51	96		113	50	149		
2223	213	206	40.4		16	2	37	26		133	25	70		
2225	190	86	34.7		8	3	19	31		55	9	53		
2227	227	70	30.8		3	3	16	37		53	14	52		
2229	387	127	32.8		28	10	26	51		58	37	98		
2231	387	66	35.5		7	3	15	28		78	37	58		
2233	307	96	31.1		3	3	24	44		46	18	58		
2235	307	96	31.1		3	3	24	44		72	18	81		
2241	97	37	38.1		3	3	11	17		27	10	32		
2601	286	144	50.3		26	8	31	70		97	117	119		
2603	211	103	48.8		13	6	29	48		78	82	95		
2701	338	122	35.3		22	2	44	58		79	98	98		
2705	293	134	45.7		21	7	28	63		96	109	106		
2801	215	91	42.3		8	4	23	42		63	76	77		
2803	295	132	44.7		19	7	47	53		63	106	104		
2807	217	95	43.8		19	5	21	41		72	81	74		
2900	177	56	31.6		5	4	14	24		55	45	41		
2903	199	94	47.2		18	4	26	34		64	73	68		
4000	281	128	45.6		16	9	28	60		80	88	91		
4001	247	94	38.1		5	8	19	48		61	71	70		
4002	334	145	43.4		23	10	34	61		92	106	108		
4003	335	145	43.4		17	6	19	36		51	67	67		
4005	263	122	46.4		19	1	17	56		72	95	86		
4006	315	131	41.6		15	10	26	72		89	101	104		
4007	176	90	51.1		9	1	26	45		62	71	76		
4008	253	124	49.0		16	3	18	75		81	92	91		
4110	149	34	22.9		9	3	7	10		19	22	23		
4112	164	34	22.9		12	3	14	34		41	54	51		
4114	249	108	43.4		12	6	23	49		64	80	75		
4116	154	49	31.8		5	1	21	16		26	41	39		
4118	412	200	48.5		24	9	32	115		1	149	144		
4170	216	96	44.4		14	3	22	47		65	80	80		
4171	216	111	44.0		16	3	22	51		65	90	88		
4172	229	96	42.8		14	1	15	51		61	78	78		
6000	213	109	51.2		12	4	26	53		79	83	83		
6001	224	86	38.4		14	2	22	35		60	62	63		
6002	196	98	50.0		14	2	24	50		60	77	71		
6003	211	64	30.3		5	5	13	28		44	51	52		
6004	274	94	34.3		16	7	24	41		71	79	78		
6005	249	100	40.2		16	6	16	50		71	75	73		
6007	224	84	37.5		16	8	13	39		63	71	65		
6009	204	117	57.4		18	12	28	50		77	87	85		
6011	172	76	44.2		17	8	22	30		56	63	64		
6113	263	65	24.7		8	8	11	27		38	50	43		

PRESIDENTIAL PRIMARY ELECTION, JUNE 2, 1992

05

* * REPUBLICAN OFFICES * *

REGISTRATION	BALLOTS CAST	TURNOUT	U.S. SENATOR - TERRITORY	JIM TRINITY	WILLIAM ALLEN	WILLIAM DANNEMEYER	* JOHN SEYMOUR	U.S. REPRESENTATIVE - DISTRICT	JOHN DOOLITTLE	STATE SENATE - DISTRICT	* TIM LEE	STATE ASSEMBLY - DISTRICT	* DAVID KNOWLES
333666	302	33		14			5	25	72	84		85	
333666	440	37		14			6	31	92	102		99	
333666	233	41		21			3	35	58	74		70	
333666	334	15		15			6	28	74	81		82	
333666	111	81		19			4	18	55	57		56	
333666	179	144		13			7	32	101	100		115	
333666	333	150		26			6	46	103	122		116	
333666	446	155		20			4	33	70	82		74	
333666	111	127		23			5	40	99	99		112	
333666	233	56		7			3	13	79	44		94	
333666	500	87		11			4	15	39	60		45	
333666	249	108		2			4	26	55	76		50	
333666	249	154		7			5	36	70	88		70	
333666	884	154		2			4	30	70	88		93	
333666	127	143		13			7	33	117	131		125	
333666	849	137		11			3	29	99	48		43	
333666	449	174		14			6	29	102	114		105	
333666	333	174		16			8	47	116	142		138	
333666	188	129		14			5	32	89	109		105	
333666	136	101		7			6	24	69	84		82	
333666	700	88		19			4	21	61	69		70	
333666	174	99		12			5	31	56	77		72	
333666	417	128		21			5	34	86	107		104	
333666	188	109		12			6	26	76	90		89	
333666	200	161		15			8	41	110	133		130	
333666	207	102		5			4	14	86	93		92	
333666	207	27		5			8	7	18	23		21	
333666	300	51		11			2	4	71	81		80	
333666	303	33		8			2	13	28	39		40	
333666	307	33		17			3	11	24	39		71	
333666	307	101		24			6	27	55	70		84	
333666	311	114		14			3	28	68	88		84	
333666	313	54		10			6	30	27	30		103	
333666	313	134		17			3	29	94	109		49	
333666	370	141		15			3	33	105	125		106	
333666	372	160		26			4	37	116	135		119	
333666	376	120		11			6	33	82	99		129	
333666	406	230		19			2	33	161	193		86	
333666	406	59		8			8	14	42	49		86	
333666	408	166		13			2	27	123	134		148	
333666	410	56		5			5	11	38	40		44	
333666	412	101		11			5	22	74	82		83	
333666	414	142		15			4	41	119	149		85	
333666	416	108		12			5	30	76	93		82	
333666	420	104		15			8	27	121	142		140	
333666	422	106		9			6	28	67	90		83	
333666	424	105		18			4	35	77	82		83	
333666	427	44		2			8	22	67	77		79	
333666	446	44		2			5	28	74	80			

PRESIDENTIAL PRIMARY ELECTION, JUNE 2, 1992

05

* * REPUBLICAN OFFICES * *

REGISTRATION	BALLOTS CAST	TURNOUT	JIM TRINITY U.S. SENATOR - TERM	WILLIAM ALLEN U.S. REPR. - 4TH DIST. REPR.	WILLIAM DANNEMEYER U.S. REPR. - 4TH DIST. REPR.	* JOHN SEYMOUR U.S. REPR. - 4TH DIST. REPR.	* JOHN DOOLITTLE U.S. REPR. - 4TH DIST. REPR.	STATE SENATE 1ST DIST. REPR.	* TIM LEE U.S. REPR. - 4TH DIST. REPR.	STATE ASSEMBLY 4TH DIST. REPR.	* DAVID KNOWLES U.S. REPR. - 4TH DIST. REPR.
5570	93	45.1	20	9	17	34	31	53	68	71	71
5571	90	44.8	10	8	13	50	25	59	70	70	70
5572	92	44.4	8	8	22	47	19	68	68	68	68
5573	100	42.4	11	11	13	55	31	63	79	79	79
5600	96	48.7	18	13	17	47	28	61	70	70	70
5602	121	45.3	21	11	23	60	14	84	97	97	97
5608	121	46.6	21	11	23	20	14	29	34	34	34
5610	142	46.6	14	8	33	71	9	59	55	58	58
5623	177	40.1	10	10	25	24	14	11	60	60	60
5700	228	50.4	13	8	31	53	24	83	70	90	90
5701	115	50.4	20	8	23	52	7	89	84	80	80
5702	111	38.7	15	6	27	48	7	81	86	99	99
5704	114	41.3	10	5	29	59	6	78	88	88	88
5705	94	51.9	15	8	26	37	9	57	74	78	78
5711	96	35.4	16	8	36	30	2	54	70	72	72
5713	72	43.9	12	5	20	31	6	43	59	59	59
5800	133	43.3	17	6	17	27	1	36	43	42	42
5802	187	46.0	19	6	17	39	0	62	70	68	68
5804	75	39.3	19	5	18	23	2	42	55	54	54
5805	116	51.3	11	9	30	59	3	75	91	90	90
5900	132	43.6	29	8	30	49	5	77	94	97	97
5902	77	41.1	9	6	4	46	2	39	53	55	55
5904	77	30.0	13	4	11	36	2	48	63	61	61
5905	111	45.7	11	1	19	55	2	81	91	90	90
5906	141	30.4	5	4	5	24	14	26	31	33	33
5907	118	46.3	22	8	34	44	9	68	88	99	99
5908	100	39.0	4	0	4	18	10	33	26	22	22
5909	100	39.0	21	4	24	48	7	53	73	73	73
5910	105	46.5	13	5	11	60	2	74	84	79	79
5912	62	39.5	11	9	7	29	19	35	45	43	43
5916	95	40.3	17	5	7	56	2	58	78	72	72
5918	76	33.6	14	6	16	29	6	45	56	56	56
5920	24	40.4	5	1	6	11	2	19	19	18	18
5922	78	47.4	8	8	8	42	2	60	77	60	60
5924	94	47.5	11	6	15	51	2	60	77	75	75
5926	78	36.3	11	6	10	40	2	45	58	57	57
6115	115	100.0	11	6	10	40	2	45	58	57	57
6165	11	47.8	3	0	0	6	5	8	8	10	10
6165	16	55.7	14	3	4	18	6	36	48	34	34
6205	24	55.5	6	3	6	8	13	12	18	15	15
6209	108	71.3	11	7	10	39	16	57	65	60	60
6209	51	54.3	8	1	7	10	10	17	19	22	22
6227	101	61.4	13	9	10	24	13	45	45	44	44
6229	101	59.4	13	9	10	24	13	45	45	44	44
6265	16	60.3	3	0	1	10	1	12	11	8	8
6265	31	60.8	10	3	4	12	13	15	22	24	24
6281	24	55.0	3	2	10	7	4	16	14	14	14
6285	2	69.2	2	0	2	5	1	16	14	14	14
6345	13	54.2	2	0	2	5	1	16	14	14	14
6349	24	54.2	2	0	2	5	1	16	14	14	14

PRESIDENTIAL PRIMARY ELECTION, JUNE 2, 1992

05

* * REPUBLICAN OFFICES * *

	REGISTRATION	BALLOTS CAST	TURNOUT	U.S. SENATOR - TRINITY	WILLIAM ALLEN	WILLIAM DANNEMEYER	* JOHN SEYMOUR	U.S. REP. 4TH DIST. BROOKSHER	* JOHN DOOLITTLE	STATE SENATE 1ST DIST. P.	* TIM LEMSLIE	STATE ASSEMBLY 4TH DIST. P.	* DAVID KNOWLES
63701-MB 3701	54	34	63.0	6		4	19	10	22		20		20
63707-MB 3707	35	23	65.7	4		4	11	6	16		22		19
64050-MB 4050	52	35	67.3	11	2	9	13	20	14		31		29
64072-MB 4072	129	65	50.4	11	2	14	29	13	47		53		45
64178-MB 4178	66	38	57.6	6	3	5	20	10	25		38		33
64186-MB 4186	103	66	64.1	4	3	18	47	11	45		57		53
64250-MB 4250	8	3	37.5										
64252-MB 4252	9	5	55.6										
64270-MB 4270	67	33	49.3	2	2	13	13	6	24		27		28
64292-MB 4292	4	2	50.0										
64309-MB 4309	68	40	58.8	4	4	8	18	11	26		32		35
64353-MB 4353	27	19	70.4	3	0	2	13	6	12		14		15
64354-MB 4354	53	32	60.4	8	2	7	13	8	22		26		25
64357-MB 4357	2	1	50.0										
64606-MB 4606	0	0	0.0	0	0	0	0	0	0		0		0
65550-MB 5550	0	0	0.0	0	0	0	0	0	0		0		0
65590-MB 5590	97	71	73.2	9	2	19	39	17	49		54		54
65851-MB 5851	108	71	65.7	10	7	13	34	31	35		53		55
65950-MB 5950	126	75	59.5	11	10	11	35	29	38		48		48
ABSENTEE TOTALS	47457	7676	16.2	1087	461	1526	3827	2008	5155		6019		5815
GRAND TOTALS	47457	27363	57.7	3795	1793	6180	13016	7028	18496		21656		21023

PRESIDENTIAL PRIMARY ELECTION, JUNE 2, 1992

06 ***GRAND TOTALS

* * AMERICAN INDEPENDENT PARTY OFFICES * *

	REGISTRATION	BALLOTS CAST	TURNOUT	HOWARD PHILLIPS PRESIDENT - AIP	JEROME M C CREADY U.S. - SENATE AFULL - T AIRPM	PAUL MEEUWENBERG U.S. - SENATE AHTORT - T AIRPM	U.S. - REP. - 4TH DIST - AIP	NO CANDIDATE FILED	STATE SENATE 1ST DISTIP	NO CANDIDATE FILED	STATE ASSEMBLY 4TH DISTIP	NO CANDIDATE FILED
PLACER COUNTY	1405	461	32.8	115	199	188	0	0	0	0	0	0
4TH CONGRESSIONAL	1405	461	32.8	115	199	188	0	0	0	0	0	0
1ST SENATE	1405	461	32.8	115	199	188	0	0	0	0	0	0
4TH ASSEMBLY	1405	461	32.8	115	199	188	0	0	0	0	0	0
1ST SUPERVISORIAL 91	294	83	28.2	15	41	37	0	0	0	0	0	0
2ND SUPERVISORIAL 91	293	101	34.5	34	46	46	0	0	0	0	0	0
3RD SUPERVISORIAL 91	240	102	42.5	25	40	40	0	0	0	0	0	0
4TH SUPERVISORIAL 91	261	68	26.1	16	32	27	0	0	0	0	0	0
5TH SUPERVISORIAL 91	317	107	33.8	25	40	38	0	0	0	0	0	0
AUBURN	82	37	45.1	10	17	19	0	0	0	0	0	0
COLFAX	12	2	16.7									
LINCOLN	81	28	34.6	8	12	12	0	0	0	0	0	0
ROCKLIN	146	45	30.8	14	17	16	0	0	0	0	0	0
ROSEVILLE	334	92	27.5	16	44	37	0	0	0	0	0	0
LOOMIS	54	14	25.9	6	8	8	0	0	0	0	0	0
UNINCORPORATED AREA	696	243	34.9	61	101	95	0	0	0	0	0	0

PRESIDENTIAL PRIMARY ELECTION, JUNE 2, 1992

06 ***ABSENTEE TOTALS

** AMERICAN INDEPENDENT PARTY OFFICES **

	REGISTRATION	BALLOTS CAST	TURNOUT	HOWARD PHILLIPS PRESIDENT - AIP	JEROME M C CREADY U.S. SENATOR - AIRM	PAUL MEEUWENBERG U.S. SENATOR - AIRM	U.S. REP. 4TH DIST - AIP	NO CANDIDATE FILED	STATE SENATE 1ST DIST. FILED	NO CANDIDATE FILED	STATE ASSEMBLY 4TH DIST. FILED	NO CANDIDATE FILED
PLACER COUNTY	1405	62	4.4	17	23	22	0	0	0	0	0	0
4TH CONGRESSIONAL	1405	62	4.4	17	23	22	0	0	0	0	0	0
1ST SENATE	1405	62	4.4	17	23	22	0	0	0	0	0	0
4TH ASSEMBLY	1405	62	4.4	17	23	22	0	0	0	0	0	0
1ST SUPERVISORIAL 91	294	17	5.8	3	6	5	0	0	0	0	0	0
2ND SUPERVISORIAL 91	293	16	5.5	5	6	5	0	0	0	0	0	0
3RD SUPERVISORIAL 91	240	9	3.8	[REDACTED]								
4TH SUPERVISORIAL 91	261	7	2.7	[REDACTED]								
5TH SUPERVISORIAL 91	317	13	4.1	3	4	5	0	0	0	0	0	
AUBURN	82	3	3.7	[REDACTED]								
COLFAX	12	1	8.3	[REDACTED]								
LINCOLN	81	3	3.7	[REDACTED]								
ROCKLIN	146	8	5.5	[REDACTED]								
ROSEVILLE	334	16	4.8	3	6	5	0	0	0	0	0	
LOOMIS	54	2	3.7	[REDACTED]								
UNINCORPORATED AREA	696	29	4.2	8	11	12	0	0	0	0	0	

PRESIDENTIAL PRIMARY ELECTION, JUNE 2, 1992

06

* * AMERICAN INDEPENDENT PARTY OFFICES * *

REGISTRATION	BALLOTS CAST	TURNOUT	HOWARD PHILLIPS PRESIDENTIAL AIP	JEROME M C SENATUL AIRM	PAUL MEEUWENBERG SENATORT AIRM	U.S. REP. 4TH DIST AIP	STATE SENATE 1ST DIST AIP	STATE ASSEMBLY 4TH DIST AIP
1100-CPP	1	50.0						
1101-CPP	1	50.0						
1103-CPP	1	46.7						
1104-CPP	1	0.0						
1105-CPP	1	11.1						
1106-CPP	1	50.0						
1107-CPP	1	0.0						
1108-CPP	1	28.6						
1110-CPP	1	40.0						
1111-CPP	1	25.0						
1112-CPP	1	0.0						
1113-CPP	1	18.0						
1114-CPP	1	66.7						
1116-CPP	1	50.0						
1117-CPP	1	0.0						
1118-CPP	1	0.0						
1119-CPP	1	37.5						
1121-CPP	1	33.3						
1123-CPP	1	0.0						
1127-CPP	1	16.7						
1129-CPP	1	25.0						
1131-CPP	1	42.9						
1133-CPP	1	20.0						
1135-CPP	1	25.0						
1137-CPP	1	60.0						
1138-CPP	1	0.0						
1139-CPP	1	33.3						
1140-CPP	1	8.3						
1141-CPP	1	11.1						
1143-CPP	1	16.7						
1145-CPP	1	20.0						
1147-CPP	1	30.0						
1149-CPP	1	0.0						
1170-CPP	1	40.0						
1181-CPP	1	50.0						
1183-CPP	1	14.3						
1185-CPP	1	0.0						
1187-CPP	1	22.2						
1603-CPP	1	15.4						
1605-CPP	1	50.0						
2001-CPP	1	13.3						
2003-CPP	1	28.6						
2005-CPP	1	31.1						
2007-CPP	1	46.7						
2009-CPP	1	36.4						
2011-CPP	1	33.3						
2071-CPP	1	37.5						
2073-CPP	1	0.0						
2075-CPP	1	100.0						
2201-CPP	1	60.0						

PRESIDENTIAL PRIMARY ELECTION, JUNE 2, 1992

* * AMERICAN INDEPENDENT PARTY OFFICES * *

06

	REGISTRATION	BALLOTS CAST	TURNOUT	HOWARD PHILLIPS PRESIDENT - AIP	JEROME M C READY U.S. SENATOR - AIRPM	PAUL MEEUWENBERG U.S. SENATOR - AIRPM	U.S. REP. 4TH DIST - AIP	STATE SENATE 1ST DIST - AIP	STATE ASSEMBLY 4TH DIST - AIP
63701-MB	1	0	0.0	0	0	0	0	0	0
63707-MB	3	0	0.0	0	0	0	0	0	0
64050-MB	3	2	66.7	[REDACTED]					
64072-MB	5	2	40.0	[REDACTED]					
64178-MB	1	1	100.0	[REDACTED]					
64186-MB	0	0	0.0	0	0	0	0	0	0
64250-MB	0	0	0.0	0	0	0	0	0	0
64252-MB	0	0	0.0	0	0	0	0	0	0
64270-MB	2	1	50.0	[REDACTED]					
64292-MB	0	0	0.0	0	0	0	0	0	0
64309-MB	1	0	0.0	0	0	0	0	0	0
64353-MB	0	0	0.0	0	0	0	0	0	0
64354-MB	0	0	0.0	0	0	0	0	0	0
64357-MB	0	0	0.0	0	0	0	0	0	0
64606-MB	0	0	0.0	0	0	0	0	0	0
65550-MB	0	0	0.0	0	0	0	0	0	0
65590-MB	7	2	28.6	[REDACTED]					
65851-MB	4	1	25.0	[REDACTED]					
65950-MB	9	1	11.1	[REDACTED]					
ABSENTEE TOTALS	1405	62	4.4	17	23	22	0	0	0
GRAND TOTALS	1405	461	32.8	115	199	188	0	0	0

PRESIDENTIAL PRIMARY ELECTION, JUNE 2, 1992

07 ***GRAND TOTALS

* * LIBERTARIAN PARTY OFFICES * *

	REGISTRATION	BALLOTS CAST	TURNOUT	PRESIDENT - ANDRE MARROU	U.S. SENATE - JUNE GENIS AFULL - LERBM	U.S. SENATE - RICHARD BODDIE SHORT - LERBM	U.S. REP. - 4TH DIST - PATRICK MC HARGUE	STATE SENATE - 1ST DISTRICT - NO CANDIDATE FILED	STATE ASSEMBLY - 4TH DISTRICT - GARY HINES
PLACER COUNTY	456	196	43.0	142	155	159	164	0	172
4TH CONGRESSIONAL	456	196	43.0	142	155	159	164	0	172
1ST SENATE	456	196	43.0	142	155	159	164	0	172
4TH ASSEMBLY	456	196	43.0	142	155	159	164	0	172
1ST SUPERVISORIAL 91	47	19	40.4	13	12	13	15	0	14
2ND SUPERVISORIAL 91	72	25	34.7	14	20	20	19	0	22
3RD SUPERVISORIAL 91	104	47	45.2	37	38	39	42	0	43
4TH SUPERVISORIAL 91	64	28	43.8	23	21	23	23	0	24
5TH SUPERVISORIAL 91	169	77	45.6	55	64	64	65	0	69
AUBURN	30	16	53.3	12	11	12	14	0	15
COLFAX	9	6	66.7						
LINCOLN	13	5	38.5						
ROCKLIN	45	14	31.1	8	12	12	11	0	14
ROSEVILLE	52	18	34.6	12	11	11	13	0	13
LOOMIS	12	5	41.7						
UNINCORPORATED AREA	295	132	44.7	101	111	113	115	0	119

PRESIDENTIAL PRIMARY ELECTION, JUNE 2, 1992

07 ***ABSENTEE TOTALS

* * LIBERTARIAN PARTY OFFICES * *

	REGISTRATION	BALLOTS CAST	TURNOUT	PRESIDENT - LIB ANDRE MARROU	U.S. SENATE - LIB JUNE GENIS	U.S. SENATE - LIB RICHARD BODDIE	U.S. REP. - LIB PATRICK MC HARGUE	STATE SENATE 1ST DISTRICT	NO CANDIDATE FILED	STATE ASSEMBLY 4TH DISTRICT	GARY HINES
PLACER COUNTY	456	27	5.9	18	18	19	21	0	0	22	22
4TH CONGRESSIONAL	456	27	5.9	18	18	19	21	0	0	22	22
1ST SENATE	456	27	5.9	18	18	19	21	0	0	22	22
4TH ASSEMBLY	456	27	5.9	18	18	19	21	0	0	22	22
1ST SUPERVISORIAL 91	47	3	6.4	[REDACTED]							
2ND SUPERVISORIAL 91	72	3	4.2	[REDACTED]							
3RD SUPERVISORIAL 91	104	8	7.7	[REDACTED]							
4TH SUPERVISORIAL 91	64	6	9.4	[REDACTED]							
5TH SUPERVISORIAL 91	169	7	4.1	[REDACTED]							
AUBURN	30	2	6.7	[REDACTED]							
COLFAX	9	0	0.0	0	0	0	0	0	0	0	0
LINCOLN	13	0	0.0	0	0	0	0	0	0	0	0
ROCKLIN	45	3	6.7	[REDACTED]							
ROSEVILLE	52	3	5.8	[REDACTED]							
LOOMIS	12	2	16.7	[REDACTED]							
UNINCORPORATED AREA	295	17	5.8	11	11	11	14	0	0	14	14

PRESIDENTIAL PRIMARY ELECTION, JUNE 2, 1992

07

* * LIBERTARIAN PARTY OFFICES * *

REGISTRATION	BALLOTS CAST	TURNOUT	PRESIDENTIAL LIBERTARIAN ANDRE MARROU	U.S. SENATE AFULL TERM JUNE GENIS	U.S. SENATE SHORT TERM RICHARD BODDIE	U.S. REP. 4TH DIST LIB PATRICK MCHARGUE	STATE SENATE 1ST DIST. LIB NO CANDIDATE FILED	STATE ASSEMBLY 4TH DIST. LIB GARY HINES
1100-C	0	0	0	0	0	0	0	0
1101-C	100	0	0	0	0	0	0	0
1103-C	100	0	0	0	0	0	0	0
1104-C	100	0	0	0	0	0	0	0
1105-C	100	16	0	0	0	0	0	0
1106-C	100	16	0	0	0	0	0	0
1107-C	100	0	0	0	0	0	0	0
1108-C	100	0	0	0	0	0	0	0
1110-C	100	0	0	0	0	0	0	0
1111-C	100	0	0	0	0	0	0	0
1112-C	100	0	0	0	0	0	0	0
1113-C	100	0	0	0	0	0	0	0
1114-C	100	0	0	0	0	0	0	0
1116-C	100	0	0	0	0	0	0	0
1117-C	100	0	0	0	0	0	0	0
1118-C	100	0	0	0	0	0	0	0
1119-C	100	0	0	0	0	0	0	0
1121-C	100	0	0	0	0	0	0	0
1123-C	100	0	0	0	0	0	0	0
1127-C	100	0	0	0	0	0	0	0
1129-C	100	0	0	0	0	0	0	0
1131-C	100	0	0	0	0	0	0	0
1133-C	100	0	0	0	0	0	0	0
1135-C	100	0	0	0	0	0	0	0
1137-C	100	0	0	0	0	0	0	0
1138-C	100	0	0	0	0	0	0	0
1139-C	100	0	0	0	0	0	0	0
1140-C	100	0	0	0	0	0	0	0
1141-C	100	0	0	0	0	0	0	0
1143-C	100	0	0	0	0	0	0	0
1145-C	100	0	0	0	0	0	0	0
1147-C	100	0	0	0	0	0	0	0
1149-C	100	0	0	0	0	0	0	0
1170-C	100	0	0	0	0	0	0	0
1181-C	100	0	0	0	0	0	0	0
1183-C	100	0	0	0	0	0	0	0
1185-C	100	0	0	0	0	0	0	0
1187-C	100	0	0	0	0	0	0	0
1603-C	75	0	0	0	0	0	0	0
1605-C	66	0	0	0	0	0	0	0
2001-C	66	0	0	0	0	0	0	0
2003-C	33	0	0	0	0	0	0	0
2005-C	33	0	0	0	0	0	0	0
2007-C	100	0	0	0	0	0	0	0
2009-C	100	0	0	0	0	0	0	0
2011-C	33	0	0	0	0	0	0	0
2071-C	0	0	0	0	0	0	0	0
2073-C	0	0	0	0	0	0	0	0
2075-C	0	0	0	0	0	0	0	0
2201-C	100	0	0	0	0	0	0	0

PRESIDENTIAL PRIMARY ELECTION, JUNE 2, 1992

07

* * LIBERTARIAN PARTY OFFICES * *

REGISTRATION	BALLOTS CAST	TURNOUT	PRESIDENT ANDRÉE MARROU LIB	U.S. SENATE JULIE GEMMIS LIB	U.S. SENATE RICHARD BODDIE SHORTER LIB	U.S. REPRESENTATIVE PATRICK MC HARRGUE 4TH DIST LIB	STATE SENATE NO CANDIDATE FILED 1ST DIST LIB	STATE ASSEMBLY GARY HINES 4TH DIST LIB
22003	1	0	0	0	0	0	0	0
22007	1	100	0	0	0	0	0	0
22009	1	100	0	0	0	0	0	0
22011	1	100	0	0	0	0	0	0
22013	1	0	0	0	0	0	0	0
22017	0	0	0	0	0	0	0	0
22019	1	20	0	0	0	0	0	0
22021	1	50	0	0	0	0	0	0
22023	1	66	0	0	0	0	0	0
22025	1	0	0	0	0	0	0	0
22029	1	0	0	0	0	0	0	0
22031	1	100	0	0	0	0	0	0
22033	1	0	0	0	0	0	0	0
22035	1	0	0	0	0	0	0	0
22041	1	0	0	0	0	0	0	0
22601	1	50	0	0	0	0	0	0
22603	1	0	0	0	0	0	0	0
22701	1	100	0	0	0	0	0	0
22705	1	100	0	0	0	0	0	0
22801	1	0	0	0	0	0	0	0
22803	1	2	0	0	0	0	0	0
22807	1	0	0	0	0	0	0	0
22900	1	0	0	0	0	0	0	0
22903	1	0	0	0	0	0	0	0
22904	1	100	0	0	0	0	0	0
22906	1	50	0	0	0	0	0	0
22907	1	0	0	0	0	0	0	0
22908	1	0	0	0	0	0	0	0
22910	1	0	0	0	0	0	0	0
22912	1	0	0	0	0	0	0	0
22914	1	0	0	0	0	0	0	0
22916	1	0	0	0	0	0	0	0
22918	1	0	0	0	0	0	0	0
22970	1	0	0	0	0	0	0	0
22971	1	0	0	0	0	0	0	0
22972	1	0	0	0	0	0	0	0
22973	1	0	0	0	0	0	0	0
22974	1	0	0	0	0	0	0	0
22975	1	0	0	0	0	0	0	0
22976	1	0	0	0	0	0	0	0
22977	1	0	0	0	0	0	0	0
22978	1	0	0	0	0	0	0	0
22979	1	0	0	0	0	0	0	0
22980	1	0	0	0	0	0	0	0
22981	1	0	0	0	0	0	0	0
22982	1	0	0	0	0	0	0	0
22983	1	0	0	0	0	0	0	0
22984	1	0	0	0	0	0	0	0
22985	1	0	0	0	0	0	0	0
22986	1	0	0	0	0	0	0	0
22987	1	0	0	0	0	0	0	0
22988	1	0	0	0	0	0	0	0
22989	1	0	0	0	0	0	0	0
22990	1	0	0	0	0	0	0	0
22991	1	0	0	0	0	0	0	0
22992	1	0	0	0	0	0	0	0
22993	1	0	0	0	0	0	0	0
22994	1	0	0	0	0	0	0	0
22995	1	0	0	0	0	0	0	0
22996	1	0	0	0	0	0	0	0
22997	1	0	0	0	0	0	0	0
22998	1	0	0	0	0	0	0	0
22999	1	0	0	0	0	0	0	0
23000	1	0	0	0	0	0	0	0
23001	1	0	0	0	0	0	0	0
23002	1	0	0	0	0	0	0	0
23003	1	0	0	0	0	0	0	0
23004	1	0	0	0	0	0	0	0
23005	1	0	0	0	0	0	0	0
23006	1	0	0	0	0	0	0	0
23007	1	0	0	0	0	0	0	0
23009	1	0	0	0	0	0	0	0
23011	1	0	0	0	0	0	0	0
23013	1	0	0	0	0	0	0	0

PRESIDENTIAL PRIMARY ELECTION, JUNE 2, 1992

07

** LIBERTARIAN PARTY OFFICES **

	REGISTRATION	BALLOTS CAST	TURNOUT	PRESIDENT ANDRE MARROU LIB	U.S. SENATE JULIE L. IRBY GENNIS	U.S. SENATE RICHARD BODDIE HARRIS	U.S. REP. PATRICK MC HARRGUE 4TH DIST LIB	STATE SENATE NO. 1 DISTRICT 18	STATE ASSEMBLY GARY HINES 4TH DISTRICT
63701-M	0	0	0.0	0	0	0	0	0	0
63707-M	0	0	0.0	0	0	0	0	0	0
64050-M	0	0	0.0	0	0	0	0	0	0
64072-M	1	1	100.0	0	0	0	0	0	0
64178-M	0	0	0.0	0	0	0	0	0	0
64186-M	0	0	0.0	0	0	0	0	0	0
64250-M	0	0	0.0	0	0	0	0	0	0
64253-M	0	0	0.0	0	0	0	0	0	0
64270-M	0	0	0.0	0	0	0	0	0	0
64292-M	0	0	0.0	0	0	0	0	0	0
64309-M	0	0	0.0	0	0	0	0	0	0
64353-M	0	0	0.0	0	0	0	0	0	0
64354-M	0	0	0.0	0	0	0	0	0	0
64357-M	0	0	0.0	0	0	0	0	0	0
64606-M	0	0	0.0	0	0	0	0	0	0
65550-M	0	0	0.0	0	0	0	0	0	0
65590-M	8	3	37.5	0	0	0	0	0	0
65851-M	1	1	100.0	0	0	0	0	0	0
65950-M	1	1	100.0	0	0	0	0	0	0
ABSENTEE TOTALS	456	27	5.9	18	18	19	21	0	22
GRAND TOTALS	456	196	43.0	142	155	159	164	0	172

PRESIDENTIAL PRIMARY ELECTION, JUNE 2, 1992

08 ***GRAND TOTALS

* * PEACE AND FREEDOM PARTY OFFICES * *

	REGISTRATION	BALLOTS CAST	TURNOUT	LEONORA FULFANI PRESIDENT - PFP	RON DANIELS	R. ALLISON STAR-MARTINEZ	GENEVIEVE TORRES U.S. SENATE - PFP	SHIRLEY LEE	SENSHAW U.S. SENATE - PFP	GERALD HORNE	JAI ME MANGIA	U.S. REP. 4TH DIST - PFP	NO CANDIDATE FILED	STATE SENATE 1ST DIST - PFP	NO CANDIDATE FILED	STATE ASSEMBLY 4TH DIST - PFP	NO CANDIDATE FILED
PLACER COUNTY	331	60	18.1	11	9	5	20	18	30	8	0	0	0	0	0	0	0
4TH CONGRESSIONAL	331	60	18.1	11	9	5	20	18	30	8	0	0	0	0	0	0	0
1ST SENATE	331	60	18.1	11	9	5	20	18	30	8	0	0	0	0	0	0	0
4TH ASSEMBLY	331	60	18.1	11	9	5	20	18	30	8	0	0	0	0	0	0	0
1ST SUPERVISORIAL 91	63	6	9.5	[REDACTED]													
2ND SUPERVISORIAL 91	54	12	22.2	2	2	3	3	6	7	1	0	0	0	0	0	0	0
3RD SUPERVISORIAL 91	60	15	25.0	1	4	0	5	5	9	1	0	0	0	0	0	0	0
4TH SUPERVISORIAL 91	36	4	11.1	[REDACTED]													
5TH SUPERVISORIAL 91	118	23	19.5	5	3	1	9	3	8	6	0	0	0	0	0	0	0
AUBURN	19	4	21.1	[REDACTED]													
COLFAX	4	1	25.0	[REDACTED]													
LINCOLN	11	4	36.4	[REDACTED]													
ROCKLIN	32	4	12.5	[REDACTED]													
ROSEVILLE	67	6	9.0	[REDACTED]													
LOOMIS	9	1	11.1	[REDACTED]													
UNINCORPORATED AREA	189	40	21.2	8	7	1	14	10	20	6	0	0	0	0	0	0	0

PRESIDENTIAL PRIMARY ELECTION, JUNE 2, 1992

08

** PEACE AND FREEDOM PARTY OFFICES **

	REGISTRATION	BALLOTS CAST	TURNOUT	LEONORA FULFANI PRESIDENT	RON DANIELS	R. ALLISON STAR-MARTINEZ	GENEVIEVE TORRES U.S. SENATE FULFILL PERM	SHIRLEY LEE	GERALD HORNE U.S. SENATE FULFILL PERM	JAIMIE MANGIA U.S. REP. 4TH DIST FILED	STATE SENATE 1ST DIST FILED	STATE ASSEMBLY 4TH DIST FILED	NO CANDIDATE FILED
63701-MB	0	0	0.0	0	0	0	0	0	0	0	0	0	0
63707-MB	0	0	0.0	0	0	0	0	0	0	0	0	0	0
64050-MB	1	0	0.0	0	0	0	0	0	0	0	0	0	0
64072-MB	0	0	0.0	0	0	0	0	0	0	0	0	0	0
64178-MB	0	0	0.0	0	0	0	0	0	0	0	0	0	0
64186-MB	0	0	0.0	0	0	0	0	0	0	0	0	0	0
64250-MB	1	0	0.0	0	0	0	0	0	0	0	0	0	0
64252-MB	0	0	0.0	0	0	0	0	0	0	0	0	0	0
64270-MB	0	0	0.0	0	0	0	0	0	0	0	0	0	0
64292-MB	0	0	0.0	0	0	0	0	0	0	0	0	0	0
64309-MB	0	0	0.0	0	0	0	0	0	0	0	0	0	0
64353-MB	0	0	0.0	0	0	0	0	0	0	0	0	0	0
64354-MB	0	0	0.0	0	0	0	0	0	0	0	0	0	0
64357-MB	0	0	0.0	0	0	0	0	0	0	0	0	0	0
64606-MB	0	0	0.0	0	0	0	0	0	0	0	0	0	0
65550-MB	0	0	0.0	0	0	0	0	0	0	0	0	0	0
65590-MB	1	1	3.0	0	0	0	0	0	0	0	0	0	0
65851-MB	0	0	0.0	0	0	0	0	0	0	0	0	0	0
65950-MB	1	0	0.0	0	0	0	0	0	0	0	0	0	0
ABSENTEE TOTALS	331	9	2.7	3	1	0	3	3	5	1	0	0	0
GRAND TOTALS	331	60	18.1	11	9	5	20	18	30	8	0	0	0

PRESIDENTIAL PRIMARY ELECTION, JUNE 2, 1992

09 ***GRAND TOTALS

* * GREEN PARTY OFFICES * *

	REGISTRATION	BALLOTS CAST	TURNOUT	STATE SENATE 1ST DISGR.N	KENT SMITH	NONE OF THE ABOVE
PLACER COUNTY	621	208	33.5	153	33	
4TH CONGRESSIONAL	621	208	33.5	153	33	
1ST SENATE	621	208	33.5	153	33	
4TH ASSEMBLY	621	208	33.5	153	33	
1ST SUPERVISORIAL 91	107	29	27.1	21	7	
2ND SUPERVISORIAL 91	101	31	30.7	23	6	
3RD SUPERVISORIAL 91	107	45	42.1	26	9	
4TH SUPERVISORIAL 91	100	24	24.0	20	1	
5TH SUPERVISORIAL 91	206	79	38.3	63	10	
AUBURN	52	21	40.4	13	3	
COLFAX	7	3	42.9			
LINCOLN	17	7	41.2			
ROCKLIN	69	16	23.2	14	1	
ROSEVILLE	132	34	25.8	25	7	
LOOMIS	13	3	23.1			
UNINCORPORATED AREA	331	124	37.5	92	20	

PRESIDENTIAL PRIMARY ELECTION, JUNE 2, 1992

09 ***ABSENTEE TOTALS

* * GREEN PARTY OFFICES * *

	REGISTRATION	BALLOTS CAST	TURNOUT	STATE SENATE 1ST DISTRICT	KENT SMITH	NONE OF THE ABOVE
PLACER COUNTY	621	21	3.4	16	3	
4TH CONGRESSIONAL	621	21	3.4	16	3	
1ST SENATE	621	21	3.4	16	3	
4TH ASSEMBLY	621	21	3.4	16	3	
1ST SUPERVISORIAL 91	107	1	0.9			
2ND SUPERVISORIAL 91	101	2	2.0			
3RD SUPERVISORIAL 91	107	7	6.5			
4TH SUPERVISORIAL 91	100	2	2.0			
5TH SUPERVISORIAL 91	206	9	4.4			
AUBURN	52	5	9.6			
COLFAX	7	0	0.0	0	0	
LINCOLN	17	0	0.0	0	0	
ROCKLIN	69	1	1.4			
ROSEVILLE	132	0	0.0	0	0	
LOOMIS	13	0	0.0	0	0	
UNINCORPORATED AREA	331	15	4.5			

PRESIDENTIAL PRIMARY ELECTION, JUNE 2, 1992

* * GREEN PARTY OFFICES * *

09

REGISTRATION	BALLOTS CAST	TURNOUT	STATE SENATE 1ST DIST	KENT SMITH	NONE OF THE ABOVE
1100	0	0		0	0
1101	1	33			
1103	1	100			
1104	0	0			
1105	0	0			
1106	0	0			
1107	0	0			
1108	0	0			
1110	0	0			
1111	1	5			
1112	1	5			
1113	1	100			
1114	2	66			
1116	1	33			
1117	1	20			
1118	0	0			
1119	1	10			
1121	1	50			
1123	1	16			
1127	1	16			
1129	1	40			
1131	1	50			
1133	1	33			
1135	0	0			
1137	1	33			
1138	1	100			
1139	1	100			
1140	0	0			
1141	1	33			
1143	0	0			
1145	1	33			
1147	1	33			
1149	2	66			
1170	0	0			
1181	0	0			
1183	0	0			
1185	1	50			
1187	1	0			
1603	0	0			
1605	0	0			
2001	0	66			
2003	2	100			
2005	0	0			
2007	0	25			
2009	0	0			
2011	0	0			
2071	0	5			
2073	0	0			
2075	0	0			
2201	0	33			

PRESIDENTIAL PRIMARY ELECTION, JUNE 2, 1992

09

* * GREEN PARTY OFFICES * *

REGISTRATION	BALLOTS CAST	TURNOUT	STATE SENATE LIST	KENT SMITH	NONE OF THE ABOVE
3615	0	0.0	0	0	0
3617	1	25.0	0	0	0
3619	1	50.0	0	0	0
3621	1	60.0	0	0	0
3627	1	60.0	0	0	0
3705	1	60.0	0	0	0
3709	1	66.0	0	0	0
3711	1	33.3	0	0	0
3800	1	75.0	0	0	0
3801	1	0.0	0	0	0
3805	1	0.0	0	0	0
3900	1	0.0	0	0	0
4118	1	20.0	0	0	0
4122	1	0.0	0	0	0
4124	1	0.0	0	0	0
4126	1	0.0	0	0	0
4128	1	50.0	0	0	0
4130	1	0.0	0	0	0
4132	1	8.3	0	0	0
4134	1	0.0	0	0	0
4136	1	100.0	0	0	0
4170	1	100.0	0	0	0
4174	1	100.0	0	0	0
4176	1	0.0	0	0	0
4188	1	33.3	0	0	0
4200	1	0.0	0	0	0
4201	1	0.0	0	0	0
4207	1	0.0	0	0	0
4300	1	33.3	0	0	0
4301	1	100.0	0	0	0
4303	1	0.0	0	0	0
4307	1	0.0	0	0	0
4311	1	33.3	0	0	0
4313	1	0.0	0	0	0
4370	1	50.0	0	0	0
4372	1	100.0	0	0	0
4376	1	0.0	0	0	0
4604	1	50.0	0	0	0
4606	1	0.0	0	0	0
4608	1	0.0	0	0	0
4610	1	0.0	0	0	0
4612	1	0.0	0	0	0
4614	1	33.3	0	0	0
4616	1	0.0	0	0	0
4618	1	100.0	0	0	0
4620	1	25.0	0	0	0
4622	1	0.0	0	0	0
4624	1	0.0	0	0	0
4626	1	0.0	0	0	0
5500	3	42.9	0	0	0

PRESIDENTIAL PRIMARY ELECTION, JUNE 2, 1992

09

* * GREEN PARTY OFFICES * *

	REGISTRATION	BALLOTS CAST	TURNOUT	STATE SENATE 1ST DISGR.N	KENT SMITH	NONE OF THE ABOVE
55770						
55771						
55772						
55773						
56000						
56001						
56002						
56003						
56004						
56005						
56006						
56007						
56008						
56009						
56010						
56120						
56121						
56122						
56223						
56224						
57000						
57001						
57002						
57003						
57004						
57005						
57111						
57112						
57113						
58000						
58001						
58002						
58003						
58004						
58005						
58006						
58007						
58008						
58009						
58010						
59000						
59001						
59002						
59003						
59004						
59005						
59006						
59007						
59008						
59009						
59010						
59111						
59112						
59113						
59114						
59115						
59116						
59117						
59118						
59200						
59201						
59202						
59203						
59204						
59205						
59206						
59207						
59208						
59209						
59210						
59211						
59212						
59213						
59214						
59215						
59216						
59217						
59218						
59219						
59220						
59221						
59222						
59223						
59224						
59225						
59226						
61151						
61152						
61153						
61154						
61155						
61156						
61157						
62051						
62052						
62053						
62054						
62055						
62056						
62057						
62058						
62059						
62060						
62227						
62228						
62229						
62230						
62231						
62232						
62233						
62234						
62235						
62236						
62237						
62238						
62239						
62240						
62241						
62242						
62243						
62244						
62245						
62246						
62247						
62248						
62249						
62250						
62251						
62252						
62253						
62254						
62255						
62256						
62257						
62258						
62259						
62260						
63451						
63452						
63453						
63454						
63455						
63456						
63457						
63458						
63459						
63460						

PRESIDENTIAL PRIMARY ELECTION, JUNE 2, 1992

09

* * GREEN PARTY OFFICES * *

	REGISTRATION	BALLOTS CAST	TURNOUT	STATE SENATE 1ST DISTRICT	KENT SMITH	NONE OF THE ABOVE
63701-MB	3701	0	0	0	0	0
63707-MB	3707	0	0	0	0	0
64050-MB	4050	0	0	0	0	0
64072-MB	4072	0	100.0			
64175-MB	4175	1	100.0			
64186-MB	4186	0	0	0	0	0
64250-MB	4250	0	0	0	0	0
64252-MB	4252	0	0	0	0	0
64270-MB	4270	0	0	0	0	0
64292-MB	4292	0	0	0	0	0
64309-MB	4309	0	0	0	0	0
64353-MB	4353	0	0	0	0	0
64354-MB	4354	0	0	0	0	0
64357-MB	4357	0	0	0	0	0
64606-MB	4606	0	0	0	0	0
65550-MB	5550	0	0	0	0	0
65590-MB	5590	0	0	0	0	0
65851-MB	5851	3	60.0			
65950-MB	5950	1	100.0			
ABSENTEE TOTALS	621	21	3.4	16	3	
GRAND TOTALS	621	208	33.5	153	33	

PRESIDENTIAL PRIMARY ELECTION, JUNE 2, 1992

10 ***GRAND TOTALS

* REPUBLICAN CENTRAL COMMITTEE - 2ND DISTRICT *

	REGISTRATION	BALLOTS CAST	TURNOUT	C2 ON UD ND YI S T C T R R A E L P C O M M I T T E E 4	* ALICE FERRARI	PAUL FERRARI	SCOTT GNILE	* JIMMY GLORIA	CAROLYN O'CONNOR	DIANE HAMPH	PATRICIA EVANS	DENNIS SMITH	* ROBERT SINCLAIR
PLACER COUNTY	9418	5103	54.2	1505	1665	1385	1118	1595	1778	1556	1019	1358	
4TH CONGRESSIONAL	9418	5103	54.2	1505	1665	1385	1118	1595	1778	1556	1019	1358	
1ST SENATE	9418	5103	54.2	1505	1665	1385	1118	1595	1778	1556	1019	1358	
4TH ASSEMBLY	9418	5103	54.2	1505	1665	1385	1118	1595	1778	1556	1019	1358	
2ND SUPERVISORIAL 91	9418	5103	54.2	1505	1665	1385	1118	1595	1778	1556	1019	1358	
LINCOLN	1268	690	54.4	241	271	168	142	220	207	184	108	176	
ROCKLIN	5077	2609	51.4	698	693	762	589	825	946	872	555	718	
UNINCORPORATED AREA	3073	1804	58.7	566	701	455	387	550	625	500	356	464	

PRESIDENTIAL PRIMARY ELECTION, JUNE 2, 1992

10 ***ABSENTEE TOTALS

* REPUBLICAN CENTRAL COMMITTEE - 2ND DISTRICT *

	REGISTRATION	BALLOTS CAST	TURNOUT	C2 ON UD ND YIS CT RR AE LP COM MIT TEE E4	* ALICE FERRARI	PAUL FERRARI	SCOTT GNILE	* JIMMY GLORIA	CAROLYN O'CONNOR	DIANE HAMPTON	PATRICIA EVANS	DENNIS SMITH	* ROBERT SINCLAIR
PLACER COUNTY	9418	1160	12.3	371	388	335	263	351	411	386	288	360	
4TH CONGRESSIONAL	9418	1160	12.3	371	388	335	263	351	411	386	288	360	
1ST SENATE	9418	1160	12.3	371	388	335	263	351	411	386	288	360	
4TH ASSEMBLY	9418	1160	12.3	371	388	335	263	351	411	386	288	360	
2ND SUPERVISORIAL 91	9418	1160	12.3	371	388	335	263	351	411	386	288	360	
LINCOLN	1268	131	10.3	61	57	26	27	37	39	35	30	49	
ROCKLIN	5077	672	13.2	189	190	226	167	213	253	247	171	211	
UNINCORPORATED AREA	3073	357	11.6	121	141	83	69	101	119	104	87	100	

PRESIDENTIAL PRIMARY ELECTION, JUNE 2, 1992

* REPUBLICAN CENTRAL COMMITTEE - 2ND DISTRICT *

	REGISTRATION	BALLOTS CAST	TURNOUT	CONVICTS CENTRAL COMMITTEE	* ALICE FERRARI	PAUL FERRARI	SCOTT GNILE	* JIMMY GLORIA	CAROLYN O'CONNOR	DIANE HAMP	PATRICIA EVANS	DENNIS SMITH	* ROBERT SINCLAIR
20001-C	21	98	45.6	34	46	27	17	31	31	42	16	23	
20003-C	17	85	49.1	33	39	19	22	23	27	21	14	20	
20005-C	19	73	36.9	32	26	13	14	19	24	21	10	18	
20007-C	17	76	43.9	32	42	21	20	29	26	21	19	15	
20009-C	44	118	47.6	37	42	32	30	41	26	21	17	23	
20111-C	22	80	36.9	31	22	23	8	7	28	19	10	17	
20771-C	22	109	47.3	32	44	29	36	33	42	20	20	23	
20773-C	22	106	45.3	32	49	32	22	19	41	23	21	21	
20775-C	10	46	43.4	13	16	12	6	6	21	12	8	10	
22011-C	22	117	39.3	37	39	37	3	5	39	53	19	38	
22013-C	44	146	36.4	34	42	36	28	26	58	47	30	46	
22017-C	20	213	44.2	61	54	61	61	72	93	51	46	63	
22019-C	33	146	40.6	33	43	49	49	49	47	44	30	33	
22111-C	22	73	34.9	33	15	22	37	21	23	21	20	18	
22113-C	35	145	39.9	38	39	50	30	28	49	48	17	37	
22117-C	44	147	35.1	41	35	49	38	56	56	52	33	39	
22119-C	44	169	38.4	48	33	35	27	7	61	57	33	42	
22211-C	47	206	43.2	49	36	57	32	34	79	61	27	48	
22213-C	21	86	40.4	21	27	24	44	57	32	23	20	18	
22215-C	19	66	34.7	15	19	13	11	15	14	15	15	19	
22219-C	22	70	30.8	18	20	19	13	23	22	19	16	19	
22231-C	33	127	32.8	28	36	37	25	46	43	44	19	30	
22233-C	11	68	34.5	19	22	17	21	16	27	20	14	20	
22235-C	30	96	31.3	29	22	21	25	29	27	27	24	26	
22411-C	30	37	38.1	14	13	10	10	13	13	8	24	11	
22601-C	22	144	50.3	41	62	33	27	50	49	45	58	30	
22603-C	22	103	48.8	37	44	26	23	30	36	45	19	26	
27011-C	22	122	51.3	33	58	26	16	40	40	33	11	27	
27013-C	27	134	45.7	51	61	28	23	38	48	33	23	37	
28011-C	22	91	42.3	30	20	20	29	24	35	42	12	24	
28013-C	22	132	44.3	36	46	42	31	40	45	41	29	44	
28017-C	22	95	43.8	36	46	24	25	23	33	29	23	36	
29000-C	17	56	31.6	16	24	16	12	11	16	15	15	13	
29003-C	19	94	47.2	18	29	28	19	25	22	19	17	20	
620511-MB	44	29	65.9	7	14	7	4	9	6	4	2	6	
620911-MB	10	77	71.3	29	25	19	5	10	24	23	20	23	
620931-MB	51	28	54.9	6	10	5	4	10	11	12	8	5	
622271-MB	10	62	61.4	18	19	18	11	20	23	22	13	11	
622911-MB	27	16	59.3	3	1	4	2	6	9	6	2	2	
626531-MB	51	31	60.8	13	13	10	5	17	13	15	2	4	
628111-MB	43	24	55.8	9	10	7	11	5	6	4	1	8	
628571-MB	4	2	50.0										
ABSENTEE TOTALS	9418	1160	12.3	371	388	335	263	351	411	386	288	360	
GRAND TOTALS	9418	5103	54.2	1505	1665	1385	1118	1595	1778	1556	1019	1358	

PRESIDENTIAL PRIMARY ELECTION, JUNE 2, 1992

11 ***GRAND TOTALS

* REPUBLICAN CENTRAL COMMITTEE - 3RD DISTRICT *

	REGISTRATION	BALLOTS CAST	TURNOUT	C3 OR UD ND Y S T E N T- R A R E P C O M M I T T E E S	P A M E L A U L M E R	J A N I C E F O R B E S	* T O M J O N E S	A P T C O X	* J E S S B E D O R E	D A V I D V A U G H A N
PLACER COUNTY	9433	5855	62.1	2817	2389	2361	2609	2018	1351	
4TH CONGRESSIONAL	9433	5855	62.1	2817	2389	2361	2609	2018	1351	
1ST SENATE	9433	5855	62.1	2817	2389	2361	2609	2018	1351	
4TH ASSEMBLY	9433	5855	62.1	2817	2389	2361	2609	2018	1351	
3RD SUPERVISORIAL 91	9433	5855	62.1	2817	2389	2361	2609	2018	1351	
AUBURN	3245	2032	62.6	955	898	868	971	777	637	
UNINCORPORATED AREA	6188	3823	61.8	1862	1491	1493	1633	1241	1214	

PRESIDENTIAL PRIMARY ELECTION, JUNE 2, 1992

11 ***ABSENTEE TOTALS

* REPUBLICAN CENTRAL COMMITTEE - 3RD DISTRICT *

	REGISTRATION	BALLOTS CAST	TURNOUT	C3 OR UD ND YIS CT. E. N- R AR LE P COM MIT TEE ES	P A M E L A U L M E R	J A N I C E F O R B E S	* T O M J O N E S	A R T C O X	* J E S S B E D O R E	D A V I D V A U G H A N
PLACER COUNTY	9433	1839	19.5	886	809	832	850	677	584	
4TH CONGRESSIONAL	9433	1839	19.5	886	809	832	850	677	584	
1ST SENATE	9433	1839	19.5	886	809	832	850	677	584	
4TH ASSEMBLY	9433	1839	19.5	886	809	832	850	677	584	
3RD SUPERVISORIAL 91	9433	1839	19.5	886	809	832	850	677	584	
AUBURN	3245	639	19.7	303	310	309	322	256	197	
UNINCORPORATED AREA	6188	1200	19.4	583	499	523	528	421	387	

PRESIDENTIAL PRIMARY ELECTION, JUNE 2, 1992

* REPUBLICAN CENTRAL COMMITTEE - 3RD DISTRICT *

11-

	REGISTRATION	BALLOTS CAST	TURNOUT	PAMELA ULMER	JANNICE FORBES	* TOM JONES	ART COX	* JESS BENDORE	DAVID VAUGHAN
34000	281	128	45	63	57	48	64	52	47
34001	47	94	38	46	40	32	34	38	28
34002	34	145	37	72	61	65	72	63	51
34003	23	87	37	39	34	27	37	31	25
34005	23	122	46	58	56	40	55	42	43
34006	33	131	41	70	58	66	63	57	47
34007	17	90	51	49	34	34	48	28	27
34008	25	124	49	53	56	64	61	56	35
34009	39	34	22	34	10	10	16	8	7
34010	44	34	22	31	10	10	16	8	7
34011	14	72	33	43	37	31	33	26	16
34012	49	108	43	39	41	37	54	36	36
34013	15	49	31	22	11	25	19	19	16
34014	41	200	48	89	78	76	87	59	58
34016	12	96	44	52	49	39	40	40	32
34017	16	111	38	28	51	47	46	38	42
34018	22	98	42	49	42	45	50	31	29
34019	29	109	51	49	33	37	46	32	26
34020	21	86	38	37	35	43	40	30	30
34021	19	98	50	41	33	27	33	20	23
34022	11	64	30	32	26	23	21	16	25
34023	27	94	34	48	29	26	33	21	25
34024	49	100	40	38	31	42	38	29	29
34025	24	84	37	38	29	36	47	22	28
34026	24	117	57	59	42	43	49	26	37
34027	4	76	44	41	26	30	31	25	34
34028	2	65	24	35	20	14	23	16	16
34029	63	110	36	47	49	45	50	34	38
34030	40	127	37	54	35	44	51	44	27
34031	34	97	41	54	47	47	44	34	28
34032	31	108	46	57	51	43	46	36	37
34033	17	81	45	36	31	26	40	23	27
34034	34	144	41	81	61	51	59	45	51
34035	19	160	51	86	54	55	66	53	53
34036	23	109	48	56	40	41	39	36	40
34037	50	155	44	64	61	56	85	46	43
34038	30	127	47	64	44	43	50	35	44
34039	80	56	45	28	21	15	23	25	20
34040	90	81	40	36	27	24	28	24	23
63451-MB	13	9	69	36	27	24	28	24	23
3490-MB	24	13	54	7	6	4	4	5	1
3490-MB	24	13	54	7	6	4	4	5	1
3701-MB	54	34	65	20	19	17	17	15	13
3707-MB	35	23	65	12	10	7	11	9	6
ABSENTEE TOTALS	9433	1839	19.5	886	809	832	850	677	584
GRAND TOTALS	9433	5855	62.1	2817	2389	2361	2609	2018	1851

PRESIDENTIAL PRIMARY ELECTION, JUNE 2, 1992

12 ***GRAND TOTALS

GREEN-LIBERTARIAN & PEACE/FREEDOM COUNTY WIDE

COUNTY COUNCIL




	REGISTRATION	BALLOTS CAST	TURNOUT	GRN - SANDRA CHAPPELLE COUNTY WIDE COUNCIL	MARTHA MALDONADO	BRUCE WALN	MICHAEL BROWN	PAULA BRISTOL	WILLIAM STOCKWIN	BARBARA STOCKWIN	COUNTY - COUNTY AT LAW CODE COMMITTEE NO CANDIDATE FILED	CP OF UPNTY - COUNTY AT LAW CODE COMMITTEE NO CANDIDATE FILED
PLACER COUNTY	621	208	33.5	117	116	99	99	129	124	150	0	0
4TH CONGRESSIONAL	621	208	33.5	117	116	99	99	129	124	150	0	0
1ST SENATE	621	208	33.5	117	116	99	99	129	124	150	0	0
4TH ASSEMBLY	621	208	33.5	117	116	99	99	129	124	150	0	0
1ST SUPERVISORIAL 91	107	29	27.1	13	16	14	13	20	17	25	0	0
2ND SUPERVISORIAL 91	101	31	30.7	19	19	16	16	24	20	25	0	0
3RD SUPERVISORIAL 91	107	45	42.1	23	18	14	15	21	18	27	0	0
4TH SUPERVISORIAL 91	100	24	24.0	12	14	10	9	11	11	14	0	0
5TH SUPERVISORIAL 91	206	79	38.3	50	49	45	46	53	58	59	0	0
AUBURN	52	21	40.4	12	6	5	6	8	7	11	0	0
COLFAX	7	3	42.9									
LINCOLN	17	7	41.2									
ROCKLIN	69	16	23.2	11	11	9	9	14	11	13	0	0
ROSEVILLE	132	34	25.8	15	18	15	14	21	18	27	0	0
LOOMIS	13	3	23.1									
UNINCORPORATED AREA	331	124	37.5	75	76	68	68	80	85	91	0	0

PRESIDENTIAL PRIMARY ELECTION, JUNE 2, 1992

12 ***ABSENTEE TOTALS

GREEN-LIBERTARIAN & PEACE/FREEDOM COUNTY WIDE

COUNTY COUNCIL

	REGISTRATION	BALLOTS CAST	TURNOUT	GRN - COUNTY WIDE COUNCIL	SANDRA CHAPELLE	MARTHA MALDONADO	BRUCE WALN	MICHAEL BROWN	PAULA BRISTOL	WILLIAM STOCKWIN	BARBARA STOCKWIN	NO CANDIDATE FILED	CP COUNTY COUNCIL AWLID COMMITTEE	NO CANDIDATE FILED
PLACER COUNTY	621	21	3.4	12	12	11	12	13	14	14	0	0		
4TH CONGRESSIONAL	621	21	3.4	12	12	11	12	13	14	14	0	0		
1ST SENATE	621	21	3.4	12	12	11	12	13	14	14	0	0		
4TH ASSEMBLY	621	21	3.4	12	12	11	12	13	14	14	0	0		
1ST SUPERVISORIAL 91	107	1	0.9											
2ND SUPERVISORIAL 91	101	2	2.0											
3RD SUPERVISORIAL 91	107	7	6.5											
4TH SUPERVISORIAL 91	100	2	2.0											
5TH SUPERVISORIAL 91	206	9	4.4											
AUBURN	52	5	9.6											
COLFAX	7	0	0.0											
LINCOLN	17	0	0.0	0	0	0	0	0	0	0	0	0		
ROCKLIN	69	1	1.4											
ROSEVILLE	132	0	0.0											
LOOMIS	13	0	0.0	0	0	0	0	0	0	0	0	0		
UNINCORPORATED AREA	331	15	4.5	9	10	9	10	10	11	12	0	0		

PRESIDENTIAL PRIMARY ELECTION, JUNE 2, 1992

12

GREEN-LIBERTARIAN & PEACE/FREEDOM COUNTY WIDE

COUNTY COUNCIL

	REGISTRATION	BALLOTS CAST	TURNOUT	GRN - COUNTY WIDE COUNCIL	SANDRA CHAPPELL	MARTHA MALDONADO	BRUCE WALN	MICHAEL BROWN	PAULA BRISTOL	WILLIAM STOCKWIN	BARBARA STOCKWIN	COUNTY - COUNTY AT LARGE COMMITTEE	COUNTY - COUNTY AT LARGE COMMITTEE
220203			0	0									
220207			16	40									
220209			0	0									
221111			0	0									
221113			0	0									
221117			0	0									
221119			50	66									
222211			0	0									
222219			16	66									
222221			0	0									
222223			0	0									
222229			0	0									
222231			0	0									
222233			0	0									
222239			0	0									
222241			28	08									
222243			0	0									
222244			0	0									
222247			0	0									
226001			0	0									
226003			0	0									
227001			0	0									
227003			0	0									
227005			0	0									
228001			33	80									
228003			0	0									
229000			50	00									
229003			50	00									
334000			0	0									
334001			33	12									
334002			0	0									
334003			10	00									
334006			50	00									
334007			0	0									
334008			57	00									
334010			0	0									
334012			66	00									
334014			42	00									
334016			14	00									
334018			0	0									
334070			66	00									
334071			50	00									
334072			0	0									
336000			0	0									
336001			0	0									
336002			66	00									
336003			0	0									
336004			20	00									
336005			0	0									
336007			100	00									
336009			0	0									
336011			0	0									
336113			0	0									

REGISTRATION

BALLOTS CAST

TURNOUT

GRN - COUNTY WIDE COUNCIL

SANDRA CHAPPELL

MARTHA MALDONADO

BRUCE WALN

MICHAEL BROWN

PAULA BRISTOL

WILLIAM STOCKWIN

BARBARA STOCKWIN

COUNTY - COUNTY AT LARGE COMMITTEE

NO CANDIDATE FILED

COUNTY - COUNTY AT LARGE COMMITTEE

NO CANDIDATE FILED

PRESIDENTIAL PRIMARY ELECTION, JUNE 2, 1992

12

GREEN-LIBERTARIAN & PEACE/FREEDOM COUNTY WIDE COUNTY COUNCIL

	REGISTRATION	BALLOTS CAST	TURNOUT	GRN - COUNTY WIDE COUNCIL	SANDRA CHAPPELLE	MARTHA MALDONADO	BRUCE WALLN	MICHAEL BROWN	PAULA BRISTOL	WILLIAM STOCKWIN	BARBARA STOCKWIN	COLUMBIA COUNTY COUNCIL COMMITTEE	NO CANDIDATE FILED	CP COUNTY COUNCIL COMMITTEE	NO CANDIDATE FILED
63701-MB	3701	0	0	0	0	0	0	0	0	0	0	0	0	0	0
63707-MB	3707	0	0	0	0	0	0	0	0	0	0	0	0	0	0
64050-MB	4050	0	0	0	0	0	0	0	0	0	0	0	0	0	0
64072-MB	4072	11	100	0	0	0	0	0	0	0	0	0	0	0	0
64178-MB	4178	11	100	0	0	0	0	0	0	0	0	0	0	0	0
64186-MB	4186	0	0	0	0	0	0	0	0	0	0	0	0	0	0
64250-MB	4250	0	0	0	0	0	0	0	0	0	0	0	0	0	0
64252-MB	4252	0	0	0	0	0	0	0	0	0	0	0	0	0	0
64270-MB	4270	0	0	0	0	0	0	0	0	0	0	0	0	0	0
64292-MB	4292	0	0	0	0	0	0	0	0	0	0	0	0	0	0
64309-MB	4309	0	0	0	0	0	0	0	0	0	0	0	0	0	0
64353-MB	4353	0	0	0	0	0	0	0	0	0	0	0	0	0	0
64354-MB	4354	0	0	0	0	0	0	0	0	0	0	0	0	0	0
64357-MB	4357	0	0	0	0	0	0	0	0	0	0	0	0	0	0
64606-MB	4606	0	0	0	0	0	0	0	0	0	0	0	0	0	0
65550-MB	5550	0	0	0	0	0	0	0	0	0	0	0	0	0	0
65590-MB	5590	0	0	0	0	0	0	0	0	0	0	0	0	0	0
65851-MB	5851	3	60	0	0	0	0	0	0	0	0	0	0	0	0
65950-MB	5950	1	100	0	0	0	0	0	0	0	0	0	0	0	0
ABSENTEE TOTALS	621	21	3.4	12	12	11	12	13	14	14	0	0	0	0	0
GRAND TOTALS	621	208	33.5	117	116	99	99	129	124	150	0	0	0	0	0

PRESIDENTIAL PRIMARY ELECTION, JUNE 2, 1992

13 ***GRAND TOTALS

* * COUNTY SUPERVISOR - DISTRICT 3 * *

	REGISTRATION	BALLOTS CAST	TURNOUT	SUPERVISOR - DISTRICT 3 JOHN MARK	MICHAEL PHILLIPS	JIM WEDWORTH	* GEORGE BELAND	RONALD LICHAU
PLACER COUNTY	20240	11980	59.2	982	2117	1073	3112	4243
4TH CONGRESSIONAL	20240	11980	59.2	982	2117	1073	3112	4243
1ST SENATE	20240	11980	59.2	982	2117	1073	3112	4243
4TH ASSEMBLY	20240	11980	59.2	982	2117	1073	3112	4243
3RD SUPERVISORIAL 91	20240	11980	59.2	982	2117	1073	3112	4243
AUBURN	6931	4127	59.5	315	771	244	1141	1514
UNINCORPORATED AREA	13309	7853	59.0	667	1346	829	1971	2729

PRESIDENTIAL PRIMARY ELECTION, JUNE 2, 1992

13 ***ABSENTEE TOTALS

* * COUNTY SUPERVISOR - DISTRICT 3 * *

	REGISTRATION	BALLOTS CAST	TURNOUT	SUPERVISOR - JOHN MARK	MICHAEL PHILLIPS	JIM WEDDORTH	* GEORGE BELAND	RONALD LICHAU
PLACER COUNTY	20240	3507	17.3	333	582	340	894	1201
4TH CONGRESSIONAL	20240	3507	17.3	333	582	340	894	1201
1ST SENATE	20240	3507	17.3	333	582	340	894	1201
4TH ASSEMBLY	20240	3507	17.3	333	582	340	894	1201
3RD SUPERVISORIAL 91	20240	3507	17.3	333	582	340	894	1201
AUBURN	6931	1195	17.2	112	225	74	284	445
UNINCORPORATED AREA	13309	2312	17.4	221	357	266	610	756

PRESIDENTIAL PRIMARY ELECTION, JUNE 2, 1992

13

* * COUNTY SUPERVISOR - DISTRICT 3 * *

	REGISTRATION	BALLOTS CAST	TURNOUT	JOHN MARK	MICHAEL PHILLIPS	JIM WEDDORTH	* GEORGE BELAND	RONALD LITCHAU
4400	51826	22127	44	10	48	16	55	90
4401	52822	21272	13	13	49	19	58	68
4402	72244	30995	28	28	56	24	93	227
4403	49877	19544	12	12	41	9	44	77
4404	49977	22244	20	20	33	17	51	86
4405	44777	17733	9	9	59	6	69	96
4406	64777	25888	37	37	26	10	44	86
4407	33999	17733	5	5	44	7	101	92
4408	54222	12222	12	12	30	10	51	24
4409	44111	12222	15	15	34	11	70	55
4410	44111	12222	11	11	28	9	111	84
4411	36888	12222	10	10	33	11	38	43
4412	36888	12222	11	11	55	2	63	55
4413	66777	19888	12	12	33	2	48	161
4414	45222	14777	4	4	48	2	76	79
4415	60000	25555	41	41	33	2	55	78
4416	48888	20333	47	47	33	15	31	75
4417	41333	19888	41	41	33	34	37	84
4418	47888	17222	36	36	35	15	37	71
4419	44999	20999	14	14	21	30	62	68
4420	48877	14777	12	12	42	7	37	43
4421	65588	22288	34	34	27	4	46	76
4422	55888	24555	42	42	54	18	47	89
4423	44888	18222	40	40	25	9	54	76
4424	41333	20888	38	38	37	13	66	66
4425	41333	17777	38	38	34	3	39	74
4426	63344	22333	27	27	38	20	35	61
4427	66444	22544	38	38	33	25	44	86
4428	47888	21333	44	44	33	18	43	85
4429	46600	25168	47	47	28	27	50	79
4430	35555	28888	43	43	28	27	54	31
4431	37055	28666	45	45	42	26	22	75
4432	68666	28944	47	47	53	27	91	92
4433	55000	25500	45	45	47	45	52	107
4434	70707	30999	43	43	55	19	77	75
4435	38801	30888	46	46	53	24	77	129
4436	65999	30888	46	46	53	16	94	97
4437	21144	10777	50	50	14	16	36	28
4438	39000	39000	41	41	43	32	54	63
4439	51632	21432	24	24	30	2	9	5
4440	34551	34551	41	41	33	4	14	11
4441	34990	34990	41	41	33	4	17	12
4442	37011	37011	55	55	2	12	19	13
4443	37071	37071	59	59	2	12	19	13
ABSENTEE TOTALS	20240	3507	17.3	333	582	340	894	1201
GRAND TOTALS	20240	11980	59.2	982	2117	1073	3112	4243

PRESIDENTIAL PRIMARY ELECTION, JUNE 2, 1992

14 ***GRAND TOTALS

* * COUNTY SUPERVISOR - DISTRICT 4 * *

	REGISTRATION	BALLOTS CAST	TURNOUT	SUPERVISOR - DISTRICT 4 KIRK UHLE R	LEA CHANDLER	* SUSAN HOGG
PLACER COUNTY	20332	11013	54.2	4317	1496	4564
4TH CONGRESSIONAL	20332	11013	54.2	4317	1496	4564
1ST SENATE	20332	11013	54.2	4317	1496	4564
4TH ASSEMBLY	20332	11013	54.2	4317	1496	4564
4TH SUPERVISORIAL 91	20332	11013	54.2	4317	1496	4564
ROCKLIN	1571	761	48.4	294	132	279
ROSEVILLE	5205	2758	53.0	964	400	1190
LOOMIS	3283	1657	50.5	703	237	633
UNINCORPORATED AREA	10273	5837	56.8	2356	727	2462

PRESIDENTIAL PRIMARY ELECTION, JUNE 2, 1992

14 ***ABSENTEE TOTALS

* * COUNTY SUPERVISOR - DISTRICT 4 * *

	REGISTRATION	BALLOTS CAST	TURNOUT	SUPERVISOR - DISTRICT 4 KIRK UHLEER	LEA CHANDLER	* SUSAN HOGG
PLACER COUNTY	20332	2623	12.9	938	367	1159
4TH CONGRESSIONAL	20332	2623	12.9	938	367	1159
1ST SENATE	20332	2623	12.9	938	367	1159
4TH ASSEMBLY	20332	2623	12.9	938	367	1159
4TH SUPERVISORIAL 91	20332	2623	12.9	938	367	1159
ROCKLIN	1571	162	10.3	64	16	65
ROSEVILLE	5205	750	14.4	236	109	339
LOOMIS	3283	328	10.0	127	53	135
UNINCORPORATED AREA	10273	1383	13.5	511	189	620

PRESIDENTIAL PRIMARY ELECTION, JUNE 2, 1992

14

* * COUNTY SUPERVISOR - DISTRICT 4 * *

	REGISTRATION	BALLOTS CAST	TURNOUT	SUPERVISOR - DISTRICT 4	LEA CHANDLER	SUSAN HOGG
41118-CPP	65	23	34	85	39	88
41122-CPP	715	25	79	79	66	96
41124-CPP	600	22	33	83	20	66
41126-CPP	666	13	51	51	22	110
41128-CPP	721	27	89	89	26	48
41130-CPP	618	22	102	102	36	130
41132-CPP	622	23	86	86	27	97
41134-CPP	555	11	33	33	55	110
41136-CPP	555	16	65	65	55	78
41170-CPP	555	16	77	77	55	70
41174-CPP	555	16	82	82	55	83
41176-CPP	555	16	74	74	55	60
41888-CPP	555	22	98	98	55	78
42000-CPP	555	22	80	80	55	96
42001-CPP	555	20	41	41	47	100
42007-CPP	555	20	76	76	47	82
42011-CPP	399	20	29	29	29	29
42015-CPP	399	91	97	97	13	75
43000-CPP	399	194	49	49	19	49
43011-CPP	333	125	32	32	24	58
43033-CPP	455	162	35	35	42	102
43077-CPP	655	260	33	33	37	86
43111-CPP	622	246	39	39	18	44
43113-CPP	432	149	45	45	22	80
43700-CPP	555	237	43	43	31	107
43722-CPP	555	254	42	42	31	144
43776-CPP	656	276	38	38	25	98
46004-CPP	570	217	51	51	35	135
46006-CPP	696	359	40	40	11	33
46008-CPP	264	108	47	47	20	85
46100-CPP	506	240	36	36	16	58
46112-CPP	309	114	35	35	15	75
46114-CPP	428	150	44	44	37	109
46116-CPP	596	262	47	47	30	106
46188-CPP	438	209	40	40	23	68
46200-CPP	464	189	45	45	25	149
46222-CPP	638	289	44	44	22	51
46224-CPP	405	181	42	42	22	78
46226-CPP	422	178	60	60	27	24
64050-MBB	859	54	50	50	11	53
64072-MBB	246	125	66	66	23	16
64178-MBB	104	66	64	64	5	43
64186-MBB	161	104	15	15		
64250-MBB	19	3				
64252-MBB	24	10				
64270-MBB	59	90				
64292-MBB	15	9				
64309-MBB	56	97				
64353-MBB	94	39				
64354-MBB	53	4				
64357-MBB	5	0				
64606-MBB	0	0				

PRESIDENTIAL PRIMARY ELECTION, JUNE 2, 1992

14

* * COUNTY SUPERVISOR - DISTRICT 4 * *

	REGISTRATION	BALLOTS CAST	TURNOUT	SUPERVISOR - DISTRICT 4 KIRK UHLER	LEA CHANDLER	* SUSAN HOGG
ABSENTEE TOTALS	20332	2623	12.9	938	367	1159
GRAND TOTALS	20332	11013	54.2	4317	1496	4564

PRESIDENTIAL PRIMARY ELECTION, JUNE 2, 1992

15 ***GRAND TOTALS

* * COUNTY SUPERVISOR - DISTRICT 5 * *

	REGISTRATION	BALLOTS CAST	TURNOUT	SUPERVISOR - MIKE FLUTY	ROBERT PAGE	REX BLOOMFIELD
PLACER COUNTY	19348	10965	56.7	4498	1616	4353
4TH CONGRESSIONAL	19348	10965	56.7	4498	1616	4353
1ST SENATE	19348	10965	56.7	4498	1616	4353
4TH ASSEMBLY	19348	10965	56.7	4498	1616	4353
5TH SUPERVISORIAL 91	19348	10965	56.7	4498	1616	4353
COLFAX	640	370	57.8	171	39	132
UNINCORPORATED AREA	18708	10595	56.6	4327	1577	4221

PRESIDENTIAL PRIMARY ELECTION, JUNE 2, 1992

15 ***ABSENTEE TOTALS

* * COUNTY SUPERVISOR - DISTRICT 5 * *

	REGISTRATION	BALLOTS CAST	TURNOUT	SUPERVISOR - DISTRICT 5 * MIKE FLUTY	ROBERT PAGE	REX BLOOMFIELD
PLACER COUNTY	19348	2615	13.5	1104	396	928
4TH CONGRESSIONAL	19348	2615	13.5	1104	396	928
1ST SENATE	19348	2615	13.5	1104	396	928
4TH ASSEMBLY	19348	2615	13.5	1104	396	928
5TH SUPERVISORIAL 91	19348	2615	13.5	1104	396	928
COLFAX	640	70	10.9	39	6	15
UNINCORPORATED AREA	18708	2545	13.6	1065	390	913

PRESIDENTIAL PRIMARY ELECTION, JUNE 2, 1992

15

* * COUNTY SUPERVISOR - DISTRICT 5 * *

	REGISTRATION	BALLOTS CAST	TURNOUT	SUPERVISOR DISTRICT 5 MARK FULTY	ROBERT PAGE	REX BLOOMFIELD
55500	640	300	46	13	33	117
55577	508	217	42	7	48	88
55571	448	199	44	8	72	72
55573	514	239	46	9	39	91
56000	517	209	40	9	32	78
56002	609	233	38	10	36	89
56003	322	130	40	11	42	123
56008	610	290	47	13	40	47
56012	555	330	50	14	35	147
56223	331	119	36	5	11	49
56700	520	255	48	1	39	88
56701	482	199	41	6	30	97
56702	649	264	40	10	37	113
56703	596	261	43	10	33	115
56704	75	129	34	10	22	51
56705	412	226	54	7	32	111
56711	611	240	42	7	35	122
56713	411	174	42	4	16	111
58000	369	172	46	6	13	83
58002	461	224	48	10	34	77
58004	402	176	44	5	30	73
58005	396	203	51	5	19	69
58901	727	345	47	9	32	201
58902	452	156	34	6	8	78
58904	606	204	33	11	29	55
58905	524	224	42	8	22	107
58906	441	190	42	5	21	32
58907	569	267	46	7	45	139
58908	310	119	38	6	27	25
58909	448	203	45	6	32	103
58910	547	222	40	11	37	65
58912	342	116	33	5	20	37
58916	472	189	40	5	28	66
58918	495	172	34	7	27	62
58920	224	82	36	7	7	36
58922	557	221	39	9	32	86
58924	509	239	47	9	60	86
58926	510	182	35	8	30	77
58950	0	0	0	0	0	65
65590	245	150	61	6	18	60
65851	75	171	62	7	24	60
65950	83	148	22	6	27	41
ABSENTEE TOTALS	19348	2615	13.5	1104	396	928
GRAND TOTALS	19348	10965	56.7	4498	1616	4353

PRESIDENTIAL PRIMARY ELECTION, JUNE 2, 1992.

16 ***GRAND TOTALS

* * STATE PROPOSITIONS - NO. 152 TO 154

	REGISTRATION	BALLOTS CAST	TURNOUT	PARTICIPATION IN STATE BOYCNS		ELECTIONS		PROPOSITIONS	
				YES	NO	YES	NO	YES	NO
PLACER COUNTY	101474	55127	54.3	25662	27707	23606	29545	16628	34924
4TH CONGRESSIONAL	101474	55127	54.3	25662	27707	23606	29545	16628	34924
1ST SENATE	101474	55127	54.3	25662	27707	23606	29545	16628	34924
4TH ASSEMBLY	101474	55127	54.3	25662	27707	23606	29545	16628	34924
1ST SUPERVISORIAL 91	21959	11012	50.1	5380	5292	4851	5763	3251	7070
2ND SUPERVISORIAL 91	19595	10157	51.8	4641	5163	4273	5488	2995	6558
3RD SUPERVISORIAL 91	20240	11980	59.2	5449	6091	4918	6554	3713	7360
4TH SUPERVISORIAL 91	20332	11013	54.2	5370	5346	4956	5747	3057	7291
5TH SUPERVISORIAL 91	19348	10965	56.7	4822	5815	4608	5993	3612	6645
AUBURN	6931	4127	59.5	2045	1931	1850	2105	1312	2493
COLFAX	640	370	57.8	154	195	134	208	101	230
LINCOLN	3376	1728	51.2	916	729	776	846	497	1090
ROCKLIN	11166	5500	49.3	2579	2753	2452	2871	1581	3624
ROSEVILLE	25542	12902	50.5	6460	6058	5861	6601	3710	8380
LOOMIS	3283	1657	50.5	745	874	705	910	487	1073
UNINCORPORATED AREA	50536	28843	57.1	12763	15167	11828	16004	8940	18034

PRESIDENTIAL PRIMARY ELECTION, JUNE 2, 1992

16 ***ABSENTEE TOTALS

* * STATE PROPOSITIONS - NO. 152 TO 154

	REGISTRATION	BALLOTS CAST	TURNOUT	PARTICIPATION		ELECTION		PROPOSITIONS	
				YES	NO	YES	NO	YES	NO
PLACER COUNTY	101474	14023	13.8	5935	7588	5523	7911	4018	9057
4TH CONGRESSIONAL	101474	14023	13.8	5935	7588	5523	7911	4018	9057
1ST SENATE	101474	14023	13.8	5935	7588	5523	7911	4018	9057
4TH ASSEMBLY	101474	14023	13.8	5935	7588	5523	7911	4018	9057
1ST SUPERVISORIAL 91	21959	3112	14.2	1408	1600	1279	1704	919	1990
2ND SUPERVISORIAL 91	19595	2166	11.1	907	1176	842	1225	642	1400
3RD SUPERVISORIAL 91	20240	3507	17.3	1439	1909	1303	2012	1017	2198
4TH SUPERVISORIAL 91	20332	2623	12.9	1208	1340	1137	1402	664	1788
5TH SUPERVISORIAL 91	19348	2615	13.5	973	1563	962	1568	776	1681
AUBURN	6931	1195	17.2	517	625	479	654	337	741
COLFAX	640	70	10.9	23	44	14	51	18	47
LINCOLN	3376	316	9.4	136	166	115	186	93	198
ROCKLIN	11166	1333	11.9	576	710	544	729	369	890
ROSEVILLE	25542	3694	14.4	1730	1834	1579	1957	1038	2399
LOOMIS	3283	328	10.0	158	166	138	134	103	203
UNINCORPORATED AREA	50536	7097	14.0	2795	4043	2654	4150	2060	4579

PRESIDENTIAL PRIMARY ELECTION, JUNE 2, 1992

* * STATE PROPOSITIONS - NO. 152 TO 154

PROPOSITION	REGISTRATION	BALLOTS CAST	TURNOUT	PARTICIPATION IN PROPOSITION		EDUCATION IN PROPOSITION		PROPOSITION	
				YES	NO	YES	NO	YES	NO
1100	584	237	40.6	133	103	125	109	61	169
1101	345	133	38.6	98	74	44	88	36	88
1102	691	277	40.1	149	123	124	150	74	188
1103	386	116	30.1	57	54	53	56	52	56
1104	200	200	100.0	102	89	101	89	69	112
1105	169	169	100.0	80	80	77	84	59	95
1106	222	222	100.0	107	106	104	109	68	141
1107	220	220	100.0	103	102	87	116	69	129
1108	171	171	100.0	90	76	80	88	41	119
1109	580	195	33.6	78	107	77	107	42	141
1110	195	143	73.1	84	57	78	60	32	106
1111	633	276	43.4	136	128	127	131	84	161
1112	413	199	48.2	104	91	97	97	56	130
1113	633	276	43.4	136	128	127	131	84	161
1114	654	199	30.4	104	91	97	97	56	130
1115	567	225	39.7	111	103	111	105	59	146
1116	615	231	37.6	116	99	107	108	75	129
1117	595	191	31.8	109	81	94	97	50	133
1118	463	118	25.3	56	60	59	58	35	74
1119	150	150	100.0	87	57	75	70	65	74
1120	452	150	33.2	87	57	75	70	65	74
1121	552	244	44.2	133	106	113	121	81	142
1122	739	167	22.6	80	69	73	71	56	95
1123	605	172	28.3	89	74	88	76	78	77
1124	469	129	27.4	59	69	60	65	34	90
1125	669	167	24.9	63	100	56	108	52	107
1126	602	220	36.7	118	96	99	116	48	162
1127	646	304	47.1	155	140	140	157	88	200
1128	431	131	30.3	63	66	57	71	51	76
1129	407	190	46.6	67	114	54	130	75	107
1130	796	209	26.2	103	94	103	94	66	123
1131	481	138	28.6	84	52	67	68	53	77
1132	424	154	36.3	107	45	93	56	51	95
1133	160	160	100.0	66	92	61	95	50	104
1134	640	200	31.2	112	85	98	101	46	147
1135	591	197	33.4	116	76	108	85	55	129
1136	344	148	43.0	72	71	62	80	56	83
1137	637	264	41.4	161	98	142	114	64	190
1138	618	286	46.2	151	131	118	162	47	226
1139	416	184	44.2	89	94	72	108	47	140
1140	226	226	100.0	121	102	104	116	38	158
1141	578	222	38.3	121	102	104	116	38	158
1142	752	322	42.8	127	190	115	200	59	214
1143	301	120	39.8	37	78	35	79	38	71
1144	606	263	43.3	136	114	116	131	75	167
1145	449	189	42.1	105	69	84	84	48	118
1146	645	250	38.8	133	99	110	118	72	160
1147	446	168	37.3	101	59	83	73	58	89
1148	692	308	44.4	170	130	153	145	84	208
1149	463	191	41.3	111	76	96	88	60	117
1150	478	222	46.6	92	124	72	143	58	152
1151	503	208	41.4	90	112	85	120	56	144
1152	551	97	17.6	39	55	36	57	22	71
1153	512	196	38.3	78	111	79	112	65	122

PRESIDENTIAL PRIMARY ELECTION, JUNE 2, 1992

* * STATE PROPOSITIONS - NO. 152 TO 154

PROPOSITION	REGISTRATION	BALLOTS CAST	TURNOUT	PARTICIPATION		EDUCATION		PROPTERM	
				YES	NO	YES	NO	YES	NO
152	700	256	36.6	135	111	129	118	60	181
153	860	379	44.1	165	205	171	203	104	265
154	741	288	38.9	135	149	136	148	77	195
155	468	160	34.2	70	87	69	86	33	87
156	620	243	39.2	130	110	127	111	58	171
157	900	232	25.8	112	116	104	124	73	153
158	757	300	39.6	170	127	160	137	81	210
159	795	323	40.6	144	170	149	162	66	229
160	446	168	37.5	79	85	73	92	51	104
161	446	144	32.2	76	57	58	74	59	73
162	563	197	35.0	72	112	67	117	73	105
163	805	285	35.4	132	145	120	158	97	176
164	436	137	31.1	76	57	72	63	39	89
165	344	139	39.9	83	70	80	76	46	108
166	236	80	33.9	36	42	31	45	20	55
167	641	285	44.5	103	176	93	180	88	181
168	410	189	46.1	63	122	61	125	40	141
169	538	251	46.7	98	139	97	139	88	156
170	705	293	41.5	136	155	126	164	88	200
171	800	191	23.9	84	102	70	116	66	111
172	627	275	43.8	96	173	91	179	95	167
173	504	233	46.2	113	104	110	112	79	137
174	432	160	37.0	75	77	70	82	55	90
175	399	191	48.0	84	99	79	104	56	118
176	400	227	56.8	109	114	93	129	68	141
177	401	212	52.9	103	103	84	125	69	131
178	402	309	77.2	160	140	140	158	98	194
179	403	195	48.7	101	77	101	101	72	98
180	405	224	55.3	112	101	102	112	74	134
181	406	273	67.5	129	134	120	141	101	157
182	407	178	43.5	103	73	96	79	46	125
183	410	258	62.9	133	119	113	137	96	143
184	410	128	31.5	69	56	64	61	53	68
185	411	139	33.4	100	80	99	81	53	96
186	414	264	63.8	139	115	134	115	99	145
187	414	129	30.9	70	52	57	66	50	67
188	417	178	42.5	103	73	96	79	46	125
189	418	258	62.9	133	119	113	137	96	143
190	418	128	31.5	69	56	64	61	53	68
191	418	139	33.4	100	80	99	81	53	96
192	418	264	63.8	139	115	134	115	99	145
193	418	129	30.9	70	52	57	66	50	67
194	418	178	42.5	103	73	96	79	46	125
195	418	258	62.9	133	119	113	137	96	143
196	418	128	31.5	69	56	64	61	53	68
197	418	139	33.4	100	80	99	81	53	96
198	418	264	63.8	139	115	134	115	99	145
199	418	129	30.9	70	52	57	66	50	67
200	418	178	42.5	103	73	96	79	46	125
201	418	258	62.9	133	119	113	137	96	143
202	418	128	31.5	69	56	64	61	53	68
203	418	139	33.4	100	80	99	81	53	96
204	418	264	63.8	139	115	134	115	99	145
205	418	129	30.9	70	52	57	66	50	67
206	418	178	42.5	103	73	96	79	46	125
207	418	258	62.9	133	119	113	137	96	143
208	418	128	31.5	69	56	64	61	53	68
209	418	139	33.4	100	80	99	81	53	96
210	418	264	63.8	139	115	134	115	99	145
211	418	129	30.9	70	52	57	66	50	67
212	418	178	42.5	103	73	96	79	46	125
213	418	258	62.9	133	119	113	137	96	143
214	418	128	31.5	69	56	64	61	53	68
215	418	139	33.4	100	80	99	81	53	96
216	418	264	63.8	139	115	134	115	99	145
217	418	129	30.9	70	52	57	66	50	67
218	418	178	42.5	103	73	96	79	46	125
219	418	258	62.9	133	119	113	137	96	143
220	418	128	31.5	69	56	64	61	53	68
221	418	139	33.4	100	80	99	81	53	96
222	418	264	63.8	139	115	134	115	99	145
223	418	129	30.9	70	52	57	66	50	67
224	418	178	42.5	103	73	96	79	46	125
225	418	258	62.9	133	119	113	137	96	143
226	418	128	31.5	69	56	64	61	53	68
227	418	139	33.4	100	80	99	81	53	96
228	418	264	63.8	139	115	134	115	99	145
229	418	129	30.9	70	52	57	66	50	67
230	418	178	42.5	103	73	96	79	46	125
231	418	258	62.9	133	119	113	137	96	143
232	418	128	31.5	69	56	64	61	53	68
233	418	139	33.4	100	80	99	81	53	96
234	418	264	63.8	139	115	134	115	99	145
235	418	129	30.9	70	52	57	66	50	67
236	418	178	42.5	103	73	96	79	46	125
237	418	258	62.9	133	119	113	137	96	143
238	418	128	31.5	69	56	64	61	53	68
239	418	139	33.4	100	80	99	81	53	96
240	418	264	63.8	139	115	134	115	99	145
241	418	129	30.9	70	52	57	66	50	67
242	418	178	42.5	103	73	96	79	46	125
243	418	258	62.9	133	119	113	137	96	143
244	418	128	31.5	69	56	64	61	53	68
245	418	139	33.4	100	80	99	81	53	96
246	418	264	63.8	139	115	134	115	99	145
247	418	129	30.9	70	52	57	66	50	67
248	418	178	42.5	103	73	96	79	46	125
249	418	258	62.9	133	119	113	137	96	143
250	418	128	31.5	69	56	64	61	53	68
251	418	139	33.4	100	80	99	81	53	96
252	418	264	63.8	139	115	134	115	99	145
253	418	129	30.9	70	52	57	66	50	67
254	418	178	42.5	103	73	96	79	46	125
255	418	258	62.9	133	119	113	137	96	143
256	418	128	31.5	69	56	64	61	53	68
257	418	139	33.4	100	80	99	81	53	96
258	418	264	63.8	139	115	134	115	99	145
259	418	129	30.9	70	52	57	66	50	67
260	418	178	42.5	103	73	96	79	46	125
261	418	258	62.9	133	119	113	137	96	143
262	418	128	31.5	69	56	64	61	53	68
263	418	139	33.4	100	80	99	81	53	96
264	418	264	63.8	139	115	134	115	99	145
265	418	129	30.9	70	52	57	66	50	67
266	418	178	42.5	103	73	96	79	46	125
267	418	258	62.9	133	119	113	137	96	143
268	418	128	31.5	69	56	64	61	53	68
269	418	139	33.4	100	80	99	81	53	96
270	418	264	63.8	139	115	134	115	99	145

PRESIDENTIAL PRIMARY ELECTION, JUNE 2, 1992

16

* * STATE PROPOSITIONS - NO. 152 TO 154

PROPOSITION	REGISTRATION		BALLOTS CAST		TURNOUT		FACILITATION		PROP 154		
	YES	NO	YES	NO	YES	NO	YES	NO	YES	NO	
3615	63	44	23	33	36	8	89	125	64	75	133
6117	66	64	25	54	38	3	109	136	107	88	151
6119	47	78	21	13	44	8	80	127	80	48	156
221	46	00	21	16	47	0	91	178	73	62	138
6227	36	33	15	8	41	7	65	148	56	55	136
705	68	66	28	66	41	7	132	149	124	66	177
7711	37	70	29	94	45	5	110	123	103	82	193
800	55	50	30	50	45	7	137	123	113	66	144
8001	70	77	30	09	43	0	137	137	118	55	182
8005	60	00	30	08	46	7	65	157	126	66	196
8007	70	77	10	77	50	0	95	161	95	46	170
8008	51	16	21	14	34	9	113	110	103	66	117
8009	66	59	22	30	41	2	114	135	103	90	139
8010	60	00	25	2	35	2	137	91	118	51	155
8011	41	24	22	29	51	5	55	74	43	49	77
8012	41	26	13	78	38	2	157	107	140	61	203
8013	41	26	27	42	39	2	129	107	127	58	167
8014	61	18	23	44	37	7	115	112	111	54	162
8015	62	33	18	5	34	4	89	92	92	61	111
8016	53	33	16	7	43	5	93	68	90	42	119
8017	41	70	20	5	36	3	93	109	76	42	141
8018	41	74	16	4	42	3	97	67	82	55	114
8019	41	76	21	14	39	4	109	98	91	52	142
8020	41	88	22	11	36	7	127	81	103	69	128
8021	42	00	29	4	41	8	152	131	147	69	201
8022	42	01	20	4	37	8	104	97	89	72	125
8023	42	07	91	7	29	8	41	46	35	24	60
8024	43	00	19	4	49	6	74	116	79	55	131
8025	43	01	12	5	32	6	58	66	52	34	131
8026	43	03	16	2	35	0	79	82	71	46	108
8027	43	07	26	0	38	0	110	146	71	66	108
8028	43	11	24	6	39	3	110	129	115	75	173
8029	43	13	14	9	39	9	69	104	104	74	154
8030	43	70	23	7	45	0	99	130	64	42	98
8031	43	72	25	4	43	7	128	123	115	42	158
8032	43	76	27	6	42	1	121	127	133	66	162
8033	46	04	21	7	38	1	97	114	87	70	129
8034	46	06	35	9	51	6	182	166	158	192	219
8035	46	08	10	8	40	9	46	62	43	64	68
8036	46	10	24	0	47	4	125	109	109	23	149
8037	46	12	11	4	36	0	81	46	59	50	59
8038	46	14	15	0	35	0	69	69	76	72	97
8039	46	18	26	2	44	7	114	130	104	70	172
8040	46	18	20	9	47	7	93	93	102	49	143
8041	46	20	13	9	40	0	82	103	79	107	125
8042	46	22	28	9	45	3	177	105	161	55	192
8043	46	24	18	1	44	7	80	105	85	78	127
8044	46	26	17	8	42	2	94	79	85	48	127
8045	55	00	30	0	46	2	29	151	120	51	122
8046	64	0	30	0	6	9	8	131	157	33	123

PRESIDENTIAL PRIMARY ELECTION, JUNE 2, 1992

16

* * STATE PROPOSITIONS - NO. 152 TO 154

PROPOSITION NO.	REGISTRATION	BALLOTS CAST	TURNOUT	FACILITATION - BOND OFFICIALS		EDUCATION - BOND HIGHWAYS		PROFITABLE INVESTMENT	
				YES	NO	YES	NO	YES	NO
152	508	217	42	96	118	98	116	72	137
153	448	199	44	99	92	95	96	70	113
154	514	239	46	106	123	103	126	89	131
155	117	209	40	93	110	91	112	65	132
156	600	233	40	113	112	93	126	88	135
157	602	229	40	135	149	119	163	89	185
158	600	131	50	49	78	40	85	36	80
159	612	330	50	117	209	116	209	94	224
160	600	119	30	47	65	44	67	44	69
161	623	255	49	108	137	105	141	67	170
162	600	219	45	92	114	78	129	90	111
163	600	254	40	116	143	104	156	85	160
164	600	261	43	127	130	117	139	89	163
165	600	129	34	52	71	53	70	45	76
166	600	226	54	119	102	116	105	86	127
167	600	240	42	103	127	110	125	76	151
168	600	174	42	76	96	75	96	57	113
169	600	172	46	88	77	85	67	67	91
170	604	224	48	85	135	87	133	93	121
171	605	176	43	68	106	70	102	58	103
172	605	203	51	109	94	103	98	68	131
173	602	349	47	153	175	149	185	116	198
174	605	156	33	93	55	97	53	71	74
175	604	204	33	84	113	88	108	61	131
176	605	224	29	108	107	97	120	78	122
177	606	130	22	67	58	64	63	61	65
178	607	257	44	116	142	111	146	103	149
179	608	119	38	47	68	50	65	37	76
180	609	203	45	112	86	91	106	73	116
181	610	222	40	85	130	84	128	66	139
182	612	111	33	64	51	57	57	45	65
183	618	189	40	112	75	98	86	61	112
184	622	172	34	92	79	90	78	54	107
185	620	82	33	44	35	47	32	26	50
186	622	221	39	118	94	107	105	82	128
187	624	239	47	109	120	105	124	81	139
188	626	182	35	110	68	103	74	73	95
189	611	2	115	100	11	5	13	9	8
190	616	51	35	28	7	29	13	14	8
191	616	174	47	24	51	19	21	7	33
192	620	75	43	57	16	46	67	32	82
193	620	188	66	16	58	12	41	20	32
194	620	98	56	47	37	40	59	25	75
195	622	192	55	47	51	14	20	13	21
196	622	66	33	18	16	17	34	15	34
197	626	91	55	21	30	19	33	23	27
198	626	91	55	16	37	9	33	7	4
199	628	11	63	8	3	7	2	5	16
200	634	24	75	10	13	7	14	5	16
201	634	34	82	19	13	21	12	16	17

PRESIDENTIAL PRIMARY ELECTION, JUNE 2, 1992

16

* * STATE PROPOSITIONS - NO. 152 TO 154

	REGISTRATION	BALLOTS CAST	TURNOUT	FACILITATION - SOCIALIST		EDUCATION - BONDING		PROPOSITION 154 - PROSPECTIVE	
				YES	NO	YES	NO	YES	NO
63701-MB	3701	90	50	21	26	20	27	9	39
63707-MB	3707	71	42	18	23	17	24	11	28
64050-MB	4050	89	54	31	23	24	30	8	44
64072-MB	4072	246	125	60	60	56	63	40	73
64178-MB	4178	104	66	30	34	30	35	14	45
64186-MB	4186	161	104	62	42	55	46	26	69
64250-MB	4250	19	3						
64252-MB	4252	24	10						
64270-MB	4270	159	90	41	47	36	49	19	66
64292-MB	4292	15	9						
64309-MB	4309	159	97	43	45	42	45	35	53
64353-MB	4353	56	39	20	18	17	22	9	29
64354-MB	4354	94	53	22	29	22	29	14	32
64357-MB	4357	5	4						
64606-MB	4606	0	0	0	0	0	0	0	0
65550-MB	5550	0	0	0	0	0	0	0	0
65590-MB	5590	245	150	68	77	63	82	48	93
65851-MB	5851	275	171	74	91	74	90	58	97
65950-MB	5950	283	148	54	89	49	92	36	102
ABSENTEE TOTALS		101474	14023	5935	7588	5523	7911	4018	9057
GRAND TOTALS		101474	55127	25662	27707	23606	29545	16628	34924

PRESIDENTIAL PRIMARY ELECTION, JUNE 2, 1992

17 ***GRAND TOTALS

* * COUNTY MEASURES A AND B * *

	REGISTRATION	BALLOTS CAST	TURNOUT	PREPARED FOR C- O-ME AS SURE TE RA	SUPERVISORS YE S	SALARY CH AN GE N O	COUNTY AD VE IA SS OU RR YE -B	SPLIT CALIF. - I N T O Y E S	TWO OR M O R E S T A T E S N O
PLACER COUNTY	101474	55127	54.3	34568	16512		28598	23012	
4TH CONGRESSIONAL	101474	55127	54.3	34568	16512		28598	23012	
1ST SENATE	101474	55127	54.3	34568	16512		28598	23012	
4TH ASSEMBLY	101474	55127	54.3	34568	16512		28598	23012	
1ST SUPERVISORIAL 91	21959	11012	50.1	6847	3296		5355	4996	
2ND SUPERVISORIAL 91	19595	10157	51.8	6448	2989		5241	4131	
3RD SUPERVISORIAL 91	20240	11980	59.2	7530	3547		6063	5153	
4TH SUPERVISORIAL 91	20332	11013	54.2	7078	3171		5662	4674	
5TH SUPERVISORIAL 91	19348	10965	56.7	6665	3509		6277	4058	
AUBURN	6931	4127	59.5	2551	1258		2004	1860	
COLFAX	640	370	57.8	211	118		189	127	
LINCOLN	3376	1728	51.2	1022	555		772	716	
ROCKLIN	11166	5500	49.3	3562	1550		2788	2441	
ROSEVILLE	25542	12902	50.5	7998	3873		6211	5924	
LOOMIS	3283	1657	50.5	1073	479		924	650	
UNINCORPORATED AREA	50536	28843	57.1	18151	8679		15710	11294	

PRESIDENTIAL PRIMARY ELECTION, JUNE 2, 1992

17 ***ABSENTEE TOTALS

* * COUNTY MEASURES A AND B * *

	REGISTRATION	BALLOTS CAST	TURNOUT	PREVIOUS SUPERVISORS A PM ON PD OM SENT C O - M E C A H S A U R R E R A	SALARY CHANGE YES NO	COUNTY A D M I N I S T R A T I O N I N T O Y E S -B	TWO OR MORE STATES NO
PLACER COUNTY	101474	14023	13.8	9396	3663	6939	6163
4TH CONGRESSIONAL	101474	14023	13.8	9396	3663	6939	6163
1ST SENATE	101474	14023	13.8	9396	3663	6939	6163
4TH ASSEMBLY	101474	14023	13.8	9396	3663	6939	6163
1ST SUPERVISORIAL 91	21959	3112	14.2	2088	785	1420	1498
2ND SUPERVISORIAL 91	19595	2166	11.1	1509	527	1112	885
3RD SUPERVISORIAL 91	20240	3507	17.3	2270	958	1698	1583
4TH SUPERVISORIAL 91	20332	2623	12.9	1794	665	1279	1162
5TH SUPERVISORIAL 91	19348	2615	13.5	1735	728	1430	1035
AUBURN	6931	1195	17.2	775	315	567	547
COLFAX	640	70	10.9	37	23	25	35
LINCOLN	3376	316	9.4	212	84	131	133
ROCKLIN	11166	1333	11.9	932	322	677	580
ROSEVILLE	25542	3684	14.4	2467	937	1680	1770
LOOMIS	3283	328	10.0	218	95	179	131
UNINCORPORATED AREA	50536	7097	14.0	4755	1887	3680	2967

PRESIDENTIAL PRIMARY ELECTION, JUNE 2, 1992

17

* * COUNTY MEASURES A AND B * *

C O U N T Y	A D M I N I S T R A T I O N	R E G I S T R A T I O N	B A L L O T S C A S T	T U R N O U T	C O M M E C H S A U R R T E R A	S U P E R V I S O R S	A P M R E O N P D O M S E N T	S A L A R Y C H A N G E		S P L I T C A L I F . I N T O		T W O O R M O R E S T A T E S	
								Y E S	N O	Y E S	N O	Y E S	N O
11	00	584	237	40	153	153		76		107		123	
11	00	345	133	38	91	91		36		66		58	
11	03	691	277	40	171	171		90		144		118	
11	04	386	116	30	70	70		31		58		46	
11	05	675	200	22	110	110		66		87		96	
11	06	529	169	31	87	87		57		82		70	
11	07	225	222	42	128	128		74		105		103	
11	08	200	216	34	127	127		74		113		95	
11	10	472	171	36	94	94		67		78		83	
11	11	380	195	33	115	115		68		98		89	
11	12	413	143	34	89	89		49		75		63	
11	13	638	276	44	147	147		96		121		129	
11	14	554	196	33	126	126		59		92		96	
11	16	567	225	37	119	119		82		106		102	
11	17	615	231	34	117	117		82		91		116	
11	18	595	191	33	123	123		60		85		100	
11	19	463	118	22	72	72		36		57		52	
11	21	452	150	22	94	94		43		74		69	
11	23	739	244	33	149	149		72		109		115	
11	27	605	167	33	91	91		55		81		72	
11	29	511	172	33	101	101		49		76		80	
11	31	469	129	27	81	81		43		66		58	
11	33	669	167	25	103	103		54		30		81	
11	35	602	220	26	126	126		76		119		90	
11	37	646	304	47	149	149		90		159		130	
11	38	431	131	30	109	109		37		73		51	
11	39	407	190	46	109	109		68		93		87	
11	40	796	209	26	126	126		57		99		93	
11	41	491	136	22	88	88		42		73		57	
11	43	424	154	36	103	103		65		73		73	
11	45	471	160	44	109	109		62		81		70	
11	47	640	200	33	131	131		55		106		83	
11	49	591	197	33	130	130		47		105		79	
11	70	344	148	43	89	89		50		67		68	
11	81	637	264	41	166	166		80		155		102	
11	83	618	286	46	185	185		78		147		127	
11	85	416	184	44	122	122		53		86		91	
11	87	578	226	39	138	138		69		135		76	
16	03	752	322	42	215	215		90		186		125	
16	05	301	120	22	61	61		44		64		47	
20	00	606	253	43	152	152		85		116		113	
20	03	449	189	42	108	108		64		84		80	
20	05	645	250	38	137	137		91		108		108	
20	07	446	168	37	104	104		38		71		72	
20	09	692	308	44	186	186		104		141		125	
20	11	463	191	41	102	102		71		98		68	
20	71	478	222	46	142	142		65		104		93	
20	73	503	208	41	129	129		68		118		70	
20	75	551	97	38	67	67		25		51		34	
22	01	312	196	38	113	113		67		99		91	

PRESIDENTIAL PRIMARY ELECTION, JUNE 2, 1992

17

* * COUNTY MEASURES A AND B * *

	REGISTRATION	BALLOTS CAST	TURNOUT	PROPOSED COMMERCE ARRA	SUPERVISORS YEARS	SALARY CHANGE NO	COUNTY ADVISORY COMMISSION YEARS	SPLIT CALIF. INTO TWO OR MORE STATES NO
22003	700	2556			165	69	119	123
22007	260	3799			226	132	202	165
22009	741	2888			188	87	153	153
22011	468	1500			103	47	78	75
22013	620	2439			166	60	115	118
22017	690	2322			153	61	119	106
22019	757	3000			195	87	148	142
22021	795	3233			204	88	167	139
22023	466	1688			103	47	94	62
22025	446	1444			91	41	76	60
22029	563	1977			105	67	81	94
22031	805	2855			183	84	160	115
22033	436	1377			79	47	75	58
22035	544	1599			92	56	78	69
22041	236	800			51	22	46	29
22601	641	2888			163	102	178	78
22603	410	1899			126	55	103	73
22701	538	2511			161	70	129	81
22705	659	2988			181	99	146	116
22801	405	1911			115	61	121	60
22803	627	2799			180	77	163	102
22807	504	2333			134	81	129	89
22900	432	1600			102	47	86	64
22903	391	1911			111	67	127	51
33400	516	2227			129	78	111	102
33401	582	2112			141	61	100	107
33402	724	3099			191	96	141	152
33403	587	1955			114	49	93	84
33405	497	2224			140	66	115	99
33406	647	2733			169	87	133	122
33407	339	1777			104	67	133	75
33408	542	2588			159	91	132	119
33410	406	1288			81	41	67	52
33412	432	1899			107	64	93	55
33414	592	2644			144	105	121	117
33416	368	1299			80	36	69	51
33418	667	3222			199	98	158	145
33470	452	1988			116	66	122	66
33471	609	2255			157	81	136	102
33472	489	2033			117	65	99	90
33600	413	1988			125	52	101	77
33601	478	1722			105	52	95	67
33602	449	2099			149	51	117	77
33603	487	1477			86	45	61	73
33604	658	2288			146	74	117	103
33605	531	2455			154	74	136	93
33607	448	1822			123	48	95	77
33609	418	2088			134	65	92	109
33611	410	1588			104	45	92	58
33613	629	170			104	54	88	72

PRESIDENTIAL PRIMARY ELECTION, JUNE 2, 1992

* * COUNTY MEASURES A AND B * *

REGISTRATION	BALLOTS CAST	TURNOUT	SUPERVISORS APPROPRIATE COMMISSIONERS YEARS	SALARY CHANGE		SPLIT CALIF. INTO COUNTY ADMINISTRATIVE YEARS		TWO OR MORE STATES	
				NO	YES	NO	YES	NO	YES
3615-CP	634	233	131	71	108	108	102		
3617-CP	664	254	189	51	135	135	101		
3619-CP	478	213	125	77	102	102	101		
3621-CP	460	216	135	64	127	127	79		
3622-CP	627	158	117	27	62	62	81		
3627-CP	663	182	182	85	163	163	113		
3705-CP	370	294	195	80	179	179	103		
3709-CP	614	250	164	63	150	150	85		
3711-CP	550	309	176	63	152	152	138		
3800-CP	607	308	192	96	168	168	122		
3801-CP	214	107	67	34	70	70	27		
3805-CP	390	214	110	77	96	96	95		
3900-CP	659	230	134	76	117	117	101		
4118-CP	659	252	167	72	137	137	109		
4122-CP	615	229	131	51	112	112	105		
4124-CP	600	137	75	41	51	51	68		
4126-CP	721	278	163	99	130	130	135		
4128-CP	666	242	145	77	126	126	106		
4130-CP	666	234	127	85	110	110	108		
4132-CP	666	185	112	66	88	88	88		
4134-CP	666	167	113	40	75	75	85		
4136-CP	666	205	142	50	103	103	87		
4170-CP	666	164	98	57	71	71	87		
4174-CP	666	214	144	52	119	119	77		
4176-CP	666	111	142	58	109	109	88		
4188-CP	666	294	200	79	153	153	131		
4200-CP	666	204	126	64	101	101	92		
4201-CP	666	91	59	25	46	46	37		
4207-CP	666	194	122	25	96	96	84		
4300-CP	666	125	82	34	67	67	57		
4301-CP	666	162	97	34	101	101	52		
4303-CP	666	260	171	73	142	142	110		
4307-CP	666	246	159	72	141	141	97		
4311-CP	666	149	101	40	85	85	55		
4313-CP	666	237	153	64	133	133	86		
4370-CP	666	234	172	73	144	144	99		
4372-CP	666	276	172	98	151	151	107		
4376-CP	666	217	125	73	100	100	98		
4604-CP	666	359	231	73	193	193	146		
4606-CP	666	106	78	22	68	68	31		
4608-CP	666	240	145	70	126	126	93		
4610-CP	666	114	72	33	45	45	62		
4612-CP	666	150	91	51	77	77	62		
4614-CP	666	262	163	86	128	128	111		
4616-CP	666	209	133	66	134	134	67		
4618-CP	666	189	126	49	106	106	62		
4620-CP	666	269	169	97	144	144	122		
4622-CP	666	181	119	55	90	90	83		
4624-CP	666	178	106	60	92	92	73		
4626-CP	666	300	174	95	164	164	92		

PRESIDENTIAL PRIMARY ELECTION, JUNE 2, 1992

17

* * COUNTY MEASURES A AND B * *

REGISTRATION	BALLOTS CAST	TURNOUT	SUPERVISORS		SPLIT COUNTY ADMINISTRATION	TWO OR MORE STATES	
			APPROPRIATE	YES		NO	YES
5570	217	42.7	150	56	140	67	
5571	199	44.4	127	56	103	87	
5572	239	46.5	151	63	147	78	
5573	209	40.4	118	76	128	68	
5600	233	38.3	125	82	135	83	
5601	290	45.9	184	81	154	123	
5602	131	40.4	72	47	78	41	
5603	330	50.4	210	102	193	117	
5604	119	36.0	78	36	69	45	
5605	255	49.0	159	78	144	99	
5606	219	45.4	121	72	135	64	
5607	264	40.7	144	99	173	73	
5608	261	43.8	158	90	161	90	
5609	129	34.4	72	49	73	48	
5610	226	54.9	130	81	138	80	
5611	240	42.8	145	77	123	103	
5612	174	42.3	101	65	110	59	
5613	172	46.6	97	60	100	65	
5614	224	48.6	148	64	139	76	
5615	176	43.8	96	66	107	61	
5616	203	51.3	120	75	110	87	
5617	344	47.3	206	109	201	121	
5618	156	34.5	81	58	80	63	
5619	204	33.7	116	71	102	88	
5620	224	42.7	147	59	134	75	
5621	130	29.5	82	45	73	52	
5622	267	46.9	173	79	150	104	
5623	119	38.4	69	43	77	37	
5624	203	45.3	125	64	123	70	
5625	222	40.6	108	94	115	91	
5626	116	33.9	61	48	63	49	
5627	189	40.0	99	70	93	84	
5628	172	34.7	84	71	92	70	
5629	82	36.6	40	31	44	35	
5630	221	39.7	115	91	121	85	
5631	233	47.0	138	82	128	92	
5632	182	35.0	92	73	100	72	
6115	115	100.0					
6116	51	35.3	11	7	12	6	
6117	174	47.1	58	20	49	29	
6118	75	57.3	21	18	23	17	
6119	183	62.8	82	33	61	44	
6120	98	56.1	40	13	29	24	
6121	192	52.6	70	23	44	56	
6122	66	53.0	26	7	18	15	
6123	91	59.3	30	20	28	22	
6124	92	63.0	41	14	38	17	
6125	14	78.6					
6126	32	75.0	18	4	9	13	
6127	34	41.5	22	12	19	14	

PRESIDENTIAL PRIMARY ELECTION, JUNE 2, 1992

17

* * COUNTY MEASURES A AND B * *

		REGISTRATION	BALLOTS CAST	TURNOUT	APPROPRIATE	SUPERVISORS	SALARY - CHANGE	COUNTY ADMEASURES	SPLIT CALIF. INTO	TWO OR MORE STATES
					YES	NO	YES	YES	YES	NO
63701-MB	3701	90	50	55.6	30	17		34		14
63707-MB	3707	71	42	59.2	29	11		12		18
64050-MB	4050	89	54	60.7	39	13		28		26
64072-MB	4072	246	125	50.8	77	35		58		59
64178-MB	4178	104	66	63.5	40	16		35		27
64186-MB	4186	161	104	64.6	63	31		63		38
64250-MB	4250	19	3	15.8						
64252-MB	4252	24	10	41.7	6	1		5		6
64270-MB	4270	159	90	56.6	69	17		54		29
64292-MB	4292	15	9	60.0	7	0		7		0
64309-MB	4309	159	97	61.0	64	20		58		30
64353-MB	4353	56	39	69.6	23	14		21		17
64354-MB	4354	94	53	56.4	35	10		32		15
64357-MB	4357	5	4	80.0						
64606-MB	4606	0	0	0.0	0	0		0		0
65550-MB	5550	0	0	0.0	0	0		0		0
65590-MB	5590	245	150	61.2	98	47		97		49
65851-MB	5851	275	171	62.2	113	39		116		43
65950-MB	5950	283	148	52.3	98	37		103		35
ABSENTEE TOTALS		101474	14023	13.8	9396	3663		6939		6163
GRAND TOTALS		101474	55127	54.3	34568	16512		28598		23012

PRESIDENTIAL PRIMARY ELECTION, JUNE 2, 1992

18 ***GRAND TOTALS

* * WESTERN PLACER U.S.D. - MEASURE C * *

	REGISTRATION	BALLOTS CAST	TURNOUT	WESTERN PLACER U.S.D. ISSUE YEARS	BONDS NO
PLACER COUNTY	7115	3818	53.7	2285	1414
4TH CONGRESSIONAL	7115	3818	53.7	2285	1414
1ST SENATE	7115	3818	53.7	2285	1414
4TH ASSEMBLY	7115	3818	53.7	2285	1414
2ND SUPERVISORIAL 91	7044	3776	53.6	2268	1389
3RD SUPERVISORIAL 91	71	42	59.2	17	25
LINCOLN	3376	1728	51.2	1174	495
UNINCORPORATED AREA	3739	2090	55.9	1111	919

PRESIDENTIAL PRIMARY ELECTION, JUNE 2, 1992

18 ***ABSENTEE TOTALS

* * WESTERN PLACER U.S.D. - MEASURE C * *

	REGISTRATION	BALLOTS CAST	TURNOUT	WESTERN PLACER U.S.D. ISSUE YEARS	BONDS NO
PLACER COUNTY	7115	696	9.8	374	297
4TH CONGRESSIONAL	7115	696	9.8	374	297
1ST SENATE	7115	696	9.8	374	297
4TH ASSEMBLY	7115	696	9.8	374	297
2ND SUPERVISORIAL 91	7044	696	9.9	374	297
3RD SUPERVISORIAL 91	71	0	0.0	0	0
LINCOLN	3376	316	9.4	173	135
UNINCORPORATED AREA	3739	380	10.2	201	162

PRESIDENTIAL PRIMARY ELECTION, JUNE 2, 1992

18

* * WESTERN PLACER U.S.D. - MEASURE C * *

	REGISTRATION	BALLOTS CAST	TURNOUT	WESTERN PLACER U.S.D. DC	ISSUE YE S	BONDS NO
2001-CP	2001	606	263	43.4	175	80
2003-CP	2003	449	189	42.1	143	39
2005-CP	2005	645	250	38.8	165	75
2007-CP	2007	448	168	37.7	118	37
2009-CP	2009	692	308	44.5	225	76
2011-CP	2011	465	191	41.3	143	42
2071-CP	2071	473	222	46.4	124	94
2073-CP	2073	503	208	41.4	130	76
2075-CP	2075	251	97	38.6	53	42
2601-CP	2601	641	235	44.5	136	137
2603-CP	2603	410	139	46.1	95	91
2701-CP	2701	538	251	46.7	130	112
2705-CP	2705	659	298	45.2	160	129
62051-MB	2051	75	43	57.3	32	11
62091-MB	2091	188	118	62.8	65	51
63707-MB	3707	71	42	59.2	17	25
ABSENTEE TOTALS	7115	696	9.8	374	297	
GRAND TOTALS	7115	3818	53.7	2285	1414	

PRESIDENTIAL PRIMARY ELECTION, JUNE 2, 1992

19 ***GRAND TOTALS

* * SO. PLACER FIRE DISTRICT - MEASURE D * *

	REGISTRATION	BALLOTS CAST	TURNOUT	SO. PLACER FIRE DISTRICT EXCEEDED APPROPRIATE LIMITATION	YES NO
PLACER COUNTY	10121	5707	56.4	3566	1707
4TH CONGRESSIONAL	10121	5707	56.4	3566	1707
1ST SENATE	10121	5707	56.4	3566	1707
4TH ASSEMBLY	10121	5707	56.4	3566	1707
1ST SUPERVISORIAL 91	344	183	53.2	102	71
3RD SUPERVISORIAL 91	927	520	56.1	326	152
4TH SUPERVISORIAL 91	8850	5004	56.5	3138	1484
LOOMIS	94	53	56.4	32	12
UNINCORPORATED AREA	10027	5654	56.4	3534	1695

PRESIDENTIAL PRIMARY ELECTION, JUNE 2, 1992

19 ***ABSENTEE TOTALS

** SO. PLACER FIRE DISTRICT - MEASURE D **

	REGISTRATION	BALLOTS CAST	TURNOUT	SO. PLACER FIRE DISTRICT EXCEEDED APPROP. M DEASSURE YES	LIMITATION NO
PLACER COUNTY	10121	1336	13.2	771	463
4TH CONGRESSIONAL	10121	1336	13.2	771	463
1ST SENATE	10121	1336	13.2	771	463
4TH ASSEMBLY	10121	1336	13.2	771	463
1ST SUPERVISORIAL 91	344	35	10.2	18	15
3RD SUPERVISORIAL 91	927	135	14.6	84	39
4TH SUPERVISORIAL 91	8850	1166	13.2	669	409
LOOMIS	94	0	0.0	0	0
UNINCORPORATED AREA	10027	1336	13.3	771	463

PRESIDENTIAL PRIMARY ELECTION, JUNE 2, 1992

19.

* * SO. PLACER FIRE DISTRICT - MEASURE D * *

		REGISTRATION	BALLOTS CAST	TURNOUT	SO. PLACER FIRE DISTRICT EXCEEDED APPROP. LIMITATION	YES	NO
1170-CP	1170	344	148	43.0	84	56	
3500-CP	3600	137	55	40.1	28	18	
3602-CP	3602	449	209	46.5	142	52	
3604-CP	3604	341	121	35.5	72	43	
4170-CP	4170	563	205	36.4	124	65	
4174-CP	4174	388	164	42.3	108	48	
4176-CP	4176	543	214	39.4	140	57	
4188-CP	4188	575	211	36.7	150	51	
4376-CP	4376	656	276	42.1	195	63	
4604-CP	4504	354	141	39.8	94	35	
4606-CP	4606	696	359	51.6	233	100	
4608-CP	4608	264	108	40.9	65	36	
4610-CP	4610	506	240	47.4	152	62	
4612-CP	4612	309	114	36.9	70	37	
4614-CP	4614	428	150	35.0	106	35	
4616-CP	4616	596	262	44.0	153	84	
4618-CP	4618	438	209	47.7	130	69	
4620-CP	4620	464	189	40.7	127	53	
4622-CP	4622	638	289	45.3	189	71	
4624-CP	4624	405	191	44.7	116	57	
4626-CP	4626	422	178	42.2	118	47	
64072-MB	4072	246	125	50.8	66	44	
64178-MB	4178	104	66	63.5	39	16	
64186-MB	4186	161	104	64.6	62	33	
64354-MB	4354	94	53	56.4	32	12	
ABSENTEE TOTALS		10121	1336	13.2	771	463	
GRAND TOTALS		10121	5707	56.4	3566	1707	

PRESIDENTIAL PRIMARY ELECTION, JUNE 2, 1992

20 ***GRAND TOTALS

* * CITY OF COLFAX - MEASURES E, F AND G * *

	REGISTRATION	BALLOTS CAST	TURNOUT	ALLOW SMOKING IN RESTAURANTS		DESIGNATED AREAS		PROHIBIT SMOKING IN RESTAURANTS	
				ADVISORY OF MCEALS FURX-E	YES	NO	ADVISORY OF MCEALS FURX-F	YES	NO
PLACER COUNTY	640	370	57.8	98	186	180	131	121	179
4TH CONGRESSIONAL	640	370	57.8	98	186	180	131	121	179
1ST SENATE	640	370	57.8	98	186	180	131	121	179
4TH ASSEMBLY	640	370	57.8	98	186	180	131	121	179
5TH SUPERVISORIAL 91	640	370	57.8	98	186	180	131	121	179
COLFAX	640	370	57.8	98	186	180	131	121	179

PRESIDENTIAL PRIMARY ELECTION, JUNE 2, 1992

20 ***ABSENTEE TOTALS

* * CITY OF COLFAX - MEASURES E, F AND G * *

	REGISTRATION	BALLOTS CAST	TURNOUT	ALLOW SMOKING ADVISORY OF MEALS -E		IN RESTAURANTS		SMOKING IN ADVISORY OF MEALS -F		DESIGNATED AREAS		PROHIBIT SMOKING ADVISORY OF MEALS -G		IN RESTAURANTS	
				YES	NO	YES	NO	YES	NO	YES	NO	YES	NO		
PLACER COUNTY	640	70	10.9	19	33	29	23	23	33	23	33	23	33	23	33
4TH CONGRESSIONAL	640	70	10.9	19	33	29	23	23	33	23	33	23	33	23	33
1ST SENATE	640	70	10.9	19	33	29	23	23	33	23	33	23	33	23	33
4TH ASSEMBLY	640	70	10.9	19	33	29	23	23	33	23	33	23	33	23	33
5TH SUPERVISORIAL 91	640	70	10.9	19	33	29	23	23	33	23	33	23	33	23	33
COLFAX	640	70	10.9	19	33	29	23	23	33	23	33	23	33	23	33

PRESIDENTIAL PRIMARY ELECTION, JUNE 2, 1992

20

* * CITY OF COLFAX - MEASURES E, F AND G * *

	REGISTRATION	BALLOTS CAST	TURNOUT	ALLOW SMOKING ADVISORY OF CEAS FUR X-E	IN RESTAURANTS N O	SMOKING IN ADVISORY OF CEAS FUR X-F	DESIGNATED AREAS N O	PROHIBIT SMOKING ADVISORY OF CEAS FUR X-G	IN RESTAURANTS N O
5500-CP 5500	640	300	46.9	79	153	151	108	98	146
6555D-MB 5550	0	0	0.0	0	0	0	0	0	0
ABSENTEE TOTALS	640	70	10.9	19	33	29	23	23	33
GRAND TOTALS	640	370	57.8	98	186	180	131	121	179

RESULT OF THE WRITE-IN VOTES CAST

(NOTE: This is a Tabulation of Write-in Votes Only and Not a Complete Result of Votes Cast in this Precinct)

Precinct _____

Name of Office and Candidate	VOTES RECEIVED	Name of Office and Candidate	VOTES RECEIVED	Name of Office and Candidate	VOTES RECEIVED
PRES.-REP.-ANGUS WEDONALD	1				
DELS.-REP.-WILTON SOUTHERLAND	1				
PRES.-REP.-PAUL CONLEY	1				
PRES.-REP.-KIP LEE	1				
PRES. AIP BARBARA SCOTT	4				
DELS.-REP.- " "	2				
ST. SEN. DIST 1-DEB-NENT BRITH	1				

17014. The precinct board shall sign and post conspicuously on the outside of the polling place a copy of the result of the votes cast. The copy shall remain posted for at least 48 hours after the official time fixed for the closing of the polls.

17024. The precinct board shall immediately transmit, unsealed, to the clerk a statement showing the result of the write-in votes cast at the polling place. It shall be open to public inspection.

29650. Every person is guilty of a misdemeanor who, in a statewide, special, or local election; does any one of the following:

- (a) Removes or defaces any posted copy of the results of votes cast within the period of 48 hours from the official time fixed for the closing of the polls; or
- (b) Delays delivery of or changes the copy of the result of votes cast which is to be delivered to the city

ATTEST:

..... Inspector

..... Judge

..... Clerk

..... Clerk