

INDEX  
DIRECT PRIMARY ELECTION

JUNE 5, 1990

---

DEMOCRATIC STATE OFFICES	PAGES
GOVERNOR.....	1-7
LT. GOVERNOR.....	1-7
SECRETARY OF STATE.....	8-14
CONTROLLER.....	8-14
TREASURER.....	8-14
ATTORNEY GENERAL.....	8-14
INSURANCE COMMISSIONER.....	15-21
BOARD OF EQUALIZATION, 1st DISTRICT.....	15-21
U.S. REP. 14th DISTRICT.....	15-21
ASSEMBLY, 5th DISTRICT.....	22-26
ASSEMBLY, 7th DISTRICT.....	27-30
REPUBLICAN STATE OFFICES	
GOVERNOR.....	31-37
LT. GOVERNOR.....	31-37
SECRETARY OF STATE.....	31-37
CONTROLLER.....	31-37
TREASURER.....	38-44
ATTORNEY GENERAL.....	38-44
INSURANCE COMMISSIONER.....	38-44
BOARD OF EQUALIZATION, 1st DISTRICT.....	45-51
U.S. REP. 14th DISTRICT.....	45-51
ASSEMBLY, 5th DISTRICT.....	52-56
ASSEMBLY, 7th DISTRICT.....	57-60
AMERICAN-INDEPENDENT STATE OFFICES	
GOVERNOR.....	61-67
LT. GOVERNOR.....	61-67
SECRETARY OF STATE.....	61-67
CONTROLLER.....	61-67
TREASURER.....	68-74
ATTORNEY GENERAL.....	68-74
INSURANCE COMMISSIONER.....	68-74
BOARD OF EQUALIZATION, 1st DISTRICT.....	68-74
U.S. REP. 14th DISTRICT.....	68-74
ASSEMBLY, 5th DISTRICT.....	75-79
ASSEMBLY, 7th DISTRICT.....	80-83
PEACE AND FREEDOM STATE OFFICES	
GOVERNOR.....	84-90
LT. GOVERNOR.....	84-90
SECRETARY OF STATE.....	84-90
CONTROLLER.....	91-97
TREASURER.....	91-97
ATTORNEY GENERAL.....	91-97
INSURANCE COMMISSIONER.....	98-104
BOARD OF EQUALIZATION, 1st DISTRICT.....	98-104
U.S. REP. 14th DISTRICT.....	98-104
ASSEMBLY, 5th DISTRICT.....	105-109
ASSEMBLY, 7th DISTRICT.....	110-113

LIBERTARIAN STATE OFFICES

PAGES

GOVERNOR.....114-120  
 LT. GOVERNOR.....114-120  
 SECRETARY OF STATE.....114-120  
 CONTROLLER.....114-120  
 TREASURER.....114-120  
 ATTORNEY GENERAL.....121-127  
 INSURANCE COMMISSIONER.....121-127  
 BOARD OF EQUALIZATION, 1st DISTRICT.....121-127  
 U.S. REP. 14th DISTRICT.....121-127  
 ASSEMBLY, 5th DISTRICT.....128-132  
 ASSEMBLY, 7th DISTRICT.....133-136

CENTRAL COMMITTEES

DEMOCRATIC, 4th DISTRICT.....137-138  
 REPUBLICAN, 2nd DISTRICT.....139-139  
 PEACE AND FREEDOM.....140-146  
 LIBERTARIAN.....140-146

NONPARTISAN SCHOOLS & COUNTY OFFICES

TAHOE JUSTICE COURT CONSTABLE.....147-147  
 STATE SUP. PUBLIC INSTRUCTION.....148-154  
 COUNTY SUP. OF SCHOOLS.....148-154  
 ASSESSOR.....148-154  
 AUDITOR CONTROLLER.....155-161  
 COUNTY CLERK-RECPRDER.....155-161  
 DISTRICT ATTORNEY.....155-161  
 SHERIFF-CORONER.....155-161  
 TREASURER-TAX COLLECTOR.....155-161  
 SUPERVISOR, 1st DISTRICT.....162-163  
 SUPERVISOR, 2nd DISTRICT.....164-164

STATE PROPOSITIONS

107 - HOMELESS BOND ACT.....165-171  
 108 - RAIL/CLEAN/AIR BOND.....165-171  
 109 - REVIEW OF LEGISLATION.....165-171  
 110 - PROP. TAX EXEMPT FOR DISABLED PERSONS.....172-178  
 111 - TRAFFIC RELIEF/SPENDING LIMIT.....172-178  
 112 - STATE OFFICIALS ETHICS.....172-178  
 113 - CHIROPRACTIC PRACTICE.....179-185  
 114 - MURDER OF PEACE OFFICERS/PENALTIES.....179-185  
 115 - CRIMINAL LAW CONSTITUTIONAL AMEND.....179-185  
 116 - RAIL TRANS BOND ACT.....186-192  
 117 - WILDLIFE PROTECTION.....186-192  
 118 - REAPPORTIONALMENT ETHICS.....186-192  
 119 - REAPPORTIONMENT BY COMMISSION.....193-199  
 120 - NEW PRISON CONST. BOND ACT.....193-199  
 121 - HIGHER EDUCATION FACILITIES BOND ACT.....193-199  
 122 - EARTHQUAKE SAFETY & PUB. BUILD. REHAB.....200-206  
 123 - 1990 SCHOOL FACILITIES BOND ACT.....200-206

COUNTY SPECIAL DISTRICTS & DISTRICT MEASURERS	PAGES
SOUTH PLACER FIRE DISTRICT DIRECTORS.....	207
DRY CREEK FIRE DISTRICT MEASURE "A".....	208
SQUAW VALLEY WATER DISTRICT MEASURES "B" & "C".....	209

DIRECT PRIMARY ELECTION PLACER COUNTY, CA, JUNE 5, 1990

01 \*\*\*ABSENTEE-TOTALS

\*\*\*DEMOCRATIC OFFICES\*\*

	REGISTRATION	BALLOTS CAST	TURNOUT	GOVERNOR - DEM MARK CALNEY	FRANK WONG	JOHN ABBOTT	EILEEN ANDERSON	CHARLES PINEDA - JR	FRANKLIN GERATY	FRANK THOMAS	LYDON BYRNE	DIANNE FEINSTEIN	CHARLES MAHON - III	JOHN VAN DE KAMP	LT GOVERNOR - DEM LEO MC CARTHY
PLACER COUNTY	40587	3837	9.5	10	28	15	26	40	23	70	20	2082	36	1289	3157
14TH CONGRESSIONAL	40587	3837	9.5	10	28	15	26	40	23	70	20	2082	36	1289	3157
1ST SENATE	40587	3837	9.5	10	28	15	26	40	23	70	20	2082	36	1289	3157
5TH ASSEMBLY	26530	2657	10.0	9	15	11	14	26	14	40	14	1427	24	928	2192
7TH ASSEMBLY	14057	1180	8.4	1	13	4	12	14	9	30	6	655	12	361	965
1ST SUPERVISORIAL	11416	1144	10.0	5	6	4	8	9	4	13	6	601	15	418	946
2ND SUPERVISORIAL	6968	605	8.7	3	5	1	1	9	5	18	5	317	4	199	508
3RD SUPERVISORIAL	8529	988	11.6	2	5	3	8	7	6	12	3	562	7	316	791
4TH SUPERVISORIAL	7661	628	8.2	0	7	4	2	8	5	16	3	339	8	213	535
5TH SUPERVISORIAL	6013	472	7.8	0	5	3	7	7	3	11	3	263	2	143	377
AUBURN	2725	363	13.3	1	2	2	4	2	3	3	1	203	2	120	283
COLFAX	303	18	5.9	0	0	0	0	1	0	2	0	7	0	6	14
LINCOLN	1567	113	7.2	0	1	1	0	5	0	6	1	59	1	35	102
ROCKLIN	3599	312	8.7	1	3	1	0	3	2	6	1	165	2	107	264
ROSEVILLE	10450	1082	10.4	3	6	4	8	6	4	11	6	572	14	396	902
LOOMIS	1485	100	6.7	0	4	0	1	1	1	2	0	48	4	35	90
UNINCORPORATED AREA	20458	1849	9.0	5	12	7	13	22	13	40	11	1028	13	590	1502

DIRECT PRIMARY ELECTION PLACER COUNTY, CA, JUNE 5, 1990

01 \*\*\*GRAND TOTALS

\*\* DEMOCRATIC OFFICES \*\*

	REGISTRATION	BALLOTS CAST	TURNOUT	GOVERNOR - DEEM MARK CALNEY	FRANK WONG	JOHN ABBOTT	EILEEN ANDERSON	CHARLES PINEDA - JR	FRANKLIN GERATY	FRANK THOMAS	LYDON BYRNE	DIANNE FEINSTEIN	CHARLES MAHON - III	JOHN VAN DE KAMP	LT GOVERNOR - DEEM LEO MC CARTHY
PLACER COUNTY	40587	20767	51.2	60	187	190	158	177	215	385	99	11209	159	6940	16748
14TH CONGRESSIONAL	40587	20767	51.2	60	187	190	158	177	215	385	99	11209	159	6940	16748
1ST SENATE	40587	20767	51.2	60	187	190	158	177	215	385	99	11209	159	6940	16748
5TH ASSEMBLY	26530	13557	51.1	46	119	100	86	109	140	211	56	7255	112	4681	11005
7TH ASSEMBLY	14057	7210	51.3	14	68	90	72	68	75	174	43	3954	47	2259	5743
1ST SUPERVISORIAL	11416	5621	49.2	19	51	43	32	46	60	73	26	2975	53	1965	4570
2ND SUPERVISORIAL	6968	3726	53.5	23	37	29	32	45	49	92	14	1954	35	1243	3011
3RD SUPERVISORIAL	8529	4633	55.0	9	34	43	40	29	36	71	26	2592	26	1545	3746
4TH SUPERVISORIAL	7661	3727	48.6	6	34	34	20	32	41	81	19	1998	32	1269	3043
5TH SUPERVISORIAL	6013	3005	50.0	3	31	41	34	25	29	68	14	1690	13	918	2378
AUBURN	2725	1581	58.0	5	9	13	15	7	8	10	4	893	9	545	1259
COLFAX	303	165	54.5	0	1	1	0	1	1	6	1	91	1	52	131
LINCOLN	1567	764	48.8	7	14	10	6	18	16	26	3	356	5	252	636
ROCKLIN	3609	1761	48.8	7	9	8	6	15	15	22	4	966	12	615	1468
ROSEVILLE	10450	5136	49.1	16	50	39	29	38	58	60	26	2724	50	1796	4191
LOOMIS	1485	711	47.9	0	13	9	6	6	6	21	3	372	9	235	589
UNINCORPORATED AREA	20448	10649	52.1	25	91	110	96	92	111	240	58	5807	73	3445	8474



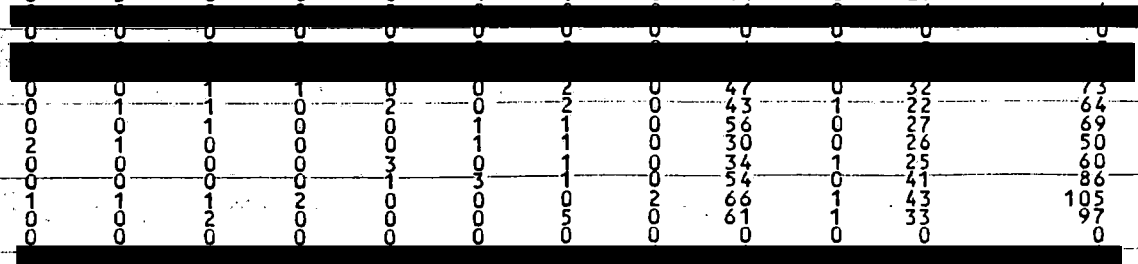


DIRECT PRIMARY ELECTION PLACER COUNTY, CA, JUNE 5, 1990

01

\*\*\* DEMOCRATIC OFFICES \*\*\*

	REGISTRATION	BALLOTS CAST	TURNOUT	GOVERNOR DEEDER	MARK CALNEY	FRANK WONG	JOHN ABBOTT	EMILY ANDERSON	CHARLES PINEDA JR	FRANKLIN GERATY	FRANK THOMAS	LYDON BYRNE	DIANNE FEINSTEIN	CHARLES MAHOMI	JOHN VAN DE KAMP	GOVERNOR DEEDER	LEO MCCARTHY
34114-C	261	138	52	0	0	2	4	1	0	1	1	0	66	1	58	11	11
41141-C	116	61	20	0	0	0	0	0	0	0	0	0	35	0	22	5	5
45511-C	0	0	0	0	0	0	0	0	0	0	0	0	0	0	0	0	0
45533-C	0	0	0	0	0	0	0	0	0	0	0	0	0	0	0	0	0
47700-C	237	103	43	0	0	3	1	2	0	0	0	0	5	0	22	8	8
47711-C	247	95	38	0	0	0	0	1	0	0	0	0	5	0	22	8	8
47722-C	236	108	45	0	0	0	0	2	0	0	0	0	6	0	22	8	8
66011-C	193	78	40	0	0	1	0	0	0	0	0	0	4	0	11	6	6
66033-C	233	92	34	0	0	0	0	0	0	0	0	0	7	0	11	6	6
66055-C	233	107	45	0	0	0	0	0	0	0	0	0	4	0	11	6	6
66077-C	171	84	49	0	0	1	0	0	0	0	0	0	4	0	11	6	6
66099-C	173	75	43	0	0	0	0	0	0	0	0	0	3	0	11	6	6
66111-C	172	85	49	0	0	0	0	0	0	0	0	0	0	0	11	6	6
66133-C	330	102	33	0	0	0	0	0	0	0	0	0	3	0	11	6	6
66155-C	153	58	37	0	0	0	0	0	0	0	0	0	3	0	11	6	6
66177-C	256	97	37	0	0	0	0	0	0	0	0	0	4	0	11	6	6
66199-C	263	131	49	0	0	0	0	0	0	0	0	0	8	0	11	6	6
66211-C	182	82	45	0	0	0	0	0	0	0	0	0	4	0	11	6	6
66233-C	222	77	34	0	0	0	0	0	0	0	0	0	4	0	11	6	6
66255-C	133	39	29	0	0	0	0	0	0	0	0	0	2	0	11	6	6
70111-C	246	127	51	0	0	0	0	0	0	0	0	0	5	0	11	6	6
70311-C	155	67	43	0	0	0	0	0	0	0	0	0	4	0	11	6	6
75111-M	48	43	68	0	0	0	0	0	0	0	0	0	1	0	11	6	6
80011-C	299	111	41	0	0	0	0	0	0	0	0	0	1	0	11	6	6
80022-C	363	167	46	0	0	3	0	1	0	0	0	0	8	0	11	6	6
80044-C	159	80	50	0	0	0	0	0	0	0	0	0	3	0	11	6	6
80055-C	188	95	50	0	0	0	0	0	0	0	0	0	4	0	11	6	6
90011-C	327	143	43	0	0	1	0	0	0	0	0	0	7	0	11	6	6
90033-C	200	88	40	0	0	0	0	0	0	0	0	0	4	0	11	6	6
90077-C	238	113	47	0	0	0	0	0	0	0	0	0	6	0	11	6	6
90099-C	163	77	47	0	0	0	0	0	0	0	0	0	4	0	11	6	6
41500-C	0	0	0	0	0	0	0	0	0	0	0	0	0	0	0	0	0
41700-C	255	97	38	0	0	0	0	0	0	0	0	0	4	0	11	6	6
41744-C	156	50	32	0	0	0	0	0	0	0	0	0	2	0	11	6	6
41777-M	245	87	35	0	0	0	0	0	0	0	0	0	4	0	11	6	6
41788-M	14	7	50	0	0	0	0	0	0	0	0	0	0	0	0	0	0
41822-C	0	0	0	0	0	0	0	0	0	0	0	0	0	0	0	0	0
41844-M	14	6	42	0	0	0	0	0	0	0	0	0	0	0	0	0	0
41900-M	5	3	40	0	0	0	0	0	0	0	0	0	0	0	0	0	0
42000-C	0	0	0	0	0	0	0	0	0	0	0	0	0	0	0	0	0
42011-C	18	8	47	0	0	0	0	0	0	0	0	0	4	0	11	6	6
42033-C	216	75	34	0	0	0	0	0	0	0	0	0	3	0	11	6	6
42055-C	209	88	42	0	0	0	0	0	0	0	0	0	5	0	11	6	6
42077-C	183	64	35	0	0	1	0	0	0	0	0	0	3	0	11	6	6
42099-C	233	69	29	0	0	0	0	0	0	0	0	0	3	0	11	6	6
42111-C	274	103	38	0	0	0	0	0	0	0	0	0	5	0	11	6	6
42133-C	343	125	36	0	0	0	0	0	0	0	0	0	4	0	11	6	6
42155-C	294	112	38	0	0	0	0	0	0	0	0	0	6	0	11	6	6
42500-C	0	0	0	0	0	0	0	0	0	0	0	0	0	0	0	0	0
42522-M	15	3	20	0	0	0	0	0	0	0	0	0	0	0	0	0	0







DIRECT PRIMARY ELECTION PLACER COUNTY, CA, JUNE 5, 1990

01

\*\* DEMOCRATIC OFFICES \*\*

	REGISTRATION	BALLOTS CAST	TURNOUT	GOVERNOR - DEE CALNEEY	FRANK WONG	JOHN ABBOTT	EILEEN ANDERSON	CHARLES PINEDEA JR	FRANKLIN GERRITY	FRANK THOMAS	LYDIA BYRNE	DIANNE FEINSTEIN	CHARLES MAHON III	JOHN VAN DE KAMP	LT GOVERNOR - DEE MCCARTHY
5602-CPP	327	113	33.9	0	0	0	4	1	1	4	0	6	2	3	9
5608-CPP	280	123	43.9	0	0	1	0	1	2	2	0	8	1	3	10
5610-CPP	156	66	42.3	0	0	0	0	0	0	0	0	2	0	0	5
5612-CPP	240	108	45.0	0	0	1	0	0	0	0	0	6	1	0	5
5700-CPP	226	117	51.3	0	0	1	0	0	0	0	0	3	0	0	10
5701-CPP	182	73	40.1	0	0	0	0	0	0	0	0	4	0	0	3
5702-CPP	239	102	42.7	0	0	1	0	0	0	0	0	5	0	0	8
5703-CPP	268	135	50.4	0	0	0	0	0	0	0	0	7	0	0	10
5704-CPP	165	66	40.0	0	0	0	0	0	0	0	0	4	0	0	5
5705-CPP	164	88	53.6	0	0	1	0	0	0	0	0	5	0	0	6
5800-CPP	174	81	46.5	0	0	2	0	0	0	0	0	4	0	0	6
5802-CPP	205	118	57.6	0	0	3	0	0	0	0	0	6	0	0	9
5853-MB	78	45	57.7	0	0	0	0	0	0	0	0	2	0	0	3
5902-CPP	159	77	48.4	0	0	1	0	0	0	0	0	4	0	0	5
5904-CPP	208	103	49.5	0	0	1	0	0	0	0	0	2	0	0	6
5906-CPP	171	83	48.5	0	0	0	0	0	0	0	0	4	0	0	5
5908-CPP	123	63	51.1	0	0	0	0	0	0	0	0	2	0	0	3
5910-CPP	197	77	39.0	0	0	1	0	0	0	0	0	4	0	0	16
5912-CPP	119	45	37.8	0	0	0	0	0	0	0	0	2	0	0	5
5916-CPP	163	70	42.9	0	0	0	0	0	0	0	0	4	0	0	5
5918-CPP	1	0	0.0	0	0	0	0	0	0	0	0	0	0	0	0
5920-CPP	245	119	48.6	0	0	1	0	0	0	0	0	5	0	0	7
5922-CPP	188	79	41.5	0	0	0	0	0	0	0	0	3	0	0	2
5924-CPP	166	75	45.2	0	0	0	0	0	0	0	0	4	0	0	5
5926-CPP	166	70	42.2	0	0	0	0	0	0	0	0	3	0	0	5
5952-MB	43	22	51.2	0	0	0	0	0	0	0	0	2	0	0	15
5952/54/02	43	22	51.2	0	0	0	0	0	0	0	0	2	0	0	15
ABSENTEE TOTALS	40587	3837	9.5	10	28	15	26	40	23	70	20	2082	36	1289	3157
GRAND TOTALS	40587	20767	51.2	60	187	190	158	177	215	385	99	11209	159	6940	16748

DIRECT PRIMARY ELECTION PLACER COUNTY, CA, JUNE 5, 1990

02 \*\*\*GRAND-TOTALS

\* \* DEMOCRATIC OFFICES \* \*

	REGISTRATION	BALLOTS CAST	TURNOUT	SECTION OF STATE - MERVIN EVANS	MARCH FONGUE	CONTROLLER - GRAY DEVIS	TREASURER - KATHLEEN BROWN	WESLEY SANDERS - JR	ATTORNEY GENERAL - IRA REINER	ARLO SMITH
PLACER COUNTY	40587	20767	51.2	2654	16460	17176	10212	6718	7596	9561
14TH CONGRESSIONAL	40587	20767	51.2	2654	16460	17176	10212	6718	7596	9561
1ST SENATE	40587	20767	51.2	2654	16460	17176	10212	6718	7596	9561
5TH ASSEMBLY	26530	13557	51.1	1757	10775	11284	6748	4386	5064	6141
7TH ASSEMBLY	14057	7210	51.3	897	5685	5892	3464	2332	2532	3420
1ST SUPERVISORIAL	11416	5621	49.2	712	4465	4685	2829	1843	2217	2406
2ND SUPERVISORIAL	6968	3726	53.5	549	2891	3103	1808	1232	1408	1660
3RD SUPERVISORIAL	8529	4638	55.0	539	3771	3871	2354	1429	1639	2274
4TH SUPERVISORIAL	7661	3727	48.6	527	2935	3095	1761	1295	1363	1723
5TH SUPERVISORIAL	6013	3005	50.0	327	2408	2422	1460	919	969	1498
AUBURN	2725	1581	58.0	160	1313	1323	842	453	542	796
COLFAX	303	165	54.5	19	126	132	74	59	56	83
LINCOLN	1567	764	48.8	134	562	657	359	260	295	324
ROCKLIN	3609	1761	48.8	234	1400	1486	913	551	666	816
ROSEVILLE	10450	5136	49.1	649	4089	4290	2599	1663	2007	2221
LOOMIS	1485	711	47.9	95	562	599	327	254	285	298
UNINCORPORATED AREA	20448	10649	52.1	1363	8408	8689	5098	3478	3745	5023

## DIRECT PRIMARY ELECTION PLACER COUNTY, CA, JUNE 5, 1990

-02 \*\*\*ABSENTEE TOTALS

\* \* DEMOCRATIC OFFICES \* \*

	REGISTRATION	BALLOTS CAST	TURNOUT	SEC OF STATE - DEM	MERVIN EVANS	MARCH FONG EU	CONTROL - DEM	GRAY DAVIDS	TREASURER - DEM	KATHLEEN BROWN	WESLEY SANDERS - JR	ATTORNEY GENERAL - DEM	IRA REINER	ARLO SMITH
PLACER COUNTY	40587	3837	9.5	511	3074	3162	1855	1354	1232	1950				
14TH CONGRESSIONAL	40587	3837	9.5	511	3074	3162	1855	1354	1232	1950				
1ST SENATE	40587	3837	9.5	511	3074	3162	1855	1354	1232	1950				
5TH ASSEMBLY	26530	2657	10.0	351	2148	2205	1320	929	870	1342				
7TH ASSEMBLY	14057	1180	8.4	160	926	957	535	425	362	608				
1ST SUPERVISORIAL	11416	1144	10.0	152	926	962	590	394	391	558				
2ND SUPERVISORIAL	6968	605	8.7	81	492	503	276	224	198	305				
3RD SUPERVISORIAL	8529	938	11.6	137	780	802	487	326	304	510				
4TH SUPERVISORIAL	7661	628	8.2	86	511	521	283	247	222	313				
5TH SUPERVISORIAL	6013	472	7.8	55	375	374	219	163	117	264				
AUBURN	2725	363	13.3	54	285	291	193	115	116	185				
COLFAX	303	18	5.9	2	13	14	10	4	6	10				
LINCOLN	1567	113	7.2	15	92	97	47	45	32	64				
ROCKLIN	3599	312	8.7	43	250	265	162	112	114	161				
ROSEVILLE	10450	1082	10.4	142	878	913	559	375	370	533				
LOOMIS	1485	100	6.7	14	81	88	43	37	43	41				
UNINCORPORATED AREA	20458	1849	9.0	241	1475	1494	841	666	551	956				

DIRECT PRIMARY ELECTION PLACER COUNTY, CA, JUNE 5, 1990

02

\* \* DEMOCRATIC OFFICES \* \*

	REGISTRATION	BALLOTS CAST	TURNOUT	SEC OF STATE - MERVIN EVANS	MARCH FONG EU	CONTROLLER - GRAY DAVIS	TREASURER - KATHLEEN BROWN	WESLEY SANDERS JR	ATTORNEY GENERAL - TERRA REINER	ARLO SMITH
1100-CP	194	77	39.7	5	64	67	40	18	30	27
1101-CP	175	88	50.3	7	50	51	32	19	19	31
1102-CP	237	83	35.0	7	69	65	38	36	36	33
1103-CP	203	85	41.9	14	65	80	41	37	37	32
1104-CP	222	105	47.3	18	76	49	33	15	22	48
1105-CP	222	105	47.3	18	76	84	38	33	38	41
1106-CP	264	147	55.7	11	80	116	47	33	45	69
1107-CP	315	146	46.4	17	116	128	84	44	54	62
1108-CP	350	133	38.0	19	101	114	64	55	54	46
1110-CP	322	122	38.2	12	83	89	53	30	48	55
1111-CP	333	122	36.6	16	98	104	55	36	47	55
1112-CP	147	66	45.0	11	50	54	35	16	20	27
1113-CP	423	204	48.2	23	159	154	79	73	80	71
1114-CP	204	88	43.1	12	66	70	43	24	30	40
1116-CP	268	111	41.4	20	95	102	60	36	54	41
1117-CP	319	142	44.5	20	113	120	68	47	67	51
1118-CP	227	88	38.7	12	68	75	47	27	33	35
1119-CP	262	88	33.6	11	70	78	52	19	37	33
1120-CP	222	98	44.1	16	62	71	39	34	29	39
1121-CP	266	129	48.5	19	80	83	54	34	48	45
1122-CP	304	127	41.8	11	105	105	76	35	55	56
1123-CP	440	174	39.5	17	142	136	81	30	66	75
1124-CP	163	82	50.3	7	72	69	40	30	46	28
1126-CP	137	66	48.2	6	45	50	31	22	28	20
1127-CP	376	104	27.5	10	83	82	55	26	38	37
1128-CP	253	117	46.2	9	94	95	53	30	43	37
1129-CP	350	129	36.8	20	88	98	34	45	47	59
1130-CP	213	88	41.3	13	64	75	45	25	28	45
1131-CP	216	88	40.7	11	65	76	39	34	42	32
1133-CP	393	122	31.0	15	94	101	66	31	54	44
1134-CP	242	88	36.4	10	72	72	41	32	44	51
1136-CP	185	88	47.6	10	71	64	38	36	47	36
1137-CP	185	88	47.6	10	71	64	38	36	47	36
1139-CP	149	99	66.4	11	75	82	51	31	43	40
1141-CP	164	53	32.3	7	42	45	26	19	25	18
1145-CP	276	103	37.3	15	75	82	45	37	35	46
1147-CP	287	103	35.9	13	84	81	51	30	34	47
1150-CP	0	0	0.0	0	0	0	0	0	0	0
1151-CP	0	0	0.0	0	0	0	0	0	0	0
1153-MB	0	0	0.0	0	0	0	0	0	0	0
1170-CP	0	0	0.0	0	0	0	0	0	0	0
1172-CP	177	71	39.5	11	50	62	28	35	38	21
1181-CP	72	31	42.9	2	29	27	16	12	18	10
1181-CP	294	117	39.8	21	36	96	47	33	43	40
1183-CP	333	144	43.2	28	101	111	79	35	72	49
1187-CP	153	50	32.7	3	44	39	23	18	16	25
1190-MB	21	7	33.3	0	0	0	0	0	0	0
1191-CP	0	0	0.0	0	0	0	0	0	0	0
1601-CP	322	144	44.7	19	107	116	74	47	62	55
1603-CP	228	115	50.4	12	91	94	45	47	46	45
1651-MB	41	16	39.0	3	12	12	10	4	7	6

DIRECT PRIMARY ELECTION PLACER COUNTY, CA, JUNE 5, 1990

02

\*\* DEMOCRATIC OFFICES \*\*

		REGISTRATION	BALLOTS CAST	TURNOUT	SEC OF STATE - MERVIN EVANS	MARCH FONG EU	CONROLLER - GRAY DAVIS	TREASURER - KATHLEEN BROWN	WESLEY SANDERS - J R	ATTORNEY GENERAL - IRA REINER	ARLO SMITH
1657-MB	1657/59	89	30	33.7	5	25	25	20	10	11	19
1661-MB	1661	16	99	56.3							
2001-CP	2001	320	123	38.4							
2003-CP	2003	223	96	43.0							
2005-CP	2005	344	169	49.1							
2007-CP	2007/11	307	103	33.6							
2009-CP	2009/13	365	159	43.6							
2051-MB	2051	8	1	12.5							
2053-CP	2053	0	0	0.0							
2071-CP	2071	210	95	45.2							
2073-CP	2073/75	357	144	40.3							
2091-MB	2091/95	39	25	64.1							
2093-MB	2093/2851	28	11	39.3							
2201-CP	2201	174	63	36.2							
2207-CP	2207	239	91	38.1							
2209-CP	2209	233	91	39.1							
2211-CP	2211	175	69	39.4							
2215-CP	2215/03	228	94	41.2							
2217-CP	2217	201	83	41.3							
2219-CP	2219/05	209	91	43.5							
2221-CP	2221/13	197	103	52.3							
2253-CP	2253	0	0	0.0							
2291-CP	2291	0	0	0.0							
2293-MB	2293/95	4	3	75.0							
2297-CP	2297	0	0	0.0							
2601-CP	2601	278	116	41.7							
2603-CP	2603	164	82	50.0							
2701-CP	2701	239	125	52.3							
2703-CP	2703	246	104	42.3							
2705-CP	2705	300	138	46.0							
2707-CP	2707	57	34	59.6							
2709-CP	2709	233	114	48.9							
2711-CP	2711	272	133	48.9							
2801-CP	2801	181	99	54.7							
2803-CP	2803	173	76	43.9							
2805-CP	2805	88	38	43.2							
2807-CP	2807	249	121	48.6							
2850-CP	2850	0	0	0.0							
2853-CP	2853	0	0	0.0							
2900-CP	2900	0	0	0.0							
2903-CP	2903/05	281	129	45.9							
3400-CP	3400	346	162	46.8							
3401-CP	3401	173	90	52.0							
3402-CP	3402	264	107	40.5							
3403-CP	3403	295	138	46.8							
3405-CP	3405	261	91	34.9							
3406-CP	3406	314	134	42.7							
3408-CP	3408	281	126	44.8							
3410-CP	3410	221	104	47.1							
3412-CP	3412/15	209	99	47.4							
330	330	330	130	39.4							

DIRECT PRIMARY ELECTION PLACER COUNTY, CA, JUNE 5, 1990

02

\* \* DEMOCRATIC OFFICES \* \*

	REGISTRATION	BALLOTS CAST	TURNOUT	SEC OF STATE - MERVIN EVANS	MARCH FONGEU	CONTROLLER - GRAY DAVIDS	TREASURER - KATHLEEN BROWN	WELLESLEY SANDERS JR	ATTORNEY GENERAL - IRA REINER	ARLO SMITH
34414	261	138	52	10	120	117	72	38	46	68
34418	116	61	33	00	49	51	31	17	30	25
34451	000	00	00	00	00	00	00	00	00	00
34453	000	00	00	00	00	00	00	00	00	00
34470	237	103	43	11	82	77	45	33	37	49
34471	247	95	33	14	77	55	64	18	33	51
34472	247	108	45	12	86	88	47	11	35	49
34477	193	78	40	8	22	44	40	3	35	34
34600	239	82	34	14	60	73	41	3	37	29
34603	238	107	45	14	87	87	53	00	43	44
34605	171	84	49	7	71	71	53	30	30	40
34607	171	75	44	12	57	57	33	11	33	35
34609	173	58	33	2	48	51	33	3	33	33
34611	301	102	33	18	72	84	59	2	35	26
34613	153	58	33	7	46	46	34	00	30	26
34617	256	97	77	13	77	77	46	3	30	26
34619	263	131	45	14	98	100	63	7	42	36
34621	182	82	45	10	64	62	35	2	20	29
34622	223	77	33	9	60	66	32	1	27	27
34623	223	33	22	5	55	55	32	10	27	27
34625	246	127	55	15	100	98	36	9	48	36
34627	155	67	43	8	55	50	34	21	23	22
34628	75	33	41	2	28	28	21	4	9	14
34631	294	121	41	2	90	93	51	50	33	67
34633	363	167	46	23	127	133	79	48	71	64
34634	159	80	50	14	64	72	43	28	35	37
34635	188	95	50	9	78	81	43	28	35	37
34638	327	143	43	8	120	122	53	26	41	40
34640	206	83	40	9	69	74	37	28	29	23
34648	243	113	45	12	91	89	58	33	38	43
34650	163	77	47	6	61	63	42	1	29	34
34652	000	00	00	00	00	00	00	00	00	00
41150	255	97	33	14	77	87	44	37	39	40
41170	156	50	32	6	38	37	23	17	16	22
41174	417	87	35	19	61	69	38	38	43	30
41176	14	0	50	0	0	0	0	0	0	0
41178	14	0	0	0	0	0	0	0	0	0
41182	14	0	0	0	0	0	0	0	0	0
4184	184	6	42	0	0	0	0	0	0	0
4190	190	2	40	0	0	0	0	0	0	0
4200	184	87	47	13	70	70	47	23	31	40
4201	216	75	34	11	56	68	37	25	25	39
4203	209	88	32	11	64	68	49	21	28	47
4205	183	64	35	13	46	54	26	28	17	30
4207	335	69	32	8	52	62	40	21	25	20
4209	274	105	38	19	78	94	40	25	35	60
4211	343	125	36	15	97	102	57	57	53	55
4213	294	112	38	20	86	96	62	25	53	43
4250	0	0	0	0	0	0	0	0	0	0
4252	15	3	20	0	0	0	0	0	0	0

127

13890

188

180

186

192

115

153/54

DIRECT PRIMARY ELECTION PLACER COUNTY, CA, JUNE 5, 1990

02

\*\*\* DEMOCRATIC OFFICES \*\*\*

		REGISTRATION	BALLOTS CAST	TURNOUT	SMITH OF STATE MERRIN EVANS	MARCH FONG EU	CONTR OLLER GRAY - DAVIS DEEM	TREASURER KATHLEEN BROWN	WESLEY SANDERS JR	ATTORNEY GENERAL IRA REINER	ARLO SMITH
4254-MB	4290	25	4	16							
4255-CP	4255	00	0	0							
4256-CP	4256	00	0	0							
4270-CP	4270	64	16	25			12				6
4291-MB	4291/92	27	16	59			11				11
4293-CP	4293	00	0	0			0				0
4300-CP	4300	17	77	43			62				3
4301-CP	4301	18	71	38			31				2
4303-CP	4303/05	33	95	39			33				3
4307-CP	4307	25	98	38			81				3
4309-CP	4309/13	26	107	40			97				5
4311-CP	4311	27	112	41			99				6
4350-MB	4350/52	30	20	66			16				10
4351-CP	4351	00	0	0			0				0
4353-CP	4353	00	0	0			0				0
4354-MB	4354/56	47	25	53			23				7
4355-MB	4355/57	5	4	80			0				0
4358-MB	4358/60	0	2	22			0				0
4359-CP	4359	00	0	0			0				0
4370-CP	4370	19	87	43			73				4
4371-CP	4371	11	54	45			45				2
4372-CP	4372/74	23	124	53			101				6
4374-MB	4374	30	15	50			15				10
4376-CP	4376	21	96	44			72				4
4600-CP	4600/4800	22	89	39			76				4
4602-CP	4602/4604	30	127	41			102				6
4604-CP	4604/02	19	75	38			56				2
4606-CP	4606	20	90	43			81				4
4608-CP	4608	11	42	37			28				1
4610-CP	4610	12	63	32			52				2
4612-CP	4612/24	20	80	38			65				3
4614-CP	4614	9	40	44			34				1
4616-CP	4616	21	94	43			69				3
4618-CP	4618	17	68	40			59				3
4620-CP	4620	20	89	43			72				3
4622-CP	4622	17	75	42			59				3
4626-CP	4626	15	57	38			49				3
4650-MB	4650	3	3	100			0				0
4800-CP	4800/4800	23	102	44			81				4
4851-MB	4851/53	10	5	50			0				0
4852-CP	4852	00	0	0			0				0
4855-CP	4855	00	0	0			0				0
5500-CP	5500	30	147	48			118				7
5550-CP	5550	00	0	0			0				0
5552-CP	5552	00	0	0			0				0
5570-CP	5570	23	96	41			85				3
5571-CP	5571	19	75	39			58				3
5573-CP	5573	25	103	40			86				4
5590-MB	5590/5851	68	40	58			28				2
5600-CP	5600	21	89	42			70				4



DIRECT PRIMARY ELECTION PLACER COUNTY, CA, JUNE 5, 1990

02

\*\*\* DEMOCRATIC OFFICES \*\*\*

	REGISTRATION	BALLOTS CAST	TURNOUT	SEC OF STATE - MERVIN EVANS	MARCH FONG EU	CONTROLLER - GRAY DAVIS	TREASURER - KATHLEEN BROWN	WESLEY SANDERS JR	ATTORNEY GENERAL - IRA REINER	ARLO SMITH
5602 - CP	327	115	35	14	92	103	53	44	44	56
5608 - CP	290	123	43	22	97	102	62	46	46	66
5610 - CP	156	66	42	14	48	56	26	29	23	34
5612 - CP	240	128	53	15	106	109	48	49	51	50
5700 - CP	226	116	51	17	93	95	51	36	50	50
5701 - CP	182	73	40	7	60	59	38	20	29	38
5702 - CP	239	102	42	9	85	81	53	25	30	48
5703 - CP	268	135	50	15	103	106	59	40	47	66
5704 - CP	155	66	40	5	54	57	31	19	21	33
5705 - CP	164	86	52	5	75	72	49	22	33	33
5800 - CP	174	81	44	4	73	65	39	27	28	44
5802 - CP	205	118	46	15	90	91	50	45	24	68
5853 - MB	78	45	57	7	30	31	25	6	9	26
5902 - CP	159	57	35	7	41	45	30	11	17	16
5904 - CP	208	73	35	3	68	65	33	26	25	40
5906 - CP	171	38	30	3	51	50	18	13	7	24
5908 - CP	123	37	20	3	30	30	22	11	11	24
5910 - CP	197	67	34	9	52	50	40	15	19	27
5912 - CP	119	45	37	3	29	33	29	7	12	23
5916 - CP	163	70	42	5	56	53	45	11	18	42
5918 - CP	192	72	37	8	56	53	29	17	22	25
5920 - CP	79	35	44	2	27	33	15	10	5	26
5922 - CP	245	92	47	6	76	72	55	16	28	48
5924 - CP	188	71	37	6	54	52	31	25	19	38
5926 - CP	166	50	30	5	38	41	28	9	15	33
5952 - MB	43	22	51	4	16	18	10	5	3	13
5952/54/02										
ABSENTEE TOTALS	40587	3837	9.5	511	3074	3162	1855	1354	1232	1950
GRAND TOTALS	40587	20767	51.2	2654	16460	17176	10212	6718	7596	9561

DIRECT PRIMARY ELECTION PLACER COUNTY, CA, JUNE 5, 1990

03 \*\*\*GRAND TOTALS

\*\*\* DEMOCRATIC OFFICES \*\*\*

	REGISTRATION	BALLOTS CAST	TURNOUT	INSURANCE CONWAY - COLLIS	BILL PRESSES	JOHN GARRETT	RAY BOURHIS	MICHAEL BLANCO	LARRY MURPHY	WALTER ZELMAN	STATE DISTRICT OF 1 - GUDELM	JOSEPH MICHALLEF	TOM NAKAGAWA	WILLIAM BENNETT	US REP 14TH DISTRICT - DEM	PATRICIA MALBERG	ROBERT INGRAHAM
PLACER COUNTY	40587	20767	51.2	2014	2700	9851	891	355	489	1883	3775	3348	9679	14866	3791		
14TH CONGRESSIONAL	40587	20767	51.2	2014	2700	9851	891	355	489	1883	3775	3348	9679	14866	3791		
1ST SENATE	40587	20767	51.2	2014	2700	9851	891	355	489	1883	3775	3348	9679	14866	3791		
5TH ASSEMBLY	26530	13557	51.1	1310	1670	6499	516	230	338	1320	2406	2333	6241	9756	2373		
7TH ASSEMBLY	14057	7210	51.3	704	1030	3352	375	125	151	563	1369	1015	3438	5110	1418		
1ST SUPERVISORIAL	11416	5621	49.2	522	638	2790	203	98	152	512	990	892	2674	3975	1030		
2ND SUPERVISORIAL	6968	3726	53.5	375	459	1787	150	65	102	351	727	676	1659	2676	719		
3RD SUPERVISORIAL	8529	4688	55.0	451	687	2202	227	68	97	387	833	709	2252	3592	706		
4TH SUPERVISORIAL	7661	3727	48.6	385	465	1769	135	70	74	371	637	737	1653	2504	754		
5TH SUPERVISORIAL	6013	3005	50.0	281	451	1303	176	54	64	262	588	334	1441	2119	582		
AUBURN	2725	1581	58.0	143	220	735	79	19	28	160	255	272	741	1271	199		
COLFAX	303	165	54.5	21	18	86	6	4	3	9	37	13	82	117	34		
LINCOLN	1567	764	48.8	66	69	385	20	25	30	69	135	132	366	551	161		
ROCKLIN	3609	1761	48.8	195	202	805	67	30	41	205	307	299	818	1250	291		
ROSEVILLE	10450	5136	49.1	472	585	2560	191	88	138	470	895	811	2461	3661	906		
LOOMIS	1485	711	47.9	71	78	364	23	11	11	56	100	148	333	482	156		
UNINCORPORATED AREA	20448	10649	52.1	1046	1528	4916	505	178	238	914	2046	1673	4878	7534	2044		

## DIRECT PRIMARY ELECTION PLACER COUNTY, CA, JUNE 5, 1990

03 \*\*\*ABSENTEE TOTALS

\* \* DEMOCRATIC OFFICES \* \*

	REGISTRATION	BALLOTS CAST	TURNOUT	INSURANCE CONWAY COMM - DEEM	BILL PRESS	JOHN GARAMENDI	RAY BOURHIS	MICHAEL BLANCO	LARRY MURPHY	WALTER ZELMAN	STATE DISTRICT OF 1 EQUALEM	JOSEPH MICHAEL LEF	TOM NAKAGAWA	WILLIAM BENNETT	US REP 14TH DISTRICT - DEEM	PATRICIA MALBERG	ROBERT INGRAHAM
PLACER COUNTY	40587	3837	9.5	258	386	1949	212	76	111	410	723	626	1828	2688	762		
14TH CONGRESSIONAL	40587	3837	9.5	258	386	1949	212	76	111	410	723	626	1828	2688	762		
1ST SENATE	40587	3837	9.5	258	386	1949	212	76	111	410	723	626	1828	2688	762		
5TH ASSEMBLY	26530	2657	10.0	176	248	1360	138	54	84	300	483	448	1272	1875	510		
7TH ASSEMBLY	14057	1180	8.4	82	138	589	74	22	27	110	240	178	556	813	252		
1ST SUPERVISORIAL	11416	1144	10.0	80	97	606	48	22	40	134	207	157	599	800	220		
2ND SUPERVISORIAL	6968	605	8.7	40	67	324	26	8	18	55	115	116	270	419	133		
3RD SUPERVISORIAL	8529	988	11.6	59	100	488	72	14	30	100	195	156	461	732	165		
4TH SUPERVISORIAL	7661	628	8.2	48	64	310	35	23	12	70	109	138	277	414	139		
5TH SUPERVISORIAL	6013	472	7.8	31	58	221	31	9	11	51	97	59	221	323	105		
AUBURN	2725	363	13.3	20	38	174	34	3	11	37	68	68	160	272	62		
COLFAX	303	18	5.9	2	3	10	1	0	0	1	3	4	9	10	7		
LINCOLN	1567	113	7.2	5	5	73	3	2	5	7	21	19	54	81	25		
ROCKLIN	3599	312	8.7	26	25	163	14	9	11	36	50	64	145	220	62		
ROSEVILLE	10450	1082	10.4	76	94	577	48	21	37	126	193	153	569	760	203		
LOOMIS	1485	100	6.7	7	9	55	3	2	2	7	14	16	50	57	32		
UNINCORPORATED AREA	20458	1849	9.0	122	212	897	109	39	45	196	374	302	841	1288	371		

DIRECT PRIMARY ELECTION PLACER COUNTY, CA, JUNE 5, 1990

03

\*\* DEMOCRATIC OFFICES \*\*

	REGISTRATION	BALLOTS CAST	TURNOUT	INSURANCE COMM - DEEM	CONWAY COLLIS	BILL PRESS	JOHN GARAMENDI	RAY BOURHITS	MICHAEL BLANCO	LARRY MURPHY	WALTER ZELMAN	STATE DIST OF 1 EQUALEM	JOSEPH MICALEF	TOM NAKAGAWA	WILLIAM BENNETT	PATRICIA MALBERG 14TH DIST - DEEM	ROBERT INGRAHAM
1100	194	77	39	5	7	35	2	1	0	0	12	7	20	30	56	11	
1101	175	58	33	11	2	34	2	0	1	0	5	14	15	42	45	12	
1102	233	83	33	13	9	36	4	1	1	2	5	12	15	29	54	16	
1103	200	58	27	9	4	42	3	0	0	3	10	19	15	36	64	14	
1104	220	58	37	9	7	30	3	0	0	2	1	5	9	33	44	6	
1105	222	105	24	12	14	45	6	5	5	2	13	24	13	57	74	27	
1106	222	97	24	12	18	54	1	4	4	1	14	15	16	48	72	16	
1107	333	146	36	18	19	77	1	2	2	3	13	28	21	80	104	25	
1108	333	135	38	10	15	78	2	2	2	2	7	27	17	69	72	24	
1110	222	135	43	14	13	49	2	2	2	2	8	20	17	44	72	15	
1111	333	122	36	11	17	56	8	1	1	1	11	20	21	54	92	17	
1112	333	204	42	23	15	99	1	0	0	2	1	19	18	33	49	11	
1113	444	84	41	4	15	77	2	0	0	0	2	19	15	38	64	10	
1114	222	112	41	15	16	54	2	0	0	4	1	12	16	71	85	13	
1116	333	145	45	8	21	86	6	2	2	3	10	19	21	70	93	27	
1118	222	88	33	12	11	39	4	1	1	1	8	9	15	39	72	8	
1119	222	88	33	12	8	49	4	0	0	1	10	22	11	36	65	14	
1120	222	88	33	10	9	36	5	1	1	1	5	26	8	41	48	30	
1121	222	99	36	9	11	49	5	1	1	1	5	18	1	51	71	15	
1122	333	123	40	9	12	59	5	2	2	6	1	31	26	51	99	14	
1123	444	174	50	16	17	82	6	2	2	0	16	29	35	72	112	36	
1124	116	82	50	8	15	38	0	1	1	4	4	18	9	39	65	7	
1126	113	61	27	7	13	25	0	2	2	0	4	7	12	30	41	9	
1127	113	77	27	7	13	47	0	2	2	0	8	14	9	33	77	15	
1128	222	117	36	3	15	55	6	0	0	3	3	9	10	48	82	8	
1129	333	125	35	3	15	66	3	4	4	4	10	30	18	47	86	28	
1130	222	85	33	9	13	35	5	1	1	1	4	11	10	49	70	12	
1131	222	80	33	9	13	50	5	0	0	2	1	19	14	41	53	22	
1133	333	121	30	7	18	52	5	1	1	0	1	25	20	50	83	24	
1134	333	88	36	4	10	44	4	3	3	5	8	12	11	48	65	13	
1136	333	88	36	4	10	44	4	3	3	5	8	12	11	48	65	13	
1137	222	92	33	9	12	63	2	4	4	0	1	20	9	54	89	20	
1139	114	92	61	7	11	50	2	4	4	6	1	8	12	61	62	22	
1141	114	53	32	4	10	21	3	0	0	0	10	10	5	25	37	12	
1145	222	103	37	9	10	29	3	4	4	4	10	20	19	40	63	30	
1147	222	103	37	9	10	29	3	4	4	4	10	20	19	40	63	30	
1150	000	000	000	000	000	000	000	000	000	000	000	000	000	000	000	000	
1151	000	000	000	000	000	000	000	000	000	000	000	000	000	000	000	000	
1153	000	000	000	000	000	000	000	000	000	000	000	000	000	000	000	000	
1170	177	71	40	7	9	36	0	0	0	0	4	13	18	29	42	24	
1172	222	31	11	7	6	14	0	0	0	0	1	9	5	14	21	9	
1181	333	117	43	14	15	47	0	0	0	1	1	18	23	38	83	19	
1183	333	144	39	15	25	49	9	3	3	1	1	28	28	38	98	26	
1187	153	50	32	3	7	24	1	1	1	1	5	9	7	26	35	10	
1190	21	7	33	3	7	33	3	3	3	3	3	3	3	3	3	3	
1191	000	000	000	000	000	000	000	000	000	000	000	000	000	000	000	000	
1601	333	144	44	18	11	73	0	0	0	0	9	27	30	60	100	30	
1603	222	113	50	10	14	48	4	1	1	2	1	17	14	54	75	28	
1651	41	16	39	1	0	9	0	1	1	0	1	2	3	7	9	5	

1651 / 53 / 55

DIRECT PRIMARY ELECTION PLACER COUNTY, CA, JUNE 5, 1990

\*\*\* DEMOCRATIC OFFICES \*\*\*

03

	REGISTRATION	BALLOTS CAST	TURNOUT	INSURANCE COMM	CONWAY COLLIS	BILL PREESS	JOHN GARRENDI	RAY BOURHIS	MICHAEL BLANCO	LARRY MURPHY	WALTER ZELLMAN	STATE DIST OF ELDORADO	JOSEPH MICHAEL F	TOM NAKAGAWA	WILLIAM BENNETT	PATRICIA MALBERG	US REP 14TH DIST DEM	ROBERT INGRAHAM
1657	89	30	33	1	6	15	0	1	1	4	10	5	12	18	8			
1657/59	16	16	38	14	16	57	0	5	1	9	26	18	50	93	22			
2000	220	123	36	5	11	42	3	5	1	9	19	32	42	68	21			
20003	223	96	43	16	11	97	3	5	1	10	16	32	16	120	38			
20005	44	169	49	16	13	47	3	5	1	8	16	18	100	177	20			
20007/111	07	103	43	17	13	69	6	5	1	7	18	34	54	111	30			
20009/113	09	159	43	17	13	69	6	5	1	7	18	34	54	111	35			
20053	8	1	2	0	0	0	0	0	0	0	0	0	0	0	0			
2071	00	00	00	00	00	00	00	00	00	00	00	00	00	00	00			
2071	210	95	45	10	9	52	0	0	0	0	24	12	46	59	24			
2073/75	357	144	40	17	15	62	0	0	2	17	32	29	52	100	28			
2091/95	339	25	64	11	7	10	0	0	0	3	13	3	4	16	5			
2093/2851	228	11	33	11	0	7	0	0	0	1	1	0	4	4	3			
2201	1	63	36	6	6	22	0	0	0	6	10	10	32	44	8			
2207	339	127	53	8	16	56	1	1	2	14	24	22	57	91	15			
2209	233	91	39	14	13	42	2	0	0	10	7	15	38	74	9			
2211	175	69	39	8	8	26	2	2	2	7	10	12	27	43	12			
2215/03	228	94	41	13	13	36	0	0	0	8	11	9	43	71	12			
2217	201	83	41	9	7	44	0	0	0	11	11	12	28	60	11			
2219/05	209	91	41	9	13	47	0	0	0	11	13	12	41	72	12			
2221/13	197	103	52	8	18	33	6	1	3	22	14	13	57	79	9			
2253	0	0	0	0	0	0	0	0	0	0	0	0	0	0	0			
2291	0	0	0	0	0	0	0	0	0	0	0	0	0	0	0			
2293/95	0	3	75	0	0	0	0	0	0	0	0	0	0	0	0			
2297	0	0	0	0	0	0	0	0	0	0	0	0	0	0	0			
2601	278	116	41	10	0	0	0	0	0	0	0	0	0	0	0			
2603	164	82	50	12	11	42	0	0	0	4	32	14	56	67	43			
2701	239	125	52	20	14	68	0	1	2	6	21	20	42	84	18			
2703	46	104	42	8	13	50	3	2	1	10	21	18	63	97	22			
2705	00	138	46	13	20	72	5	4	0	4	20	25	46	84	16			
2707	55	34	59	13	0	23	8	0	1	4	20	25	59	95	32			
2709	333	114	48	17	19	43	3	1	6	18	28	21	13	27	4			
2711	72	133	48	12	22	59	4	1	1	19	42	21	51	81	23			
2801	181	99	54	6	7	51	5	3	0	8	31	42	40	112	14			
2803	173	76	43	10	7	34	1	1	1	9	19	17	33	61	12			
2805	88	38	43	5	5	13	0	0	0	2	12	5	13	27	9			
2807	249	121	48	14	13	66	4	3	3	10	23	21	63	79	30			
2850	0	0	0	0	0	0	0	0	0	0	0	0	0	0	0			
2853	0	0	0	0	0	0	0	0	0	0	0	0	0	0	0			
2900/05	281	129	45	15	20	60	0	1	2	7	26	21	57	93	27			
4400	46	162	46	27	31	61	6	2	1	14	33	23	75	115	33			
4401	73	90	52	8	8	36	0	0	1	4	10	11	31	66	14			
4402	64	107	40	9	18	53	4	3	2	7	17	13	57	91	14			
4403	95	138	46	11	19	63	6	4	3	11	17	13	67	111	14			
4405	14	91	34	13	9	44	3	2	0	7	10	14	46	73	9			
4406	14	134	42	13	18	63	6	3	2	4	24	20	67	112	13			
4408	81	126	44	15	16	63	0	1	0	18	20	16	56	102	16			
4410	21	104	47	14	17	58	4	4	1	8	20	16	55	91	10			
4410	99	99	47	14	18	58	4	4	1	8	20	16	55	85	10			
4410	99	99	47	14	18	58	4	4	1	8	20	16	55	85	10			
4412	30	130	39	12	28	50	6	3	3	13	28	15	53	105	18			





DIRECT PRIMARY ELECTION PLACER COUNTY, CA, JUNE 5, 1990

03

\*\*\* DEMOCRATIC OFFICES \*\*\*

		REGISTRATION	BALLOTS CAST	TURNOUT	INSURANCE CONWAY COLLIS DEEM	BILL PRESSES	JOHN GARRETT	RAY BOURHIS	MICHAEL BLANCO	LARRY MURPHY	WALTER ZELMAN	STATE DISTRICT OFFICIAL EQUERL	JOSEPH MICHAEL	TOM NAKAGAWA	WILLIAM BENNETT	US REP PATRICIA MALBERG 14TH DISTRICT DEEM	ROBERT INGRAHAM
56002	-CP	327	115	35.2	15	17	57	8	2	0	6	25	13	64	75	32	
56008	-CP	280	123	44.3	26	14	61	5	2	3	16	33	16	55	82	31	
56110	-CP	156	66	42.3	6	12	30	4	2	1	6	17	3	34	40	19	
56112	-CP	240	128	53.3	21	18	33	4	4	4	8	24	16	67	55	27	
57000	-CP	226	116	51.3	9	14	33	1	1	1	5	16	15	56	77	20	
57001	-CP	182	73	40.1	9	10	33	2	1	1	9	18	9	55	58	9	
57002	-CP	239	107	44.7	16	21	33	5	0	3	9	22	8	48	59	17	
57003	-CP	268	135	50.4	16	20	33	3	0	1	11	23	16	63	103	18	
57004	-CP	165	66	40.0	8	9	33	3	0	0	6	7	9	36	43	15	
57005	-CP	164	86	52.4	10	18	36	5	0	0	4	17	6	38	65	13	
58000	-CP	174	81	46.6	10	22	33	1	0	0	3	18	6	42	62	13	
58002	-CP	205	118	57.6	14	19	33	5	2	2	7	26	14	53	71	31	
58553	-MB	78	45	57.7	0	9	17	1	2	0	6	8	6	17	34	6	
59002	-CP	159	57	35.8	4	5	22	5	2	2	6	15	2	24	47	4	
59004	-CP	208	73	35.1	3	11	31	8	2	2	6	6	9	45	51	15	
59006	-CP	171	38	22.2	1	8	14	2	0	0	3	3	6	20	22	9	
59008	-CP	123	37	30.1	1	8	11	2	0	1	9	7	3	20	21	12	
59110	-CP	197	65	33.0	5	13	25	2	0	0	0	10	13	31	48	14	
59112	-CP	119	45	37.8	0	7	33	2	0	0	0	6	6	24	38	3	
59116	-CP	163	70	42.9	5	7	33	3	1	2	1	10	4	30	55	9	
59118	-CP	193	72	37.3	5	7	33	3	1	0	1	10	7	39	54	10	
59220	-CP	79	33	41.8	2	2	15	3	0	0	8	1	7	11	29	2	
59222	-CP	245	92	37.6	4	20	28	10	0	0	9	21	8	40	61	19	
59224	-CP	188	71	37.8	10	15	19	4	0	0	8	19	6	30	54	10	
59226	-CP	166	50	30.1	3	4	21	2	0	0	8	12	2	22	32	9	
59552	-MB	43	22	51.2	1	2	9	3	1	1	1	3	0	10	17	0	
ABSENTEE TOTALS		40587	3837	9.5	258	336	1949	212	76	111	410	723	626	1828	2688	762	
GRAND TOTALS		40587	20767	51.2	2014	2700	9851	891	355	489	1383	3775	3348	9679	14866	3791	



DIRECT PRIMARY ELECTION PLACER COUNTY, CA, JUNE 5, 1990

04 \*\*\*GRAND TOTALS \*\*\* DEMOCRATIC OFFICES \*\*\*

	REGISTRATION	BALLOTS CAST	TURNOUT	ASSEMBLY 5TH DISTRICT DEM	JOE BUONAIUTI
PLACER COUNTY	26530	13557	51.1	9871	
14TH CONGRESSIONAL	26530	13557	51.1	9871	
1ST SENATE	26530	13557	51.1	9871	
5TH ASSEMBLY	26530	13557	51.1	9871	
1ST SUPERVISORIAL	11270	5567	49.4	4143	
2ND SUPERVISORIAL	4535	2430	53.6	1783	
3RD SUPERVISORIAL	4409	2477	56.2	1789	
4TH SUPERVISORIAL	6316	3083	48.8	2156	
AUBURN	2725	1584	58.1	1152	
LINCOLN	1559	763	48.9	610	
ROCKLIN	3609	1759	48.7	1270	
ROSEVILLE	10450	5134	49.1	3810	
LOOMIS	268	139	51.9	97	
UNINCORPORATED AREA	7919	4178	52.8	2932	

DIRECT PRIMARY ELECTION PLACER COUNTY, CA, JUNE 5, 1990

04 \*\*\*ABSENTEE TOTALS

\*\*\*DEMOCRATIC OFFICES\*\*\*

	REGISTRATION	BALLOTS CAST	TURNOUT	ASSEMBLY 5TH DISTRICT DEM	JOE BUONAIUTO
PLACER COUNTY	26530	2654	10.0	1905	
14TH CONGRESSIONAL	26530	2654	10.0	1905	
1ST SENATE	26530	2654	10.0	1905	
5TH ASSEMBLY	26530	2654	10.0	1905	
1ST SUPERVISORIAL	11270	1144	10.2	856	
2ND SUPERVISORIAL	4535	421	9.3	314	
3RD SUPERVISORIAL	4409	563	12.8	378	
4TH SUPERVISORIAL	6316	526	8.3	357	
AUBURN	2725	364	13.4	240	
LINCOLN	1559	113	7.2	91	
ROCKLIN	3599	311	8.6	229	
ROSEVILLE	10450	1080	10.3	808	
LOOMIS	268	11	4.1	6	
UNINCORPORATED AREA	7929	775	9.8	531	

DIRECT PRIMARY ELECTION PLACER COUNTY, CA, JUNE 5, 1990

04

\*\*\* DEMOCRATIC OFFICES \*\*\*

		REGISTRATION	BALLOTS CAST	TURNOUT	ASSEMBLY SEVENTH DISTRICT - DEMO	JOE BUONAIUTO
1100	-CP	194	77	39.7		55
1101	-CP	175	58	33.1		50
1102	-CP	237	83	35.0		59
1103	-CP	230	85	37.0		67
1104	-CP	206	58	28.2		39
1105	-CP	422	103	24.4		80
1106	-CP	264	97	36.7		73
1107	-CP	315	146	46.3	116	
1108	-CP	350	135	38.6		99
1110	-CP	225	93	41.3		75
1111	-CP	333	122	36.6		88
1112	-CP	147	62	42.2		49
1113	-CP	423	204	48.2	134	
1114	-CP	204	84	41.2		63
1116	-CP	268	112	41.8		89
1117	-CP	197	145	45.5	100	
1118	-CP	227	88	37.7		69
1119	-CP	202	88	35.0		73
1120	-CP	222	81	36.5		62
1121	-CP	266	98	36.8		79
1122	-CP	304	123	40.5	102	
1123	-CP	440	174	39.5	128	
1124	-CP	163	82	50.3		59
1125	-CP	147	61	41.5		46
1127	-CP	376	104	27.7		77
1128	-CP	253	117	46.2		72
1129	-CP	350	125	35.7		95
1130	-CP	213	85	39.9		64
1131	-CP	216	80	37.0		68
1133	-CP	293	121	30.8		91
1134	-CP	242	89	36.8		67
1136	-CP	185	88	47.6		56
1137	-CP	233	120	51.5		89
1139	-CP	149	92	61.7		67
1141	-CP	164	53	32.3		41
1145	-CP	276	103	37.3		72
1147	-CP	287	103	35.9		75
1150	-CP	0	0	0.0		0
1151	-CP	0	0	0.0		0
1153	-MB	0	0	0.0		0
1170	-CP	177	71	40.1		63
1172	-CP	72	31	43.1		24
1181	-CP	294	117	39.8		84
1183	-CP	333	144	43.2		98
1187	-CP	153	50	32.7		38
1190	-MB	21	7	33.3		
1191	-CP	0	0	0.0		0
1601	-CP	322	145	45.0	113	
1603	-CP	228	115	50.4	80	
2001	-CP	320	123	38.4	98	

DIRECT PRIMARY ELECTION PLACER COUNTY, CA, JUNE 5, 1990

04

\* \* DEMOCRATIC OFFICES \* \*

	REGISTRATION	BALLOTS CAST	TURNOUT	ASSEMBLY 5TH DISTRICT DEM	JOE BUNN AUTY O
2003	223	96	43.0		73
2005	344	169	49.1		138
2007	307	103	33.2		83
2009	365	159	43.6		127
2053	0	0	0.0		0
2091	39	25	64.1		13
2201	174	63	36.2		44
2207	239	127	53.1		89
2209	333	91	27.3		60
2211	175	69	39.4		45
2215	228	94	41.2		66
2217	201	83	41.3		56
2219	209	91	43.5		64
2221	197	103	52.3		77
2253	0	0	0.0		0
2293	4	3	75.0		0
2297	0	0	0.0		0
2707	57	34	59.6		22
2709	33	114	48.9		82
2711	22	133	48.9		90
2805	88	58	43.2		35
2850	0	0	0.0		0
2900	281	129	45.9		98
2903	346	162	46.8		110
3400	173	90	52.0		61
3401	264	107	40.5		86
3402	95	137	46.4		103
3403	261	91	34.9		69
3405	314	134	42.7		99
3406	281	126	44.8		102
3408	221	104	47.1		77
3410	209	99	47.4		77
3412	330	131	39.7		101
3414	261	140	53.6		90
3418	116	61	52.6		42
3451	0	0	0.0		0
3470	37	103	43.5		70
3471	247	95	38.8		74
3472	36	108	45.8		74
3601	193	73	40.4		59
3603	239	82	34.3		63
3605	38	107	45.0		73
3800	94	121	41.2		86
4150	0	0	0.0		0
4170	55	97	38.0		72
4174	156	50	32.1		32
4176	245	87	35.5		57
4178	4	7	50.0		0
4182	0	0	0.0		0

DIRECT PRIMARY ELECTION PLACER COUNTY, CA, JUNE 5, 1990

04

\*\* DEMOCRATIC OFFICES \*\*

		REGISTRATION	BALLOTS CAST	TURNOUT	ASSEMBLY DISTRICT - DEM	JOE BUONAIUTO
4184-MB	4184/86	14	6	42.9		
4190-MB	4190/92	5	2	40.0		
4200-CP	4200	184	87	47.3		
4201-CP	4201	216	75	34.7		
4203-CP	4203	209	88	42.1		
4205-CP	4205	183	64	35.0		
4207-CP	4207	235	69	29.4		
4209-CP	4209	274	105	38.3		
4211-CP	4211	43	125	36.4		
4213-CP	4213/15	294	111	37.8		
4250-CP	4250	0	0	0.0		
4252-MB	4252/53/54	15	3	20.0		
4254-MB	4254	25	4	16.0		
4255-CP	4255	0	0	0.0		
4256-CP	4256	0	0	0.0		
4270-CP	4270	64	16	25.0		
4291-MB	4291/92	27	16	59.3		
4293-CP	4293	0	0	0.0		
4300-CP	4300	177	77	43.5		
4350-MB	4350/52	30	20	66.7		
4354-MB	4354/56	47	25	53.2		
4355-MB	4355/57	5	4	80.0		
4358-MB	4358/60	9	2	22.2		
4370-CP	4370	199	87	43.7		
4372-CP	4372/74	233	124	53.2		
4374-MB	4374	300	15	5.0		
4376-CP	4376	215	96	44.7		
4600-CP	4600/4800	225	89	39.6		
4602-CP	4602/4604	303	128	42.2		
4604-CP	4604/02	193	75	38.9		
4606-CP	4606	208	90	43.3		
4608-CP	4608	112	42	37.5		
4610-CP	4610	121	63	52.1		
4612-CP	4612/24	208	80	38.5		
4614-CP	4614	93	40	43.0		
4616-CP	4616	213	94	44.1		
4618-CP	4618	170	68	40.0		
4620-CP	4620	206	89	43.2		
4622-CP	4622	176	75	42.6		
4626-CP	4626	150	57	38.0		
4650-MB	4650	3	3	100.0		
4800-CP	4800/4600	232	102	44.0		
ABSENTEE TOTALS		26530	2654	10.0	1905	
GRAND TOTALS		26530	13557	51.1	9871	

DIRECT PRIMARY ELECTION PLACER COUNTY, CA, JUNE 5, 1990

05 \*\*\*GRAND TOTALS

\* \* DEMOCRATIC OFFICES \* \*

	REGISTRATION	BALLOTS CAST	TURNOUT	ASSEMBLY 7TH DIST - DEM	CHRISTOPHER CARRILLO	NORMAN WATERS
PLACER COUNTY	14057	7208	51.3	1887	4745	
14TH CONGRESSIONAL	14057	7208	51.3	1887	4745	
1ST SENATE	14057	7208	51.3	1887	4745	
7TH ASSEMBLY	14057	7208	51.3	1887	4745	
1ST SUPERVISORIAL	146	55	37.7	19	32	
2ND SUPERVISORIAL	2433	1295	53.2	334	893	
3RD SUPERVISORIAL	4120	2211	53.7	548	1477	
4TH SUPERVISORIAL	1345	642	47.7	152	435	
5TH SUPERVISORIAL	6013	3005	50.0	834	1908	
AUBURN	0	0	0.0	0	0	
COLFAX	303	166	54.8	43	103	
LINCOLN	8	1	12.5			
LOOMIS	1217	572	47.0	141	386	
UNINCORPORATED AREA	12529	6469	51.6	1703	4255	

## DIRECT PRIMARY ELECTION PLACER COUNTY, CA, JUNE 5, 1990

05 \*\*\*ABSENTEE TOTALS

\* \* DEMOCRATIC OFFICES \* \*

	REGISTRATION	BALLOTS CAST	TURNOUT	ASSEMBLY 7TH DIST - DEM	CHRISTOPHER CARRILLO	NORMAN WATERS
PLACER COUNTY	14057	1178	8.4	300	779	
14TH CONGRESSIONAL	14057	1178	8.4	300	779	
1ST SENATE	14057	1178	8.4	300	779	
7TH ASSEMBLY	14057	1178	8.4	300	779	
1ST SUPERVISORIAL	146	0	0.0	0	0	
2ND SUPERVISORIAL	2433	183	7.5	34	134	
3RD SUPERVISORIAL	4120	425	10.3	102	287	
4TH SUPERVISORIAL	1345	100	7.4	22	72	
5TH SUPERVISORIAL	6013	470	7.8	142	286	
AUBURN	0	0	0.0	0	0	
COLFAX	303	18	5.9	6	10	
LINCOLN	8	0	0.0	0	0	
LOOMIS	1217	39	7.3	22	63	
UNINCORPORATED AREA	12529	1071	8.5	272	706	

DIRECT PRIMARY ELECTION PLACER COUNTY, CA, JUNE 5, 1990

05

\*\*\* DEMOCRATIC OFFICES \*\*\*

	REGISTRATION	BALLOTS CAST	TURNOUT	ASSEMBLY 7TH DISTRICT	CHRISTOPHER CARRILLO	NORMAN WATERS
1651-MB	1651/53/55	41	16	39.0	5	10
1657-MB	1657/59	89	30	33.7	12	16
1661-MB	1661	16	9	56.3		
2051-MB	2051	9	1	12.2		
2071-C	2071	2	95	45.2	27	55
2073-C	2073/75	357	144	40.3	46	89
2093-MB	2093/2851	228	11	39.3	2	8
2601-C	2601	278	116	41.7	34	80
2603-C	2603	234	182	50.0	14	63
2701-C	2701	239	125	52.3	22	97
2703-C	2703	246	104	42.3	30	68
2705-C	2705	300	138	46.0	36	95
2801-C	2801	181	99	54.7	30	64
2803-C	2803	173	76	43.9	25	48
2807-C	2807	249	121	48.6	34	81
2853-C	2853	0	0	0.0	0	0
4453-C	4453	0	0	0.0	0	0
4455-C	4455	0	0	0.0	0	0
6007-C	6007	171	84	49.1	25	48
6009-C	6009	173	75	43.4	19	49
6111-C	6111	172	58	33.7	15	37
613-C	613	301	102	33.9	28	61
615-C	615	153	58	37.9	16	41
617-C	617	256	96	37.5	30	63
619-C	619/27	131	131	49.8	31	88
621-C	621	182	82	45.1	21	57
623-C	623	227	77	34.5	17	53
625-C	625	133	39	29.3	4	32
6701-C	6701	227	127	51.1	38	80
6703-C	6703	153	67	43.8	16	47
751-MB	751/3890	377	33	68.8	3	22
802-C	802	363	166	45.7	38	111
804-C	804	159	80	50.3	28	50
805-C	805	118	95	50.0	15	39
901-C	901	322	143	43.7	30	100
905-C	905	200	83	40.3	22	57
907-C	907	238	113	47.5	30	76
909-C	909	163	77	47.2	20	52
4301-C	4301	183	71	38.8	19	45
4303-C	4303/05	95	95	39.9	26	56
4307-C	4307	98	98	38.4	20	70
4309-C	4309/13	267	107	40.1	26	75
4311-C	4311	271	112	41.3	28	77
4351-C	4351	0	0	0.0	0	0
4353-C	4353	0	0	0.0	0	0
4359-C	4359	0	0	0.0	0	0
4371-C	4371	118	54	45.8	10	36
4851-MB	4851/53	100	5	50.0		
4852-C	4852	0	0	0.0		
4855-C	4855	0	0	0.0		



DIRECT PRIMARY ELECTION PLACER COUNTY, CA, JUNE 5, 1990

05

\* \* DEMOCRATIC OFFICES \* \*

	REGISTRATION	BALLOTS CAST	TURNOUT	ASSEMBLY 7TH DISTRICT - CHRISTOPHER CARRILLO	NORMAN WATERS
5500-C	303	148	48.8	37	93
5550-C	00	00	0.0	0	00
5552-C	00	00	0.0	0	00
5570-C	231	96	41.6	36	56
5571-C	191	75	39.3	20	44
5573-C	253	103	40.7	26	71
5590-MB	68	40	58.8	13	21
5600-C	210	89	42.4	30	59
5602-C	337	115	35.2	25	87
5608-C	320	123	38.9	26	81
5610-C	226	123	54.3	26	53
5612-C	240	128	53.3	29	59
5700-C	226	116	51.3	23	50
5701-C	183	73	40.1	16	50
5702-C	239	102	42.7	29	66
5703-C	268	135	50.4	29	91
5704-C	155	66	40.0	16	47
5705-C	164	86	52.4	34	48
5800-C	174	81	46.6	20	56
5802-C	205	118	57.6	27	72
5853-MB	78	46	59.0	16	21
5902-C	159	57	35.8	15	35
5904-C	208	73	35.1	15	53
5906-C	171	38	22.2	14	18
5908-C	123	37	30.1	15	21
5910-C	197	67	34.0	23	41
5912-C	119	45	37.8	11	31
5916-C	163	70	42.9	21	42
5918-C	192	72	37.5	26	35
5920-C	79	35	44.3	6	32
5922-C	245	92	37.6	27	56
5924-C	188	71	37.8	23	42
5926-C	166	50	30.1	23	21
5952-MB	43	22	51.2	9	7
ABSENTEE TOTALS	14057	1178	8.4	300	779
GRAND TOTALS	14057	7208	51.3	1887	4745

DIRECT PRIMARY ELECTION PLACER COUNTY, CA, JUNE 5, 1990

06 \*\*\*GRAND TOTALS

\* \* REPUBLICAN OFFICES \* \*

	REGISTRATION	BALLOTS CAST	TURNOUT	GONNARD BULLOCK GOVERNOR - REEP	DAVID WILLIAMS	PETE WILSON	JEFFREY GREENE	LT MARIAN BERGESSON GOVERNOR - REEP	JOHN SEYMOUR	SEC OF STATE JOAN FLORES	GORDON LEVY	CONTROLLER MATT FONG - REEP
PLACER COUNTY	40918	21292	52.0	498	949	17747	1011	9948	8839	7561	10515	16216
14TH CONGRESSIONAL	40918	21292	52.0	498	949	17747	1011	9948	8839	7561	10515	16216
1ST SENATE	40918	21292	52.0	498	949	17747	1011	9948	8839	7561	10515	16216
5TH ASSEMBLY	27397	14044	51.3	308	623	11753	698	6603	5809	4999	6922	10768
7TH ASSEMBLY	13521	7248	53.6	190	326	5994	313	3345	3030	2562	3593	5448
1ST SUPERVISORIAL	10215	4963	48.6	105	213	4167	268	2308	2088	1725	2514	3885
2ND SUPERVISORIAL	7372	4068	55.2	115	183	3387	178	2022	1605	1568	1943	3126
3RD SUPERVISORIAL	8973	5134	57.2	115	238	4236	241	2374	2125	1805	2489	3797
4TH SUPERVISORIAL	8942	4274	47.8	87	185	3593	222	2011	1761	1464	2156	3276
5TH SUPERVISORIAL	5416	2853	52.7	76	130	2364	102	1233	1260	999	1413	2132
AUBURN	2923	1738	59.5	45	74	1443	74	800	725	625	815	1285
COLFAX	198	115	58.1	0	5	97	4	51	53	39	64	86
LINCOLN	1057	542	51.3	24	30	423	29	242	229	196	262	427
ROCKLIN	4578	2231	48.7	37	105	1866	126	1178	812	841	1085	1700
ROSEVILLE	9493	4567	48.1	89	190	3848	244	2113	1926	1604	2292	3579
LOOMIS	1284	590	46.0	13	26	491	32	288	234	193	315	464
UNINCORPORATED AREA	21385	11509	53.8	290	519	9579	502	5276	4860	4063	5682	8675

DIRECT PRIMARY ELECTION PLACER COUNTY, CA, JUNE 5, 1990

06 \*\*\*ABSENTEE TOTALS

\*\*\* REPUBLICAN OFFICES \*\*\*

	REGISTRATION	BALLOTS CAST	TURNOUT	DONALD BULLOCK GOVERNOR - REP	DAVID WILLIAMS	PETE WILSON	JEFFREY GREENE	MARIAN BEERGESSON LT GOVERNOR - REP	JOHN SEYMOUR	JOAN FLORES SEC OF STATE - REP	GORDON LEVY	MATT FONG CONTROLLER - REP
PLACER COUNTY	40918	4122	10.1	83	169	3540	148	1776	1869	1205	2292	3122
14TH CONGRESSIONAL	40918	4122	10.1	83	169	3540	148	1776	1869	1205	2292	3122
1ST SENATE	40918	4122	10.1	83	169	3540	148	1776	1869	1205	2292	3122
5TH ASSEMBLY	27397	2718	9.9	56	118	2332	100	1180	1226	786	1520	2066
7TH ASSEMBLY	13521	1404	10.4	27	51	1208	48	596	643	419	772	1056
1ST SUPERVISORIAL	10215	949	9.3	24	37	813	40	425	420	264	533	729
2ND SUPERVISORIAL	7372	656	8.9	18	38	554	19	289	289	186	374	501
3RD SUPERVISORIAL	8973	1165	13.0	19	42	1004	42	491	539	354	628	868
4TH SUPERVISORIAL	8942	753	8.4	12	33	643	32	332	337	225	421	586
5TH SUPERVISORIAL	5416	599	11.1	10	19	526	15	239	284	176	336	438
AUBURN	2923	423	14.5	7	12	372	13	175	197	120	234	310
COLFAX	198	21	10.6	0	0	19	0	9	12	5	12	10
LINCOLN	1057	93	8.8	5	7	71	2	27	53	18	59	69
ROCKLIN	4573	423	9.2	8	17	370	16	192	181	124	246	327
ROSEVILLE	9493	897	9.4	19	32	772	40	402	395	249	503	688
LOOMIS	1284	91	7.1	2	4	73	7	41	42	23	54	79
UNINCORPORATED AREA	21390	2174	10.2	42	97	1863	70	930	989	666	1184	1639

DIRECT PRIMARY ELECTION PLACER COUNTY, CA, JUNE 5, 1990

06

\* \* REPUBLICAN OFFICES \* \*

	REGISTRATION	BALLOTS CAST	TURNOUT	DONALD BULLOCK GOVERNOR	DAVID WILLIAMS	PETE WILSON	JEFFREY GREENE	L. MARIAN BERGERSON GOVERNOR	JOHN SEYMOUR	JOAN FLORES STATE	GORDON LEVY	MATT FONG CONTROLLER
11000	298	124	41			10		63	50	52	61	103
11001	124	53	42			4		17	29	18	27	43
11002	367	122	33			9		71	40	40	66	98
11003	232	102	43			9		39	47	27	60	80
11004	133	49	36			1		55	21	18	27	40
11005	355	103	28			4		18	18	33	21	30
11006	224	79	34			5	10	77	38	33	41	62
11007	188	100	55			8		30	22	48	36	77
11008	183	64	35			8		30	28	28	29	50
11100	191	72	37			4		79	35	37	31	64
11101	185	66	36			8		43	27	13	41	48
11102	218	95	44			3		23	46	40	45	75
11103	190	88	46			7		33	31	29	45	63
11104	197	106	53			8		57	38	42	51	91
11106	380	141	71			1		49	64	43	68	103
11107	228	104	45			8		59	64	48	68	83
11108	346	124	36			1		55	53	46	65	104
11109	136	44	34			3		23	33	15	22	40
11120	91	27	9			4		15	17	10	17	25
11121	142	43	33			2		20	12	17	15	29
11122	252	79	31			3	10	55	27	34	35	61
11123	201	84	41			6		39	35	33	42	69
11124	357	149	57			1		69	64	43	84	126
11126	115	71	41			2		77	32	30	38	59
11127	147	45	30			1		99	11	17	19	28
11128	360	157	60			1		59	76	50	79	117
11129	113	43	31			5		17	21	15	24	33
11130	322	117	33			1		57	47	48	52	93
11131	171	62	33			5		22	31	21	32	51
11133	201	88	38			5		26	35	23	32	59
11134	242	113	44			7		51	55	27	38	57
11136	400	162	55		1	1		55	56	65	64	124
11137	320	156	58			4		66	74	54	80	120
11139	179	99	38			4		51	41	33	54	78
11141	199	50	11			7		55	21	24	23	37
11145	130	53	8			8		31	19	28	23	42
11147	411	133	33			1	10	66	50	48	63	107
11150	0	0	0			0		0	0	0	0	0
11151	0	0	0			0		0	0	0	0	0
11153	2	2	0			0		0	0	0	0	0
11170	118	43	10			2		25	16	19	19	32
11172	44	22	0			2		3	9	6	13	18
1181	423	139	38			3		13	57	53	62	108
1183	466	151	55			1		17	79	60	90	139
1187	272	92	77			1		42	40	29	52	73
1190	49	18	6			1		4	8	8	6	13
1191	0	0	0			0		0	0	0	0	0
1601	188	99	11			0		53	39	29	58	75
1603	194	103	11			6		48	40	33	54	80
1651	44	23	3			2		10	12	5	16	19

DIRECT PRIMARY ELECTION PLACER COUNTY, CA, JUNE 5, 1990

06

\* \* REPUBLICAN OFFICES \* \*

	REGISTRATION	BALLOTS CAST	TURNOUT	DONALD BULLOCK GOVERNOR	DAVID WILLIAMS	PETE WILSON	JEFFREY GREENE	MARIAN BERGESON GOVERNOR	JOHN SEYMOUR	JOAN FLORES STATE	GORDON LEVY	MATT FONG CONROLLER
1657-MB	61	23	37	0	2	17	0	12	9	3	17	19
1661-MB	24	14	58	0	0	0	0	7	0	0	0	9
2001-CPP	215	94	44	0	5	75	11	49	3	44	35	76
2003-CPP	151	82	54	0	3	68	4	35	3	35	32	66
2005-CPP	185	68	36	0	6	53	2	34	2	27	28	56
2007-CPP	236	94	40	0	5	73	7	45	3	35	51	71
2009-CPP	264	107	40	0	5	80	7	48	4	35	54	85
2051-MB	0	0	0	0	0	0	0	0	0	0	0	0
2053-CPP	0	0	0	0	0	0	0	0	0	0	0	0
2071-CPP	0	0	0	0	0	0	0	0	0	0	0	0
2073-CPP	301	146	48	13	5	62	8	40	3	29	46	65
2091-MB	61	33	54	0	1	125	0	59	6	63	18	22
2093-MB	39	35	89	0	0	30	0	8	2	14	12	17
2201-CPP	287	133	46	0	0	150	0	12	3	6	5	10
2207-CPP	367	193	52	0	0	66	0	8	2	6	5	15
2209-CPP	236	97	41	0	0	73	1	5	1	3	5	7
2211-CPP	203	79	38	0	0	66	0	4	1	2	3	5
2215-CPP	383	166	43	0	0	80	0	8	5	6	7	11
2217-CPP	383	166	43	0	0	80	0	8	5	6	7	11
2219-CPP	405	166	41	0	0	80	0	9	5	7	8	11
2221-CPP	348	143	41	0	0	79	0	4	5	6	7	10
2253-CPP	0	0	0	0	0	0	0	0	0	0	0	0
2291-CPP	0	0	0	0	0	0	0	0	0	0	0	0
2293-MB	0	0	0	0	0	0	0	0	0	0	0	0
2297-CPP	0	0	0	0	0	0	0	0	0	0	0	0
2601-CPP	270	119	44	0	0	102	0	5	8	4	6	9
2603-CPP	179	92	51	0	0	80	0	5	5	3	4	7
2701-CPP	205	106	51	0	0	89	0	4	5	3	5	8
2703-CPP	229	150	66	0	0	120	0	8	5	4	6	11
2705-CPP	278	133	48	0	0	113	0	6	5	4	6	10
2707-CPP	69	35	50	0	0	28	0	2	2	1	1	2
2709-CPP	287	151	52	0	0	124	0	7	5	4	6	11
2711-CPP	211	113	52	0	0	98	0	6	5	4	6	10
2801-CPP	229	113	49	0	0	92	0	3	3	2	3	5
2803-CPP	163	72	44	0	0	57	0	0	0	0	0	0
2805-CPP	125	54	43	0	0	40	0	0	0	0	0	0
2807-CPP	219	112	51	0	0	98	0	5	5	4	5	8
2850-CPP	0	0	0	0	0	0	0	0	0	0	0	0
2853-CPP	0	0	0	0	0	0	0	0	0	0	0	0
2900-CPP	244	12	5	0	0	10	0	6	4	4	4	8
2903-CPP	294	158	53	0	0	135	0	5	7	6	7	11
3400-CPP	230	109	47	0	0	95	0	4	4	3	5	8
3401-CPP	234	109	46	0	0	82	0	2	4	4	5	8
3402-CPP	295	139	47	0	0	101	0	6	5	5	6	10
3403-CPP	248	106	42	0	0	82	0	0	0	0	0	0
3405-CPP	385	182	47	0	0	161	1	7	6	7	8	14
3406-CPP	314	153	48	0	0	128	0	7	6	7	8	13
3408-CPP	254	138	54	0	0	119	0	6	5	5	5	10
3410-CPP	135	44	33	0	0	37	0	2	1	2	1	3
3412-CPP	283	113	39	0	0	83	0	6	3	3	4	8

DIRECT PRIMARY ELECTION PLACER COUNTY, CA, JUNE 5, 1990

06

\* \* REPUBLICAN OFFICES \* \*

	REGISTRATION	BALLOTS CAST	TURNOUT	GVERNOR JERRY BROWN	DONALD BUCKLE	DAVID WILLIAMS	PETE WILSON	JERRY GREENE	MARRIAN BROWN	JOHN SEYMOUR	STATE OF FLORIDA JAN LEVY	CONTR MATT FONG
4414	253	113	44	4	4	90	5	48	46	42	50	84
4418	292	109	37	0	0	93	5	42	50	39	44	81
4455	000	000	00	0	0	00	00	00	00	00	00	00
4455	000	000	00	0	0	00	00	00	00	00	00	00
4455	000	000	00	0	0	00	00	00	00	00	00	00
4470	214	104	48	1	0	82	4	50	43	41	51	81
4471	263	115	43	0	0	99	4	47	54	37	63	92
4472	199	74	37	0	0	75	4	41	46	11	40	64
4473	200	74	37	0	0	61	4	47	46	7	40	64
4473	213	80	37	0	0	66	4	47	46	7	40	60
4474	224	99	40	0	0	75	4	47	46	7	46	72
4475	208	95	45	0	0	76	4	48	47	3	50	76
4476	224	90	40	0	0	75	4	47	46	7	46	72
4477	207	95	45	0	0	76	4	48	47	3	50	76
4478	209	90	42	0	0	75	4	47	46	7	46	72
4479	149	56	38	0	0	43	4	48	47	3	44	41
4480	114	44	19	0	0	34	4	18	19	17	21	29
4481	114	44	19	0	0	34	4	18	19	17	21	29
4482	300	105	44	0	0	79	4	62	36	38	54	85
4483	290	144	49	0	0	121	4	49	73	40	69	96
4484	206	88	42	0	0	77	4	38	34	32	43	59
4485	280	1	43	0	0	95	4	51	51	53	48	78
4486	154	64	31	0	0	57	4	29	29	24	29	51
4487	291	124	42	0	0	99	4	69	39	43	64	89
4488	154	68	32	0	0	46	4	25	25	27	33	54
4489	154	68	32	0	0	46	4	25	25	27	33	54
4490	323	155	47	0	0	123	4	66	66	67	64	106
4491	323	155	47	0	0	124	4	66	66	67	64	124
4492	176	75	42	0	0	66	4	33	33	21	39	55
4493	257	142	50	0	0	109	4	59	59	56	56	102
4494	297	111	40	0	0	101	4	62	62	43	63	91
4495	252	112	38	0	0	106	4	68	68	41	64	93
4496	242	101	41	0	0	82	4	63	63	33	50	74
4497	204	105	51	0	0	91	4	51	51	41	47	75
4498	000	000	00	0	0	00	00	00	00	00	00	00
4499	248	88	33	0	0	69	4	40	30	34	38	60
4500	268	85	31	0	0	79	4	44	32	26	50	63
4501	330	113	34	0	0	93	4	67	37	39	64	94
4502	14	7	5	0	0	0	0	0	0	0	0	0
4503	0	0	0	0	0	0	0	0	0	0	0	0
4504	0	0	0	0	0	0	0	0	0	0	0	0
4505	28	18	6	0	0	15	0	7	9	4	11	15
4506	2	0	0	0	0	0	0	0	0	0	0	0
4507	243	10	4	0	0	8	0	5	4	3	5	7
4508	239	88	36	0	0	69	0	49	33	36	37	68
4509	188	64	24	0	0	56	0	36	25	17	41	49
4510	137	48	18	0	0	37	0	28	14	17	23	33
4511	139	56	20	0	0	42	0	29	17	22	26	41
4512	229	79	30	0	0	57	0	39	24	30	28	50
4513	341	150	23	0	0	70	0	30	58	30	34	60
4514	439	150	34	0	0	111	0	74	58	47	76	115
4515	0	0	0	0	0	0	0	0	0	0	0	0
4516	0	0	0	0	0	0	0	0	0	0	0	0
4517	0	0	0	0	0	0	0	0	0	0	0	0
4518	13	7	5	0	0	8	0	0	0	0	0	0



DIRECT PRIMARY ELECTION PLACER COUNTY, CA, JUNE 5, 1990

06

\*\*\* REPUBLICAN OFFICES \*\*\*

	REGISTRATION	BALLOTS CAST	TURNOUT	GVERNOR PER	DONALD BULLOCK	DAVID WILLIAMS	PETE WILSON	JEFFREY GREENE	LT GOVERNOR MARIAN BERGESON	JOHN SEYMOUR	SEC OF STATE JOAN FLORES	GORDON LEVY	CONTROLLER MATT FONG
55602	194	72	37	6	5	53	6	31	34	28	34	60	
56008	225	120	53	1	3	105	2	59	30	45	35	87	
56100	114	57	50	5	4	41	8	27	2	26	2	38	
56112	245	132	53	4	4	109	2	69	5	47	5	104	
57000	185	82	44	4	3	68	3	50	3	29	4	69	
57001	208	104	50	1	3	87	4	40	3	29	5	67	
57002	243	95	39	9	3	73	4	44	4	38	4	68	
57003	252	118	46	3	7	95	3	48	5	39	6	92	
57004	128	53	41	3	1	46	1	30	2	18	2	39	
57005	154	70	45	3	4	57	5	33	2	27	2	53	
58000	170	55	43	4	5	38	4	15	3	13	4	43	
58002	170	82	48	4	5	65	4	33	3	24	4	65	
58533 /5950	75	33	44	0	1	29	0	12	1	11	1	25	
59002	168	33	27	2	2	56	1	23	2	27	2	41	
59004	251	70	22	2	2	56	1	30	3	29	3	56	
59006	136	32	33	2	2	27	2	11	1	17	1	22	
59008	99	23	22	0	0	16	1	6	1	5	1	16	
59100	213	85	39	0	0	70	0	28	4	35	3	59	
59112	142	49	33	1	1	39	2	23	4	14	2	30	
59116	246	89	36	0	0	75	2	38	4	30	4	73	
59118	212	71	33	0	0	61	1	28	4	31	4	53	
59200	65	22	33	0	0	15	2	10	3	10	2	15	
59222	189	72	38	2	3	67	0	37	2	36	2	56	
59224	202	91	45	4	6	77	0	36	4	41	3	74	
59226	182	58	31	4	2	48	4	25	2	24	2	42	
59522 /54/02	68	30	44	0	2	24	0	8	1	9	1	23	
ABSENTEE TOTALS	40918	4122	10.1	83	169	3540	148	1776	1869	1205	2292	3122	
GRAND TOTALS	40918	21292	52.0	498	949	17747	1011	9948	8839	7561	10515	16216	



DIRECT PRIMARY ELECTION PLACER COUNTY, CA, JUNE 5, 1990

07 \*\*\*GRAND TOTALS

\*\*\* REPUBLICAN OFFICES \*\*\*

	REGISTRATION	BALLOTS CAST	TURNOUT	TREASURER ANGELA BUCHANAN	THOMAS HAYES	ATTORNEY GENERAL DANIEL LUNGRIN	INSURANCE COMMISSIONER THOMAS SKORNIJA	WES BANNISTER	JOHN PARISE	JOSEPH DUNLOP	JOHN HARDEEN
PLACER COUNTY	40918	21292	52.0	7165	11472	17082	2730	5754	3390	1047	3662
14TH CONGRESSIONAL	40918	21292	52.0	7165	11472	17082	2730	5754	3390	1047	3662
1ST SENATE	40918	21292	52.0	7165	11472	17082	2730	5754	3390	1047	3662
5TH ASSEMBLY	27397	14044	51.3	4651	7698	11362	1961	3719	2068	623	2535
7TH ASSEMBLY	13521	7248	53.6	2514	3774	5720	769	2035	1322	424	1127
1ST SUPERVISORIAL	10215	4963	48.6	1648	2752	4099	692	1265	774	237	916
2ND SUPERVISORIAL	7372	4068	55.2	1351	2206	3253	617	1116	592	187	652
3RD SUPERVISORIAL	8973	5134	57.2	1782	2663	4043	577	1334	855	266	925
4TH SUPERVISORIAL	8942	4274	47.8	1390	2387	3468	538	1244	637	180	746
5TH SUPERVISORIAL	5416	2853	52.7	994	1464	2219	306	795	532	177	423
AUBURN	2923	1738	59.5	580	920	1359	227	419	251	88	322
COLFAX	198	115	58.1	40	64	88	14	32	22	8	14
LINCOLN	1057	542	51.3	180	292	443	72	161	67	24	86
ROCKLIN	4578	2231	48.7	769	1190	1768	361	606	317	96	390
ROSEVILLE	9493	4567	48.1	1487	2562	3779	652	1121	739	214	850
LOOMIS	1284	590	46.0	204	317	486	54	178	99	36	96
UNINCORPORATED AREA	21385	11509	53.8	3905	6127	9159	1350	3237	1895	581	1904

DIRECT PRIMARY ELECTION PLACER COUNTY, CA, JUNE 5, 1990

07 \*\*\*ABSENTEE TOTALS

\*\* REPUBLICAN OFFICES \*\*

	REGISTRATION	BALLOTS CAST	TURNOUT	TREASURER - ANGELA BUCHANAN	THOMAS HAYES	ATTORNEY GENERAL - DANIEL LUNGREEN	INSURANCE COMMISSIONER - THOMAS SKORNIJA	WES BANNISTER	JOHN PARISE	JOSEPH DUNLOP	JOHN HARDEN
PLACER COUNTY	40918	4122	10.1	1135	2515	3333	495	1098	542	219	836
14TH CONGRESSIONAL	40918	4122	10.1	1135	2515	3333	495	1098	542	219	836
1ST SENATE	40918	4122	10.1	1135	2515	3333	495	1098	542	219	836
5TH ASSEMBLY	27397	2718	9.9	718	1703	2211	364	683	327	133	599
7TH ASSEMBLY	13521	1404	10.4	417	812	1122	131	415	215	86	237
1ST SUPERVISORIAL	10215	949	9.3	251	599	791	136	217	120	54	210
2ND SUPERVISORIAL	7372	656	8.9	177	410	533	76	178	80	38	118
3RD SUPERVISORIAL	8973	1165	13.0	331	684	934	118	304	166	64	240
4TH SUPERVISORIAL	8942	753	8.4	192	481	604	100	217	91	27	172
5TH SUPERVISORIAL	5416	599	11.1	184	341	471	65	182	85	36	96
AUBURN	2923	423	14.5	114	251	336	54	105	55	21	85
COLFAX	198	21	10.6	4	15	11	2	9	1	0	2
LINCOLN	1057	93	8.8	21	60	71	8	28	10	3	14
ROCKLIN	4573	423	9.2	111	266	346	63	113	41	26	97
ROSEVILLE	9493	897	9.4	231	571	747	129	199	119	48	200
LOOMIS	1284	91	7.1	25	58	80	9	27	18	5	18
UNINCORPORATED AREA	21390	2174	10.2	629	1294	1742	230	617	298	116	420

DIRECT PRIMARY ELECTION PLACER COUNTY, CA, JUNE 5, 1990

\*\*\* REPUBLICAN OFFICES \*\*\*

-07

		REGISTRATION	BALLOTS CAST	TURNOUT	TREASURER - ANGELA BUCHANAN	THOMAS HAYES	ATTORNEY GENERAL - DANIEL LUNGREN	INSURANCE COMMISSIONER - THOMAS SKORNIJA	WES BANNISTER	JOHN PARRISE	JOSEPH DUNLOP	JOHN HARDEFEN
1100-CP	1100	298	124	41.6	50	66	110	23	27	26	4	17
1101-CP	1101	124	53	42.7	21	25	47	9	14	8	2	13
1102-CP	1102	367	122	33.2	39	68	106	13	28	22	5	24
1103-CP	1103	232	102	44.0	34	53	86	9	26	11	5	23
1104-CP	1104	133	49	36.8	18	25	41	6	14	7	1	13
1105-CP	1105	157	39	24.8	20	17	32	4	9	10	1	10
1106-CP	1106	224	79	35.3	41	41	69	7	17	15	8	15
1107-CP	1107	188	100	53.2	26	35	83	1	13	26	5	17
1108-CP	1108	183	64	35.0	22	40	50	8	21	5	3	16
1110-CP	1110	191	76	39.8	32	35	69	10	15	14	7	11
1111-CP	1111	185	64	34.6	24	41	51	4	18	16	1	11
1112-CP	1112	218	95	43.6	26	51	81	12	32	14	3	15
1113-CP	1113	190	88	46.3	27	61	69	8	24	11	4	16
1114-CP	1114	197	106	53.8	26	57	91	15	26	20	0	17
1116-CP	1116	380	141	37.1	38	82	116	23	24	24	6	22
1117-CP	1117	228	104	45.6	39	51	84	12	30	22	7	20
1118-CP	1118	346	124	35.8	42	73	109	14	32	23	14	20
1119-CP	1119	136	44	32.4	16	23	37	7	12	7	1	5
1120-CP	1120	91	27	29.7	12	14	25	3	7	4	6	3
1121-CP	1121	142	43	30.3	15	18	31	4	12	6	2	7
1122-CP	1122	252	79	31.3	44	26	62	10	26	10	2	15
1123-CP	1123	201	84	41.8	32	45	68	7	27	15	4	21
1124-CP	1124	357	149	41.7	47	84	127	7	40	15	5	40
1126-CP	1126	115	71	61.7	19	48	60	10	14	16	1	20
1127-CP	1127	147	45	30.6	17	18	30	8	12	4	4	9
1128-CP	1128	360	157	43.6	45	84	119	33	40	21	0	16
1129-CP	1129	113	43	38.1	16	24	37	5	14	4	1	14
1130-CP	1130	322	117	36.3	35	70	98	18	30	28	4	19
1131-CP	1131	171	62	36.3	23	32	51	10	15	11	3	10
1133-CP	1133	201	68	33.8	16	46	60	11	21	8	4	12
1134-CP	1134/38	242	81	33.5	25	42	60	15	14	10	4	17
1136-CP	1136/32	400	162	40.5	47	94	128	27	25	33	7	23
1137-CP	1137	320	156	48.8	43	95	125	22	42	24	10	26
1139-CP	1139	179	99	55.3	28	65	86	25	24	12	1	21
1141-CP	1141	199	50	25.1	22	19	39	8	12	8	3	9
1145-CP	1145	130	53	40.8	22	29	44	4	17	12	4	12
1147-CP	1147/49	411	136	33.1	39	75	110	11	32	23	7	21
1150-CP	1150	0	0	0.0	0	0	0	0	0	0	0	0
1151-CP	1151	0	0	0.0	0	0	0	0	0	0	0	0
1153-MB	1153	2	2	100.0	0	0	0	0	0	0	0	0
1170-CP	1170	118	43	36.4	19	20	34	5	14	4	2	7
1172-CP	1172	44	22	50.0	6	13	18	3	5	2	2	6
1181-CP	1181/43	423	139	32.9	59	61	111	17	40	27	5	15
1183-CP	1183/35	466	181	38.8	64	93	149	40	51	25	6	29
1187-CP	1187	272	92	33.8	31	49	79	12	23	21	1	12
1190-MB	1190/92	49	18	36.7	7	7	13	4	4	0	0	2
1191-CP	1191	0	0	0.0	0	0	0	0	0	0	0	0
1601-CP	1601	188	98	52.1	44	46	81	9	34	15	0	19
1603-CP	1603	194	103	53.1	45	45	83	4	44	9	3	14
1651-MB	1651/53/55	44	23	52.3	10	12	18	1	12	3	2	2

DIRECT PRIMARY ELECTION PLACER COUNTY, CA, JUNE 5, 1990

\* \* REPUBLICAN OFFICES \* \*

REGISTRATION	BALLOTS CAST	TURNOUT	TREASURER - ANGELO BUCHANAN	THOMAS HAYES	ATTORNEY GENERAL - DANIEL LUNGREEN	INSURANCE COMMISSIONER - THOMAS SKORNIJA	WES BANNISTER	JOHN PARRISE	JOSEPH DUNLOP	JOHN HARDEN
1657-MB 1657/59	61	23	37	6	19	1	10	1	2	4
1661-MB 1661	24	14	38	4	10	6	3	0	0	2
2001-CPP 2001	215	94	43	40	82	9	24	13	6	18
2003-CPP 2003	151	82	46	24	66	10	21	14	2	7
2005-CPP 2005	185	68	36	20	58	9	18	8	4	18
2007-CPP 2007/11	236	94	40	40	78	22	23	13	5	18
2009-CPP 2009/13	264	107	40	34	85	14	44	8	4	11
2051-MB 2051	6	4	6							
2053-CPP 2053	0	0	0							
2071-CPP 2071	201	88	43	28	64	6	23	13	7	17
2073-CPP 2073/75	301	146	48	37	124	20	37	32	10	23
2091-MB 2091/95	61	35	39	9	29	7	10	6	0	10
2093-CPP 2093/2851	39	23	59	3	16	5	5	1	1	4
2201-CPP 2201	287	139	48	64	106	26	33	26	2	22
2207-CPP 2207	367	193	52	71	152	31	51	33	10	30
2209-CPP 2209	236	97	41	77	86	15	24	9	2	29
2211-CPP 2211	203	79	38	26	60	15	24	10	2	9
2215-CPP 2215/03	381	165	43	62	137	48	27	18	6	26
2217-CPP 2217	383	166	44	62	122	29	30	29	6	27
2219-CPP 2219/05	405	162	40	51	135	32	39	24	7	16
2221-CPP 2221/13	348	143	41	49	107	25	38	20	4	21
2223-CPP 2223	0	0	0	0	0	0	0	0	0	0
2225-CPP 2225	1	0	0	0	0	0	0	0	0	0
2229-MB 2229/95	0	0	0	0	0	0	0	0	0	0
2291-CPP 2291	0	0	0	0	0	0	0	0	0	0
2293-CPP 2293/95	0	0	0	0	0	0	0	0	0	0
2297-CPP 2297	0	0	0	0	0	0	0	0	0	0
2601-CPP 2601	270	119	44	51	97	15	22	24	10	20
2603-CPP 2603	179	92	51	31	75	5	17	22	5	17
2701-CPP 2701	205	106	45	39	85	14	27	14	8	12
2703-CPP 2703	329	150	45	58	122	18	40	27	9	20
2705-CPP 2705	278	130	46	45	111	18	48	26	9	23
2707-CPP 2707	69	35	50	15	27	8	15	1	0	5
2709-CPP 2709	287	151	50	49	118	32	33	13	8	15
2711-CPP 2711	221	113	53	42	92	17	32	13	3	17
2801-CPP 2801	229	113	49	39	84	22	27	18	1	12
2803-CPP 2803	163	72	44	22	57	6	28	11	4	10
2805-CPP 2805	125	54	43	19	46	10	14	9	1	11
2807-CPP 2807	219	112	51	28	90	19	26	17	3	20
2850-CPP 2850	0	0	0	0	0	0	0	0	0	0
2853-CPP 2853	0	0	0	0	0	0	0	0	0	0
2900-CPP 2900	244	122	50	0	90	15	0	15	5	20
2903-CPP 2903/05	394	158	50	48	119	19	31	20	5	33
3400-CPP 3400	230	109	47	29	89	15	29	9	3	19
3401-CPP 3401	234	109	46	49	80	20	28	24	9	15
3402-CPP 3402	295	139	47	43	108	20	40	24	9	17
3403-CPP 3403	248	106	42	40	84	9	22	17	8	25
3405-CPP 3405	385	182	47	65	149	28	44	30	7	36
3406-CPP 3406	314	153	48	59	124	18	36	30	8	34
3408-CPP 3408	254	138	34	43	111	16	37	17	7	27
3410-CPP 3410	135	44	32	16	29	5	9	10	2	5
3412-CPP 3412/16	283	113	39	37	81	18	26	15	8	17

DIRECT PRIMARY ELECTION PLACER COUNTY, CA, JUNE 5, 1990

\* \* REPUBLICAN OFFICES \* \*

07

	REGISTRATION	BALLOTS CAST	TURNOUT	TREASURER - ANGELA BUCHANAN	THOMAS HAYES	ATTORNEY GENERAL - DANIEL LUNGREN	INSURANCE COMMISSIONER - THOMAS SKORNIKA	WRITERS BANNISTER	JOHN PARTIS	JOSEPH DUNLOP	JOHN HARDEN
34184	253	113	44	43	52	89	11	25	16	9	16
34185	292	109	37	42	47	79	13	18	19	11	26
34186	0	0	0	0	0	0	0	0	0	0	0
34187	0	0	0	0	0	0	0	0	0	0	0
34188	0	0	0	0	0	0	0	0	0	0	0
34189	0	0	0	0	0	0	0	0	0	0	0
34190	214	104	44	44	48	87	19	33	13	5	14
34191	263	115	44	33	71	95	16	66	17	16	16
34192	199	91	33	17	43	64	8	14	11	2	5
34193	200	74	33	18	43	57	8	20	10	3	5
34194	213	80	33	22	39	62	10	18	13	18	18
34195	224	99	44	22	46	86	11	28	21	19	19
34196	208	99	44	22	43	71	5	27	20	16	20
34197	208	99	44	22	50	79	5	27	16	14	14
34198	208	99	44	22	50	79	5	27	16	14	14
34199	208	99	44	22	50	79	5	27	16	14	14
34200	208	99	44	22	50	79	5	27	16	14	14
34201	208	99	44	22	50	79	5	27	16	14	14
34202	208	99	44	22	50	79	5	27	16	14	14
34203	208	99	44	22	50	79	5	27	16	14	14
34204	208	99	44	22	50	79	5	27	16	14	14
34205	208	99	44	22	50	79	5	27	16	14	14
34206	208	99	44	22	50	79	5	27	16	14	14
34207	208	99	44	22	50	79	5	27	16	14	14
34208	208	99	44	22	50	79	5	27	16	14	14
34209	208	99	44	22	50	79	5	27	16	14	14
34210	208	99	44	22	50	79	5	27	16	14	14
34211	208	99	44	22	50	79	5	27	16	14	14
34212	208	99	44	22	50	79	5	27	16	14	14
34213	208	99	44	22	50	79	5	27	16	14	14
34214	208	99	44	22	50	79	5	27	16	14	14
34215	208	99	44	22	50	79	5	27	16	14	14
34216	208	99	44	22	50	79	5	27	16	14	14
34217	208	99	44	22	50	79	5	27	16	14	14
34218	208	99	44	22	50	79	5	27	16	14	14
34219	208	99	44	22	50	79	5	27	16	14	14
34220	208	99	44	22	50	79	5	27	16	14	14
34221	208	99	44	22	50	79	5	27	16	14	14
34222	208	99	44	22	50	79	5	27	16	14	14
34223	208	99	44	22	50	79	5	27	16	14	14
34224	208	99	44	22	50	79	5	27	16	14	14
34225	208	99	44	22	50	79	5	27	16	14	14
34226	208	99	44	22	50	79	5	27	16	14	14
34227	208	99	44	22	50	79	5	27	16	14	14
34228	208	99	44	22	50	79	5	27	16	14	14
34229	208	99	44	22	50	79	5	27	16	14	14
34230	208	99	44	22	50	79	5	27	16	14	14
34231	208	99	44	22	50	79	5	27	16	14	14
34232	208	99	44	22	50	79	5	27	16	14	14
34233	208	99	44	22	50	79	5	27	16	14	14
34234	208	99	44	22	50	79	5	27	16	14	14
34235	208	99	44	22	50	79	5	27	16	14	14
34236	208	99	44	22	50	79	5	27	16	14	14
34237	208	99	44	22	50	79	5	27	16	14	14
34238	208	99	44	22	50	79	5	27	16	14	14
34239	208	99	44	22	50	79	5	27	16	14	14
34240	208	99	44	22	50	79	5	27	16	14	14
34241	208	99	44	22	50	79	5	27	16	14	14
34242	208	99	44	22	50	79	5	27	16	14	14
34243	208	99	44	22	50	79	5	27	16	14	14
34244	208	99	44	22	50	79	5	27	16	14	14
34245	208	99	44	22	50	79	5	27	16	14	14
34246	208	99	44	22	50	79	5	27	16	14	14
34247	208	99	44	22	50	79	5	27	16	14	14
34248	208	99	44	22	50	79	5	27	16	14	14
34249	208	99	44	22	50	79	5	27	16	14	14
34250	208	99	44	22	50	79	5	27	16	14	14
34251	208	99	44	22	50	79	5	27	16	14	14
34252	208	99	44	22	50	79	5	27	16	14	14

DIRECT PRIMARY ELECTION PLACER COUNTY, CA, JUNE 5, 1990

\* \* REPUBLICAN OFFICES \* \*

07

		REGISTRATION	BALLOTS CAST	TURNOUT	ANGELA BUCHANAN TREASURER - REP	THOMAS HAYES	DANIEL LUNGREEN ATTORNEY GENERAL - REP	THOMAS SKORNIKA INSURANCE COMM - REP	WES BANNISTER	JOHN PARRISE	JOSEPH DUNLOP	JOHN HARDEN
4254-MB	4290	13	6	46.2								
4255-CP	4255	0	0	0.0								
4256-CP	4256	0	0	0.0								
4270-CP	4270	68	22	32.1	0	0	0	0	0	0	0	0
4291-MB	4291/92	27	14	51.9	0	0	0	0	0	0	0	0
4293-CP	4293	0	0	0.0								
4300-CP	4300	168	65	38.7	0	0	0	0	0	0	0	0
4301-CP	4301	122	50	41.0	0	28	58	18	23	8	4	9
4303-CP	4303/05	242	91	37.6	31	23	42	13	18	10	4	5
4307-CP	4307	180	77	42.8	31	46	69	23	31	16	4	1
4309-CP	4309/13	216	75	34.7	30	45	67	11	21	11	4	10
4311-CP	4311	265	95	35.8	38	40	65	7	21	15	7	13
4350-MB	4350/52	11	6	54.5		47	69	5	30	15	6	13
4351-CP	4351	0	0	0.0								
4353-CP	4353	0	0	0.0								
4354-MB	4354/56	49	25	51.0								
4355-MB	4355/57	44	4	100.0								
4358-MB	4358/60	27	11	40.7								
4359-CP	4359	0	0	0.0								
4370-CP	4370	215	100	46.5	0	0	0	0	0	0	0	0
4371-CP	4371	105	47	44.8	0	59	81	10	26	15	5	24
4372-CP	4372/74	291	156	53.6	34	20	42	18	16	10	1	10
4374-MB	4374	35	13	37.1	51	91	134	3	46	21	9	25
4376-CP	4376	334	150	44.9	38	10	122	25	33	17	1	4
4600-CP	4600/4800	221	89	40.3	39	95	122	25	40	17	8	24
4602-CP	4602/4604	332	151	45.5	47	53	119	22	32	17	4	14
4604-CP	4604/02	162	68	42.0	25	30	52	22	44	16	6	22
4606-CP	4606	359	173	48.2	69	89	138	35	15	17	4	9
4608-CP	4608	129	58	45.0	17	34	46	23	41	33	6	30
4610-CP	4610	342	148	43.3	44	89	124	4	21	4	3	7
4612-CP	4612/24	342	128	37.4	41	72	111	25	33	31	3	20
4614-CP	4614	278	88	31.3	29	46	69	17	17	14	2	13
4616-CP	4616	300	128	42.7	32	70	101	15	36	12	6	25
4618-CP	4618	219	94	42.9	32	55	82	18	22	16	1	20
4620-CP	4620	198	78	39.4	35	46	65	11	25	11	2	13
4622-CP	4622	342	155	45.6	37	83	122	19	35	27	4	19
4626-CP	4626	226	81	35.8	32	39	67	6	32	13	7	8
4650-MB	4650	4	2	50.0								
4800-CP	4800/4600	256	99	38.7	30	55	77	11	37	14	1	18
4851-MB	4851/53	2	1	50.0								
4852-CP	4852	0	0	0.0								
4855-CP	4855	0	0	0.0								
5500-CP	5500	198	94	47.5	0	49	77	0	23	21	8	12
5550-CP	5550	0	0	0.0								
5552-CP	5552	0	0	0.0								
5553-CP	5553	0	0	0.0								
5570-CP	5570	162	64	39.5	36	21	49	7	25	15	6	6
5571-CP	5571	184	80	43.5	31	48	59	7	25	14	3	12
5573-CP	5573	132	64	48.5	32	27	49	4	26	14	6	6
5590-MB	5590/5851	43	27	62.3	7	14	20	2	11	1	3	4
5600-CP	5600	205	97	47.3	29	61	81	15	23	11	2	28

DIRECT PRIMARY ELECTION PLACER COUNTY, CA, JUNE 5, 1990

\*\*\* REPUBLICAN OFFICES \*\*\*

07

	REGISTRATION	BALLOTS CAST	TURNOUT	TREASURER ANGELA BUCHANAN	THOMAS HAYES	ATTORNEY DANIEL LUNGREEN	INSURANCE THOMAS SKORNIJA	WES BANNISTER	JOHN PARRISE	JOSEPH DUNLOP	JOHN HARDEN
56002-CP	194	72	37.1	32	31	56	7	18	26	3	6
56008-CP	225	120	53.3	44	60	96	12	35	20	5	17
56100-CP	114	57	50.0	26	25	41	8	14	12	4	10
56122-CP	245	132	53.9	49	69	103	14	31	33	7	19
56700-CP	185	82	44.3	27	47	65	11	19	19	5	10
56701-CP	208	104	50.0	30	60	78	11	30	19	4	23
56702-CP	243	95	39.1	36	44	76	9	32	13	4	16
56703-CP	252	118	46.8	40	62	89	11	36	24	4	19
56704-CP	128	53	41.4	19	28	46	4	16	16	3	6
56705-CP	154	70	45.5	33	25	54	5	18	15	1	11
56800-CP	126	55	44.4	24	36	39	5	12	7	1	11
56802-CP	170	82	48.2	24	47	71	8	25	14	1	3
56853-MB	75	33	44.0	12	13	24	4	7	6	0	3
56902-CP	168	63	37.5	19	29	46	8	12	15	3	8
56904-CP	251	70	27.9	19	41	54	12	20	9	4	12
56906-CP	136	32	23.5	13	13	21	4	7	3	1	6
56908-CP	99	22	22.2	4	3	15	3	4	1	3	3
56910-CP	213	85	39.9	23	49	64	6	26	16	5	13
56912-CP	142	49	34.5	18	17	31	0	12	10	2	10
56916-CP	246	89	36.2	37	38	54	11	20	21	6	11
56918-CP	212	71	33.5	24	32	76	9	21	15	6	6
56920-CP	65	22	33.8	10	9	16	3	6	6	1	3
56922-CP	189	72	38.1	27	36	58	10	18	18	5	8
56924-CP	202	91	45.0	40	42	74	11	22	17	6	16
56926-CP	182	58	31.9	22	26	42	5	12	15	6	10
56952-MB	68	30	44.1	14	11	24	4	7	1	6	7
56952/54/02	68	30	44.1	14	11	24	4	7	1	6	7
ABSENTEE TOTALS	40918	4122	10.1	1135	2515	3333	495	1098	542	219	836
GRAND TOTALS	40918	21292	52.0	7165	11472	17082	2730	5754	3390	1047	3662

DIRECT PRIMARY ELECTION PLACER COUNTY, CA, JUNE 5, 1990

08 \*\*\*GRAND TOTALS

\*\* REPUBLICAN OFFICES \*\*

	REGISTRATION	BALLOTS CAST	TURNOUT	STATE DISTRICT OF E-QUERAE LP	SAMUEL VANDERBILT	PAUL NELSON	JEFF WALLACK	FRANK HAUCK	US REP 14TH JOHN DOOLITTLE
PLACER COUNTY	40918	21292	52.0	2210	2629	5226	5966	16848	
14TH CONGRESSIONAL	40918	21292	52.0	2210	2629	5226	5966	16848	
1ST SENATE	40918	21292	52.0	2210	2629	5226	5966	16848	
5TH ASSEMBLY	27397	14044	51.3	1603	1860	3186	3898	11145	
7TH ASSEMBLY	13521	7248	53.6	607	769	2040	2068	5703	
1ST SUPERVISORIAL	10215	4963	48.6	579	695	1143	1348	3996	
2ND SUPERVISORIAL	7372	4068	55.2	428	491	993	1163	3173	
3RD SUPERVISORIAL	8973	5134	57.2	477	608	1311	1431	4007	
4TH SUPERVISORIAL	8942	4274	47.8	490	536	958	1237	3433	
5TH SUPERVISORIAL	5416	2853	52.7	236	299	821	787	2239	
AUBURN	2923	1738	59.5	181	220	408	474	1310	
COLFAX	198	115	58.1	4	17	28	39	85	
LINCOLN	1057	542	51.3	59	76	121	155	417	
ROCKLIN	4578	2231	48.7	266	314	492	623	1777	
ROSEVILLE	9493	4567	48.1	536	642	1064	1212	3687	
LOOMIS	1284	590	46.0	62	60	144	187	483	
UNINCORPORATED AREA	21385	11509	53.8	1102	1300	2969	3276	9089	



DIRECT PRIMARY ELECTION PLACER COUNTY, CA, JUNE 5, 1990

08 \*\*\*ABSENTEE TOTALS

\* \* REPUBLICAN OFFICES \* \*

	REGISTRATION	BALLOTS CAST	TURNOUT	SAMUEL VANDERBILT STATE DISTRICT OFFICIALS EQUIPMENT	PAUL NELSON	JEFF WALLACK	FRANK HAUCK	US REP 14TH JOHN DOOLITTLE DISTRICT
PLACER COUNTY	40918	4122	10.1	422	452	1074	1178	3217
14TH CONGRESSIONAL	40918	4122	10.1	422	452	1074	1178	3217
1ST SENATE	40918	4122	10.1	422	452	1074	1178	3217
5TH ASSEMBLY	27397	2718	9.9	288	339	658	777	2093
7TH ASSEMBLY	13521	1404	10.4	134	113	416	401	1124
1ST SUPERVISORIAL	10215	949	9.3	85	119	238	270	756
2ND SUPERVISORIAL	7372	656	8.9	69	62	168	191	501
3RD SUPERVISORIAL	8973	1165	13.0	119	130	318	322	897
4TH SUPERVISORIAL	8942	753	8.4	89	86	175	230	584
5TH SUPERVISORIAL	5416	599	11.1	60	55	175	165	479
AUBURN	2923	423	14.5	37	57	103	130	311
COLFAX	198	21	10.6	0	2	3	11	12
LINCOLN	1057	93	8.8	6	10	22	30	69
ROCKLIN	4573	423	9.2	66	55	91	115	333
ROSEVILLE	9493	897	9.4	82	114	225	251	715
LOOMIS	1284	91	7.1	13	4	29	28	79
UNINCORPORATED AREA	21390	2174	10.2	218	210	601	613	1698

DIRECT PRIMARY ELECTION PLACER COUNTY, CA, JUNE 5, 1990

08

\* \* REPUBLICAN OFFICES \* \*

	REGISTRATION	BALLOTS CAST	TURNOUT	STATE DISTRICT OF EUREKA	SAMUEL VANDERBILT	PAUL NELSON	JEFF WALLACK	FRANK HAUCK	US REP JOHN DOOLITTLE
11000	298	124	41	12	21	43	23	109	
11001	124	53	42	10	9	4	22	46	
11002	367	122	33	18	13	31	29	103	
11003	232	102	44	15	10	11	37	84	
11004	133	49	36	8	11	10	11	45	
11005	157	39	24	1	8	15	11	34	
11006	224	79	55	8	7	22	22	59	
11007	188	100	53	9	17	29	15	79	
11008	183	64	35	11	10	11	21	52	
11009	191	76	39	13	3	25	23	65	
11010	185	64	34	10	11	15	15	53	
11011	218	95	43	13	8	21	31	78	
11012	190	88	46	12	16	19	16	64	
11013	197	106	53	12	13	28	24	83	
11014	380	141	37	13	21	30	30	111	
11015	228	104	45	14	9	28	27	181	
11016	346	124	35	25	12	29	32	110	
11017	136	44	29	3	2	11	16	36	
11018	91	27	22	3	3	6	10	24	
11019	142	43	30	3	6	7	14	30	
11020	252	79	31	11	9	17	29	66	
11021	201	84	41	10	13	13	34	69	
11022	357	149	41	22	33	23	40	126	
11023	115	71	61	9	11	13	21	60	
11024	147	45	30	6	5	8	14	31	
11025	360	157	43	16	24	35	31	121	
11026	113	43	33	9	2	10	18	34	
11027	117	62	36	14	21	32	27	91	
11028	171	68	36	6	8	14	18	46	
11029	201	81	33	7	18	14	18	56	
11030	242	81	33	10	13	15	25	58	
11031	400	162	40	22	19	39	30	130	
11032	320	156	44	12	31	30	46	126	
11033	179	99	39	19	19	19	26	81	
11034	199	50	25	9	8	10	11	38	
11035	330	53	20	8	12	11	19	43	
11036	411	136	33	9	18	36	32	109	
11037	0	0	0	0	0	0	0	0	
11038	0	0	0	0	0	0	0	0	
11039	0	0	0	0	0	0	0	0	
11040	0	0	0	0	0	0	0	0	
11041	0	0	0	0	0	0	0	0	
11042	0	0	0	0	0	0	0	0	
11043	118	43	36	4	8	7	15	31	
11044	44	22	0	3	5	7	3	21	
11045	423	139	19	15	15	30	33	105	
11046	466	181	38	24	26	48	38	150	
11047	272	92	33	11	12	22	22	79	
11048	49	18	36	4	3	1	4	11	
11049	0	0	0	0	0	0	0	0	
11050	0	0	0	0	0	0	0	0	
11051	188	98	29	13	14	19	35	81	
11052	194	103	53	11	13	17	35	79	
11053	194	103	53	11	13	17	35	79	
11054	44	23	52	1	2	4	13	17	

DIRECT PRIMARY ELECTION PLACER COUNTY, CA, JUNE 5, 1990

\* \* REPUBLICAN OFFICES \* \*

		REGISTRATION	BALLOTS CAST	TURNOUT	STATE DISTRICT OF FERRIS	SAMUEL VANDERBILT	PAUL NELSON	JEFF WALLACK	FRANK HAUCK	U.S. REPRESENTATIVE JOHN DOOLITTLE
1657-MB	1657/59	61	23	37		22		6		19
1661-MB	1661	24	14	58		22		5		9
2001-CP	2001	215	94	43		6	1	2		71
2003-CP	2003	151	82	54		10	13	2		60
2005-CP	2005	185	88	47		10	9	2		33
2007-CP	2007/11	236	107	40		13	19	2		77
2009-CP	2009/13	264	107	40		13	15	2		83
2051-MB	2051	6	4	66						
2053-CP	2053	0	0	0						
2071-CP	2071	201	88	43		4	15	19		67
2073-CP	2073/75	501	142	28		1	14	4		15
2091-MB	2091/95	61	33	53		2	3	3		27
2093-MB	2093/2851	39	23	59		0	0	4		15
2201-CP	2201	287	139	48		16	9	10		107
2207-CP	2207	367	193	52		16	32	11		153
2209-CP	2209	236	97	41		11	17	5		86
2211-CP	2211	203	79	38		5	14	19		62
2215-CP	2215/03	381	165	43		2	34	30		131
2217-CP	2217	383	166	43		17	27	7		125
2219-CP	2219/05	405	162	40		16	19	9		77
2221-CP	2221/13	348	147	41		21	12	7		114
2223-CP	2223	0	0	0		0	0	0		0
2229-CP	2229	1	0	0		0	0	0		0
2229-MB	2229/95	0	0	0		0	0	0		0
2229-CP	2229	0	0	0		0	0	0		0
2229-CP	2229	0	0	0		0	0	0		0
2260-CP	2260	270	119	44		16	11	4		94
2260-MB	2260	179	92	51		11	11	4		78
2260-CP	2260	205	109	51		13	14	4		81
2270-CP	2270	329	150	45		11	16	8		119
2270-CP	2270	278	130	46		10	23	4		99
2270-CP	2270	69	35	50		3	10	1		29
2270-CP	2270	287	151	52		2	13	5		113
2271-CP	2271	211	113	53		3	12	5		93
2280-CP	2280	229	113	49		9	2	9		86
2280-CP	2280	163	72	44		7	10	5		50
2280-CP	2280	125	54	43		8	6	1		99
2280-CP	2280	219	112	51		8	16	2		99
2285-CP	2285	0	0	0		0	0	0		0
2285-CP	2285	0	0	0		0	0	0		0
2290-CP	2290	244	122	50		10	14	6		85
2290-CP	2290	294	158	53		20	9	5		130
3400-CP	3400/05	230	109	47		11	10	5		88
3401-CP	3401	234	109	46		12	14	3		82
3402-CP	3402	295	139	47		15	18	3		105
3403-CP	3403	248	106	42		17	6	2		74
3405-CP	3405	385	182	47		18	2	5		155
3406-CP	3406	314	158	48		17	25	7		122
3408-CP	3408	254	138	54		16	18	8		102
3410-CP	3410	135	44	32		5	9	8		26
3412-CP	3412/16	283	113	39		12	18	2		85

DIRECT PRIMARY ELECTION PLACER COUNTY, CA, JUNE 5, 1990

CB

\* \* REPUBLICAN OFFICES \* \*

	REGISTRATION	BALLOTS CAST	TURNOUT	STATE DISTRICT OF EUREKA	SAMUEL VANDERBILT	PAUL NELSON	JEFF WALLACK	FRANK HAUCK	US REP JOHN DOOLITTLE
34114	253	113	44		9	11	27	32	82
34118	292	109	37		12	13	30	17	83
34511	000	000	000		000	000	000	000	000
34553	000	000	000		000	000	000	000	000
34700	214	104	48		10	18	19	33	86
34771	263	115	43		12	13	26	35	92
34772	199	91	45		10	12	22	33	71
36000	200	74	37		9	9	16	24	55
36003	211	80	37		6	7	14	26	71
36005	213	99	46		8	13	18	34	90
36007	224	90	40		9	19	24	22	71
36009	208	95	45		4	13	33	29	72
36111	149	56	37		7	4	15	21	50
36113	229	61	26		4	6	20	11	50
36115	114	44	33		3	7	12	14	27
36117	300	105	35		7	10	33	14	85
36119	290	144	49		7	17	32	26	106
36221	206	88	42		7	9	17	28	66
36223	280	121	43		7	10	31	32	96
36225	154	64	41		2	6	29	13	46
37011	291	124	42		8	6	44	36	97
37031	154	68	44		7	8	8	30	59
37511	255	50	66		5	10	13	47	43
38000	223	153	49		1	15	33	49	119
38002	176	158	48		11	15	43	24	128
38004	257	75	42		8	13	14	49	55
38005	297	142	55		10	15	40	38	103
39001	297	119	40		6	11	37	20	102
39005	252	128	50		14	19	33	42	101
39007	242	101	41		8	9	29	29	86
39009	204	105	51		3	13	28	25	84
41500	000	000	000		000	000	000	000	000
41700	248	84	33		1	9	16	3	66
41741	268	85	31		13	12	18	26	73
41761	330	113	34		14	20	25	31	95
41781	14	7	50						
41821	000	000	000						
41841	28	18	64		0	0	5	0	16
41900	222	000	000		000	000	000	000	000
42000	243	106	43		1	19	20	27	79
42001	239	88	36		12	14	24	23	77
42003	188	64	34		4	6	17	30	48
42005	137	48	35		4	8	7	20	36
42007	139	53	38		3	10	12	19	40
42009	239	69	29		1	3	12	14	37
42111	341	79	23		12	9	20	22	65
42113	439	150	34		15	24	29	46	125
42500	0	0	0		0	0	0	0	0
42521	13	7	53						

DIRECT PRIMARY ELECTION PLACER COUNTY, CA, JUNE 5, 1990

\*\*\* REPUBLICAN OFFICES \*\*\*

08

		REGISTRATION	BALLOTS CAST	TURNOUT	STATE DISTRICT OF REPUBLICAN LEAGUE	SAMUEL VANDERBILT	PAUL NELSON	JEFF WALLACK	FRANK HAUCK	U.S. REPRESENTATIVE JOHN DOOLITTLE
4254-MB	4290	13	6	46.2						
4255-CP	4255	0	0	0.0						
4256-CP	4256	0	0	0.0						
4270-CP	4270	68	22	32.4						
4291-MB	4291/92	27	14	51.9						
4293-CP	4293	0	0	0.0						
4300-CP	4300	168	65	38.7						
4301-CP	4301	122	50	41.0						
4303-CP	4303/05	242	91	37.6	12	9	13	25	9	56
4307-CP	4307	180	77	42.8	4	7	20	26	9	41
4309-CP	4309/13	216	75	34.7	10	8	20	30	24	60
4311-CP	4311	265	95	35.8	3	11	21	24	29	65
4350-MB	4350/52	11	6	54.5						
4351-CP	4351	0	0	0.0						
4353-CP	4353	0	0	0.0						
4354-MB	4354/56	49	25	51.0						
4355-MB	4355/57	4	4	100.0						
4358-MB	4358/60	27	11	40.7						
4359-CP	4359	0	0	0.0						
4370-CP	4370	215	100	46.5						
4371-CP	4371	105	47	44.8	14	9	28	28	7	77
4372-CP	4372/74	291	156	53.6	6	11	7	17	43	39
4374-MB	4374	35	13	37.1	1	2	2	4	1	12
4376-CP	4376	334	150	44.9	16	18	33	37	4	119
4600-CP	4600/4800	221	89	40.3	13	15	13	29	2	78
4602-CP	4602/4604	332	151	45.5	23	17	25	42	4	116
4604-CP	4604/02	162	68	42.0	4	10	19	11	11	56
4606-CP	4606	359	173	48.2	24	20	47	40	40	137
4608-CP	4608	129	58	45.0	3	10	8	21	2	50
4610-CP	4610	342	148	43.3	19	18	35	36	3	118
4612-CP	4612/24	342	128	37.4	15	19	32	32	3	102
4614-CP	4614	278	88	31.7	11	12	16	24	4	70
4616-CP	4616	300	1	0.3	16	16	26	30	3	101
4618-CP	4618	219	94	42.9	6	21	23	22	2	79
4620-CP	4620	198	78	39.4	9	13	18	21	2	61
4622-CP	4622	342	156	45.6	18	15	39	26	2	130
4626-CP	4626	226	81	35.8	7	7	21	26	2	69
4650-MB	4650	4	2	50.0						
4800-CP	4800/4600	256	99	38.7	8	5	20	38	7	73
4851-MB	4851/53	2	2	100.0						
4852-CP	4852	0	0	0.0						
4855-CP	4855	0	0	0.0						
5500-CP	5500	198	94	47.5						
5550-CP	5550	0	0	0.0						
5552-CP	5552	0	0	0.0						
5570-CP	5570	162	64	39.5						
5571-CP	5571	184	80	43.5						
5573-CP	5573	132	64	48.5						
5590-MB	5590/5851	43	27	62.8						
5600-CP	5600	205	97	47.3	9	21	24	23	7	76

DIRECT PRIMARY ELECTION PLACER COUNTY, CA, JUNE 5, 1990

08

\* \* REPUBLICAN OFFICES \* \*

	REGISTRATION	BALLOTS CAST	TURNOUT	SAMUEL VANDERBILT STATE DISTRICT OF EQUERLE	PAUL NELSON	JEFF WALLACK	FRANK HAUCK	US REP JOHN DOOLITTLE 14TH DIST - REP
5602-CF	194	72	37.1	3	8	21	24	58
5608-CF	225	120	53.3	4	15	27	37	95
5610-CF	114	57	50.0	4	5	14	22	46
5612-CF	245	132	53.9	12	17	35	33	98
5700-CF	183	82	44.8	10	8	27	25	70
5701-CF	208	104	50.0	10	15	31	22	81
5702-CF	243	95	39.1	6	11	16	32	74
5703-CF	252	118	46.8	10	11	42	29	95
5704-CF	158	53	41.4	7	6	19	16	40
5705-CF	154	70	45.5	7	4	13	25	52
5800-CF	126	55	43.7	7	5	11	11	35
5802-CF	170	82	48.2	6	9	25	18	67
5853-MB /5950	75	33	44.0	3	4	8	7	26
5902-CF	168	63	37.5	6	3	17	11	44
5904-CF	251	70	27.9	4	10	19	21	55
5906-CF	136	32	23.5	3	2	6	7	23
5908-CF	99	23	23.2	1	1	10	2	16
5910-CF	213	85	39.9	6	7	27	23	66
5912-CF	142	49	34.5	5	4	12	11	41
5916-CF	246	89	36.2	6	8	31	19	77
5918-CF	212	71	33.5	1	9	27	19	57
5920-CF	65	22	33.8	3	2	10	2	14
5922-CF	189	72	38.1	5	7	29	18	65
5924-CF	202	91	45.0	11	10	31	23	71
5926-CF	182	58	31.9	7	3	23	13	47
5952-MB /54/02	68	30	44.1	3	3	8	10	24
ABSENTEE TOTALS	40918	4122	10.1	422	452	1074	1178	3217
GRAND TOTALS	40918	21292	52.0	2210	2629	5226	5966	16848

DIRECT PRIMARY ELECTION PLACER COUNTY, CA, JUNE 5, 1990

09 \*\*\*GRAND TOTALS

\*\*\*REPUBLICAN OFFICES\*\*\*

	REGISTRATION	BALLOTS CAST	TURNOUT	ASSEMBLY 5TH DISTRICT REP	CONSERVATIVE	TIM LESLIE
PLACER COUNTY	27397	14044	51.3	2136	10637	
14TH CONGRESSIONAL	27397	14044	51.3	2136	10637	
1ST SENATE	27397	14044	51.3	2136	10637	
5TH ASSEMBLY	27397	14044	51.3	2136	10637	
1ST SUPERVISORIAL	10086	4903	48.6	737	3721	
2ND SUPERVISORIAL	4953	2728	55.1	404	2055	
3RD SUPERVISORIAL	4548	2662	58.5	391	2028	
4TH SUPERVISORIAL	7810	3751	48.0	604	2833	
AUBURN	2923	1738	59.5	261	1316	
LINCOLN	1051	538	51.2	92	373	
ROCKLIN	4578	2231	48.7	333	1697	
ROSEVILLE	9493	4567	48.1	682	3479	
LOOMIS	259	126	48.6	13	109	
UNINCORPORATED AREA	9093	4844	53.3	755	3663	

DIRECT PRIMARY ELECTION PLACER COUNTY, CA, JUNE 5, 1990

09 \*\*\*ABSENTEE TOTALS

\*\*\* REPUBLICAN OFFICES \*\*\*

	REGISTRATION	BALLOTS CAST	TURNOUT	ASSEMBLY 5TH DISTRICT - REP	REP - SERVE	TIM LESLIE
PLACER COUNTY	27397	2718	9.9	449	2024	
14TH CONGRESSIONAL	27397	2718	9.9	449	2024	
1ST SENATE	27397	2718	9.9	449	2024	
5TH ASSEMBLY	27397	2718	9.9	449	2024	
1ST SUPERVISORIAL	10086	949	9.4	148	718	
2ND SUPERVISORIAL	4953	471	9.5	71	359	
3RD SUPERVISORIAL	4548	631	13.9	102	465	
4TH SUPERVISORIAL	7810	667	8.5	128	482	
AUBURN	2923	423	14.5	69	308	
LINCOLN	1051	93	8.8	13	64	
ROCKLIN	4573	423	9.2	65	322	
ROSEVILLE	9493	897	9.4	138	681	
LOOMIS	259	15	5.8	1	14	
UNINCORPORATED AREA	9098	867	9.5	163	635	



DIRECT PRIMARY ELECTION PLACER COUNTY, CA, JUNE 5, 1990

09

\*\*\* REPUBLICAN OFFICES \*\*\*

		ASSEMBLY			5TH	
		REGISTRATION	BALLOTS CAST	TURNOUT	DON WERVE	TIM LESLIE
1100	-CP	298	124	41.6	14	101
1101	-CP	124	53	42.7	10	39
1102	-CP	367	122	33.2	23	87
1103	-CP	232	102	44.0	15	79
1104	-CP	133	49	36.8	4	42
1105	-CP	157	39	24.8	7	29
1106	-CP	224	79	35.3	9	61
1107	-CP	188	100	53.2	10	78
1108	-CP	183	64	35.0	12	49
1109	-CP	191	76	39.8	11	60
1110	-CP	195	64	33.0	14	44
1111	-CP	218	95	43.6	10	78
1112	-CP	190	88	46.3	18	65
1113	-CP	197	106	53.8	13	90
1114	-CP	380	141	37.1	14	112
1116	-CP	228	104	45.6	14	77
1117	-CP	346	124	35.8	17	101
1118	-CP	136	44	32.4	8	31
1119	-CP	91	27	29.7	2	23
1120	-CP	142	43	30.3	12	26
1121	-CP	252	79	31.3	12	65
1122	-CP	201	84	41.8	15	67
1124	-CP	357	149	41.7	20	121
1126	-CP	115	71	61.7	9	57
1127	-CP	147	45	30.6	14	28
1128	-CP	360	157	43.6	21	116
1129	-CP	113	43	38.1	7	31
1130	-CP	322	117	36.3	18	93
1131	-CP	171	62	36.3	9	44
1133	-CP	201	68	33.8	14	50
1134	-CP	242	81	33.5	12	57
1136	-CP	400	162	40.5	17	125
1137	-CP	320	156	48.8	27	124
1139	-CP	179	99	55.3	26	62
1141	-CP	199	50	25.1	8	34
1145	-CP	130	53	40.8	11	41
1147	-CP	411	136	33.1	7	104
1150	-CP	0	0	0.0	0	0
1151	-CP	0	0	0.0	0	0
1153	-CP	2	2	100.0	0	0
1170	-MB	118	43	36.4	11	28
1172	-CP	44	22	50.0	2	20
1181	/43	423	139	32.9	24	95
1183	/35	466	181	38.8	26	139
1187	-CP	272	92	33.8	12	71
1190	/92	49	18	36.7	5	7
1191	-CP	0	0	0.0	0	0
1601	-CP	188	98	52.1	19	69
1603	-CP	194	103	53.1	8	81
2001	-CP	215	94	43.7	14	63

DIRECT PRIMARY ELECTION PLACER COUNTY, CA, JUNE 5, 1990

\*\*\* REPUBLICAN OFFICES \*\*\*

-09

		REGISTRATION	BALLOTS CAST	TURNOUT	ASSEMBLY 5TH DIST REP	DON WERVE	TIM LESLEE
2003-CP	2003	151	82	54.3		9	64
2005-CP	2005	185	68	36.8		10	52
2007-CP	2007/11	236	94	39.8		28	56
2009-CP	2009/13	264	107	40.5		18	74
2053-CP	2053	0	0	0.0		0	0
2091-MB	2091/95	61	35	57.4		6	25
2201-CP	2201	287	139	48.4		19	103
2207-CP	2207	367	193	52.6		32	145
2209-CP	2209	236	97	41.1		16	79
2211-CP	2211	203	79	38.9		9	64
2215-CP	2215/03	381	165	43.3		16	125
2217-CP	2217	383	166	43.3		24	112
2219-CP	2219/05	403	162	40.0		29	130
2221-CP	2221/13	348	143	41.1		13	118
2253-CP	2253	0	0	0.0		0	0
2291-CP	2291	1	0	0.0		0	0
2293-MB	2293/95	0	0	0.0		0	0
2297-CP	2297	0	0	0.0		0	0
2707-CP	2707	69	35	50.7		3	29
2709-CP	2709	287	151	52.6		19	119
2711-CP	2711	211	113	53.6		18	82
2805-CP	2805	125	54	43.2		7	39
2850-CP	2850	0	0	0.0		0	0
2900-CP	2900	244	122	50.0		16	89
2903-CP	2903/05	294	158	53.7		27	123
3400-CP	3400	330	109	47.4		19	79
3401-CP	3401	234	109	46.6		12	90
3402-CP	3402	295	139	47.1		34	91
3403-CP	3403	248	106	42.7		15	79
3405-CP	3405	85	182	47.3		32	142
3406-CP	3406	114	153	48.7		15	132
3408-CP	3408	254	138	54.3		14	114
3410-CP	3410	133	44	32.6		3	34
3412-CP	3412/16	283	113	39.9		17	83
3414-CP	3414	253	113	44.7		18	80
3418-CP	3418	292	109	37.3		15	84
3451-CP	3451	0	0	0.0		0	0
3470-CP	3470	214	104	48.6		13	80
3471-CP	3471	263	115	43.7		15	96
3472-CP	3472	199	91	45.7		6	73
3601-CP	3601	200	74	37.0		10	58
3603-CP	3603	211	80	37.9		8	65
3605-CP	3605	213	99	46.5		19	76
3800-CP	3800	325	153	47.1		26	107
4150-CP	4150	0	0	0.0		0	0
4170-CP	4170	248	84	33.9		18	60
4174-CP	4174/72	268	85	31.7		14	64
4176-CP	4176/88	330	113	34.2		26	78
4178-MB	4178/80	14	7	50.0			
4182-CP	4182	0	0	0.0		0	0

DIRECT PRIMARY ELECTION PLACER COUNTY, CA, JUNE 5, 1990

\*\* REPUBLICAN OFFICES \*\*

C9

		REGISTRATION	BALLOTS CAST	TURNOUT	ASSEMBLY 5TH DIST - DOWNSERVE - REEVE	TIM LESLIE
4184-MB	4184/86	28	18	64.3	3	14
4190-MB	4190/92	22	0	0.0	0	0
4200-CP	4200	243	106	43.6	22	72
4201-CP	4201	239	88	36.8	13	69
4203-CP	4203	188	64	34.0	11	50
4205-CP	4205	137	48	35.0	4	39
4207-CP	4207	139	53	38.1	7	45
4209-CP	4209	229	69	30.1	14	47
4211-CP	4211	341	79	23.2	10	64
4213-CP	4213/15	439	150	34.2	29	103
4250-CP	4250	0	0	0.0	0	0
4252-MB	4252/53/54	13	7	53.8		
4254-MB	4290	13	6	46.2		
4255-CP	4255	0	0	0.0	0	0
4256-CP	4256	0	0	0.0	0	0
4270-CP	4270	68	22	32.4	3	17
4291-MB	4291/92	27	14	51.9	1	11
4293-CP	4293	0	0	0.0	0	0
4300-CP	4300	168	65	38.7	6	58
4350-MB	4350/52	11	6	54.5	1	4
4354-MB	4354/56	49	25	51.0	3	20
4355-MB	4355/57	4	4	100.0		
4358-MB	4358/60	27	11	40.7	2	9
4370-CP	4370	215	100	46.5	12	76
4372-CP	4372/74	291	156	53.6	24	120
4374-MB	4374	35	13	37.1	0	13
4376-CP	4376	334	150	44.9	20	117
4600-CP	4600/4800	221	89	40.3	18	65
4602-CP	4602/4604	332	151	45.5	20	117
4604-CP	4604/C2	162	68	42.0	11	54
4606-CP	4606	359	173	48.2	31	127
4608-CP	4608	129	58	45.0	10	46
4610-CP	4610	342	143	41.8	18	122
4612-CP	4612/24	342	128	37.4	16	99
4614-CP	4614	278	88	31.7	12	69
4616-CP	4616	300	128	42.7	11	99
4618-CP	4618	219	94	43.0	15	74
4620-CP	4620	198	78	39.4	13	54
4622-CP	4622	342	156	45.6	21	122
4626-CP	4626	226	81	35.8	19	56
4650-MB	4650	4	2	50.0		
4800-CP	4800/4600	256	99	38.7	14	79
ABSENTEE TOTALS		27397	2718	9.9	449	2024
GRAND TOTALS		27397	14044	51.3	2136	10637

DIRECT PRIMARY ELECTION PLACER COUNTY, CA, JUNE 5, 1990

10 \*\*\*GRAND TOTALS

\*\*\* REPUBLICAN OFFICES \*\*\*

	REGISTRATION	BALLOTS CAST	TURNOUT	ASSEMBLY 7TH DISTRICT REPS
PLACER COUNTY	13521	7248	53.6	5309
14TH CONGRESSIONAL	13521	7248	53.6	5309
1ST SENATE	13521	7248	53.6	5309
7TH ASSEMBLY	13521	7248	53.6	5309
1ST SUPERVISORIAL	129	60	46.5	46
2ND SUPERVISORIAL	2419	1340	55.4	980
3RD SUPERVISORIAL	4425	2472	55.9	1831
4TH SUPERVISORIAL	1132	523	46.2	396
5TH SUPERVISORIAL	5416	2853	52.7	2056
AUBURN	0	0	0.0	0
COLFAX	198	115	58.1	82
LINCOLN	6	4	66.7	
LOOMIS	1025	464	45.3	352
UNINCORPORATED AREA	12292	6665	54.2	4871

DIRECT PRIMARY ELECTION PLACER COUNTY, CA, JUNE 5, 1990

10 \*\*\*ABSENTEE TOTALS

\*\*\* REPUBLICAN OFFICES \*\*\*

	REGISTRATION	BALLOTS CAST	TURNOUT	ASSEMBLY 7TH DIST REPS	DAVID KNOWLES
PLACER COUNTY	13521	1404	10.4	1084	
14TH CONGRESSIONAL	13521	1404	10.4	1084	
1ST SENATE	13521	1404	10.4	1084	
7TH ASSEMBLY	13521	1404	10.4	1084	
1ST SUPERVISORIAL	129	0	0.0	0	
2ND SUPERVISORIAL	2419	185	7.6	136	
3RD SUPERVISORIAL	4425	534	12.1	413	
4TH SUPERVISORIAL	1132	86	7.6	73	
5TH SUPERVISORIAL	5416	599	11.1	462	
AUBURN	0	0	0.0	0	
COLFAX	198	21	10.6	14	
LINCOLN	6	0	0.0	0	
LOOMIS	1025	76	7.4	64	
UNINCORPORATED AREA	12292	1307	10.6	1006	

DIRECT PRIMARY ELECTION PLACER COUNTY, CA, JUNE 5, 1990

\*\* REPUBLICAN OFFICES \*\*

10

		REGISTRATION	BALLOTS CAST	TURNOUT	ASSEMBLY 7TH DISTRICT REPR	DAVID KNOWLES
1651-MB	1651/53/55	44	23	52.3	16	
1657-MB	1657/59	61	23	37.7	19	
1661-MB		24	14	58.3	11	
2051-MB		6	4	66.7		
2071-CP		201	88	43.8	58	
2073-CP	2073/75	301	146	48.5	118	
2093-MB	2093/2851	39	23	59.0	14	
2601-CP		270	119	44.1	66	
2603-CP		179	92	51.4	64	
2701-CP		205	106	51.7	80	
2703-CP		329	150	45.6	106	
2705-CP		278	130	46.8	98	
2801-CP		229	113	49.3	74	
2803-CP		163	72	44.2	54	
2807-CP		219	112	51.1	88	
2853-CP		0	0	0.0	0	
3453-CP		0	0	0.0	0	
3455-CP		0	0	0.0	0	
3607-CP		224	90	40.2	65	
3609-CP		208	95	45.7	72	
3611-CP		149	56	37.6	51	
3613-CP		229	61	26.6	50	
3615-CP		114	44	38.6	33	
3617-CP		300	105	35.0	68	
3619-CP	3619/27	290	144	49.7	104	
3621-CP		206	88	42.7	54	
3623-CP		280	121	43.2	92	
3625-CP		154	64	41.6	45	
3701-CP		291	124	42.6	91	
3703-CP		154	68	44.2	52	
3751-MB	3751/3890	75	50	66.7	37	
3802-CP		323	158	48.9	121	
3804-CP		176	75	42.6	46	
3805-CP		257	142	55.3	97	
3901-CP		297	119	40.1	90	
3905-CP		252	128	50.8	97	
3907-CP		242	101	41.7	74	
3909-CP		204	105	51.5	76	
4301-CP		122	50	41.0	36	
4303-CP	4303/05	242	91	37.6	66	
4307-CP		180	77	42.8	55	
4309-CP	4309/13	216	75	34.7	66	
4311-CP		265	95	35.8	65	
4351-CP		0	0	0.0	0	
4353-CP		0	0	0.0	0	
4359-CP		0	0	0.0	0	
4371-CP		105	47	44.8	33	
4851-MB	4851/53	2	2	100.0		
4852-CP		0	0	0.0	0	
4855-CP		0	0	0.0	0	

DIRECT PRIMARY ELECTION PLACER COUNTY, CA, JUNE 5, 1990

-10-

\*\* REPUBLICAN OFFICES \*\*

		REGISTRATION	BALLOTS CAST	TURNOUT	ASSEMBLY 7TH DIST DAVID KNOWLES - REEP
5500-C	P	198	94	47.5	68
5550-C	P	0	0	0.0	0
5552-C	P	0	0	0.0	0
5570-C	P	162	64	39.5	44
5571-C	P	182	80	43.5	54
5573-C	P	132	64	48.5	44
5590-M	B	43	27	62.8	22
5600-C	P	205	97	47.3	77
5602-C	P	194	72	37.1	54
5608-C	P	225	120	53.3	86
5610-C	P	114	57	50.0	41
5612-C	P	245	132	53.9	93
5700-C	P	185	82	44.3	61
5701-C	P	208	104	50.0	74
5702-C	P	243	95	39.1	69
5703-C	P	253	118	46.8	85
5704-C	P	126	53	41.4	39
5705-C	P	154	70	45.5	46
5800-C	P	126	55	43.7	33
5802-C	P	170	82	48.2	61
5853-M	B	75	33	44.0	26
5902-C	P	168	63	37.5	55
5904-C	P	251	70	27.9	56
5906-C	P	136	32	23.5	18
5908-C	P	99	23	23.2	12
5910-C	P	213	85	39.9	57
5912-C	P	142	49	34.5	28
5916-C	P	246	89	36.2	70
5918-C	P	212	71	33.5	55
5920-C	P	65	22	33.8	11
5922-C	P	189	72	38.1	55
5924-C	P	202	91	45.0	66
5926-C	P	132	58	31.9	33
5952-M	B	68	30	44.1	21
ABSENTEE TOTALS		13521	1404	10.4	1084
GRAND TOTALS		13521	7248	53.6	5309

DIRECT PRIMARY ELECTION PLACER COUNTY, CA, JUNE 5, 1990

11 \*\*\*GRAND TOTALS

\*\* AMERICAN INDEPENDENT PARTY OFFICES \*\*



	REGISTRATION	BALLOTS CAST	TURNOUT	GOVERNOR - AI P CHUCK MORSA	JEROME MC CREADY	LT GOVERNOR - AI P CHARLES SZYCHOWSKI	MERTON SHORT	SEC OF STATE - AI P THEODORE NICHOLOFF	CONTROLLER - AI P EDMOND KAISER
PLACER COUNTY	1113	312	28.0	90	80	54	113	144	149
14TH CONGRESSIONAL	1113	312	28.0	90	80	54	113	144	149
1ST SENATE	1113	312	28.0	90	80	54	113	144	149
5TH ASSEMBLY	678	196	28.9	58	43	37	63	89	90
7TH ASSEMBLY	435	116	26.7	32	37	17	50	55	59
1ST SUPERVISORIAL	282	88	31.2	26	19	19	27	40	44
2ND SUPERVISORIAL	208	76	36.5	18	24	11	31	33	34
3RD SUPERVISORIAL	209	59	28.2	17	15	8	23	26	25
4TH SUPERVISORIAL	184	34	18.5	13	4	4	13	18	17
5TH SUPERVISORIAL	230	55	23.9	16	18	12	19	27	29
AUBURN	75	23	30.7	4	5	3	6	9	8
COLFAX	10	4	40.0						
LINCOLN	63	22	34.9	5	8	6	6	11	11
ROCKLIN	90	24	26.7	7	3	5	6	12	11
ROSEVILLE	248	77	31.0	25	15	18	23	35	39
LOOMIS	44	9	20.5						
UNINCORPORATED AREA	583	153	26.2	46	44	21	67	71	73



DIRECT PRIMARY ELECTION PLACER COUNTY, CA, JUNE 5, 1990

11 \*\*\*ABSENTEE TOTALS

\*\*\* AMERICAN INDEPENDENT PARTY OFFICES \*\*\*


	REGISTRATION	BALLOTS CAST	TURNOUT	GOVERNOR - AIP CHUCK MORSA	JEROME MC CREADY	LT GOVERNOR - AIP CHARLES SZYCHOWSKI	MERTON SHORT	SEC OF STATE - AIP THEODORE NICHOLOFF	EDMOND KAISER CONTROLLER - AIP
PLACER COUNTY	1113	37	3.3	8	8	6	10	14	14
14TH CONGRESSIONAL	1113	37	3.3	8	8	6	10	14	14
1ST SENATE	1113	37	3.3	8	8	6	10	14	14
5TH ASSEMBLY	678	26	3.8	5	4	4	6	9	7
7TH ASSEMBLY	435	11	2.5	3	4	2	4	5	7
1ST SUPERVISORIAL	282	10	3.5						
2ND SUPERVISORIAL	208	7	3.4						
3RD SUPERVISORIAL	209	9	4.3						
4TH SUPERVISORIAL	184	6	3.3						
5TH SUPERVISORIAL	230	5	2.2						
AUBURN	75	5	6.7						
COLFAX	10	0	0.0						
LINCOLN	63	2	3.2						
ROCKLIN	89	5	5.6						
ROSEVILLE	248	9	3.6						
LOOMIS	44	1	2.3						
UNINCORPORATED AREA	584	15	2.6	5	4	2	6	7	8

DIRECT PRIMARY ELECTION PLACER COUNTY, CA, JUNE 5, 1990

11

\*\*\* AMERICAN INDEPENDENT PARTY OFFICES \*\*\*

REGISTRATION	BALLOTS CAST	TURNOUT	GOVERNOR - AIP	CHUCK MORSA	JEROME MC CREADY	LT GOVERNOR - AIP	CHARLES SZYCHOWSKI	MERTON SHORT	THEODORE NICHOLOFF	EDMOND KAISER
1100-C	2	0								
1101-C	5	0								
1102-C	5	4								
1103-C	11	4								
1104-C	16	0								
1105-C	11	2								
1106-C	9	1								
1107-C	4	0								
1108-C	5	1								
1110-C	6	0								
1111-C	6	2								
1112-C	5	2								
1113-C	7	1								
1114-C	6	3								
1116-C	3	1								
1117-C	4	1								
1118-C	2	0								
1119-C	7	0								
1120-C	7	1								
1121-C	5	3								
1122-C	8	1								
1123-C	9	1								
1124-C	9	3								
1126-C	0	0								
1127-C	8	4								
1128-C	8	6								
1129-C	7	1								
1130-C	5	2								
1131-C	5	0								
1133-C	8	0								
1134-C	4	2								
1136-C	1	0								
1137-C	5	3								
1139-C	0	0								
1141-C	0	0								
1145-C	7	2								
1147-C	9	1								
1150-C	0	0								
1151-C	0	0								
1153-C	0	0								
1170-C	6	3								
1172-C	1	0								
1181-C	11	4								
1183-C	16	9								
1187-C	9	3								
1190-C	3	1								
1191-C	0	0								
1601-C	9	2								
1603-C	8	2								
1651-M	1	5								
651/53/55	2	1								




DIRECT PRIMARY ELECTION PLACER COUNTY, CA, JUNE 5, 1990

11

\*\*\* AMERICAN INDEPENDENT PARTY OFFICES \*\*\*

REGISTRATION  
 BALLOTS CAST  
 TURNOUT  
 GOVERNOR - AI P  
 CHUCK MORSA  
 JEROME MC CREADY  
 LT GOVERNOR - AI P  
 CHARLES SZYCHOWSKI  
 MERTON SHORT  
 SEC OF STATE - AI P  
 THEODORE NICHOLLOFF  
 CONTROLLER - AI P  
 EDMON KAISER

1657-MB	1657/59	4	1	25.0
1661-MB	1661	1	0	0.0
2001-CP	2001	14	4	28.6
2003-CP	2003	2	2	40.0
2003-CP	2003	1	4	35.7
2007-CP	2007/11	15	5	33.3
2009-CP	2009/13	15	4	26.7
2051-MB	2051	0	0	0.0
2053-CP	2053	0	0	0.0
2071-CP	2071	4	1	25.0
2073-CP	2073/75	12	5	41.7
2091-MB	2091/95	2	2	50.0
2093-MB	2093/2851	2	0	0.0
2201-CP	2201	5	3	100.0
2207-CP	2207	5	1	20.0
2209-CP	2209	5	1	16.7
2211-CP	2211	4	1	25.0
2215-CP	2215/03	7	1	14.3
2217-CP	2217	6	4	66.7
2219-CP	2219/05	9	0	0.0
2221-CP	2221/13	9	2	22.2
2233-CP	2233	0	0	0.0
2291-CP	2291	0	0	0.0
2293-MB	2293/95	0	0	0.0
2297-CP	2297	0	0	0.0
2601-CP	2601	1	2	50.0
2603-CP	2603	0	0	0.0
2701-CP	2701	5	1	20.0
2703-CP	2703	7	2	28.6
2705-CP	2705	10	5	50.0
2707-CP	2707	1	0	0.0
2709-CP	2709	1	1	16.7
2711-CP	2711	12	4	33.3
2801-CP	2801	4	0	0.0
2803-CP	2803	2	0	0.0
2803-CP	2803	0	0	0.0
2807-CP	2807	5	4	80.0
2850-CP	2850	0	0	0.0
2853-CP	2853	0	0	0.0
2900-CP	2900	5	0	0.0
2903-CP	2903/05	1	5	60.0
3400-CP	3400	1	0	0.0
3401-CP	3401	2	0	0.0
3402-CP	3402	10	1	10.0
3403-CP	3403	9	4	44.4
3405-CP	3405	1	5	33.3
3406-CP	3406	6	3	50.0
3408-CP	3408	3	0	0.0
3410-CP	3410	5	0	0.0
3412-CP	3412/16	12	1	8.3




DIRECT PRIMARY ELECTION PLACER COUNTY, CA, JUNE 5, 1990

11

\*\*\* AMERICAN INDEPENDENT PARTY OFFICES \*\*\*

REGISTRATION  
 BALLOTS CAST  
 TURNOUT  
 GOVERNOR - AIP  
 CHUCK MORSA  
 JEROME MC CREADY  
 LT GOVERNOR - AIP  
 CHARLES SZYCHOWSKI  
 MERTON SHORT  
 SEC OF STATE - AIP  
 THEODORE NICHOLOFF  
 CONTROLLER - AIP  
 EDMON KAISER

3414	-CP	3414
3418	-CP	3418
3451	-CP	3451
3453	-CP	3453
3455	-CP	3455
3470	-CP	3470
3471	-CP	3471
3472	-CP	3472
3601	-CP	3601
3603	-CP	3603
3605	-CP	3605
3607	-CP	3607
3609	-CP	3609
3611	-CP	3611
3613	-CP	3613
3615	-CP	3615
3617	-CP	3617
3619	-CP	3619 / 27
3621	-CP	3621
3623	-CP	3623
3625	-CP	3625
3701	-CP	3701
3703	-CP	3703
3751	-MB	3751 / 3890
3800	-CP	3800
3802	-CP	3802
3804	-CP	3804
3805	-CP	3805
3901	-CP	3901
3905	-CP	3905
3907	-CP	3907
3909	-CP	3909
4150	-CP	4150
4170	-CP	4170
4174	-CP	4174 / 72
4176	-CP	4176 / 88
4178	-MB	4178 / 80
4182	-CP	4182
4184	-MB	4184 / 86
4190	-MB	4190 / 92
4200	-CP	4200
4201	-CP	4201
4203	-CP	4203
4205	-CP	4205
4207	-CP	4207
4209	-CP	4209
4211	-CP	4211
4213	-CP	4213 / 15
4250	-CP	4250
4252	-MB	4252 / 53 / 54



DIRECT PRIMARY ELECTION PLACER COUNTY, CA, JUNE 5, 1990

-11-

\*\*\* AMERICAN INDEPENDENT PARTY OFFICES \*\*\*

	REGISTRATION	BALLOTS CAST	TURNOUT	CHUCK MORSA GOVERNOR - AIP	JEROME MC CREADY	CHARLES SZYCHOWSKI LT GOVERNOR - AIP	MERTON SHORT	THEODORE NICHOLOFF SEC OF STATE - AIP	EDMON KAISER CONTROLLER - AIP
4254-MB	4299	0	0						
4255-CP	4255	0	0						
4256-CP	4256	1	1						
4270-CP	4270	1	100.00						
4291-MB	4291/92	2	0						
4293-CP	4293	0	0						
4300-CP	4300	5	60.00						
4301-CP	4301	4	25.00						
4303-CP	4303/05	13	0						
4307-CP	4307	6	0						
4309-CP	4309/13	5	40.00						
4311-CP	4311	10	20.00						
4350-MB	4350/52	0	0						
4351-CP	4351	0	0						
4353-CP	4353	0	0						
4354-MB	4354/56	0	0						
4355-MB	4355/57	0	0						
4358-MB	4358/60	1	0						
4359-CP	4359	0	0						
4370-CP	4370	6	16.7						
4371-CP	4371	2	0						
4372-CP	4372/74	9	22.2						
4374-MB	4374	0	0						
4376-CP	4376	1	33.3						
4600-CP	4600/4800	8	25.0						
4602-CP	4602/4604	2	0						
4604-CP	4604/02	2	0						
4606-CP	4606	8	0						
4608-CP	4608	7	0						
4610-CP	4610	4	50.00						
4612-CP	4612/24	4	0						
4614-CP	4614	3	0						
4616-CP	4616	5	40.00						
4618-CP	4618	4	25.00						
4620-CP	4620	3	0						
4622-CP	4622	1	0						
4626-CP	4626	0	0						
4650-MB	4650	0	0						
4800-CP	4800/4600	2	0						
4851-MB	4851/53	0	0						
4852-CP	4852	0	0						
4855-CP	4855	0	0						
5500-CP	5500	10	40.00						
5550-CP	5550	0	0						
5552-CP	5552	0	0						
5570-CP	5570	8	37.5						
5571-CP	5571	1	33.3						
5573-CP	5573	3	37.5						
5590-MB	5590/5851	2	0						
5600-CP	5600	0	16.7						

DIRECT PRIMARY ELECTION PLACER COUNTY, CA, JUNE 5, 1990

11

\*\*\* AMERICAN INDEPENDENT PARTY OFFICES \*\*\*

	REGISTRATION	BALLOTS CAST	TURNOUT	GOVERNOR - AIP CHUCK MORSA	JEROME MC CREADY	LT GOVERNOR - AIP CHARLES SZYCHOWSKI	MERTON SHORT	SEC OF STATE - AIP THEODORE NICHOLOFF	CONTROLLER - AIP EDMOND KAISER
5602-CP 5602	11	4	36.4						
5608-CP 5608	4	3	75.0						
5610-CP 5610	6	6	100.0						
5612-CP 5612	9	11	122.2						
5700-CP 5700	8	6	75.0						
5701-CP 5701	6	4	66.7						
5702-CP 5702	9	2	22.2						
5703-CP 5703	9	1	11.1						
5704-CP 5704	3	0	0.0						
5705-CP 5705	4	1	25.0						
5800-CP 5300	6	1	16.7						
5802-CP 5302	5	1	20.0						
5853-MB 5353 /5950	1	1	20.0						
5902-CP 5902	9	2	22.2						
5904-CP 5904	12	1	8.3						
5906-CP 5906	14	0	0.0						
5908-CP 5908	4	1	25.0						
5910-CP 5910	11	0	0.0						
5912-CP 5912	10	1	10.0						
5916-CP 5916	3	0	0.0						
5918-CP 5918	14	2	14.3						
5920-CP 5920	0	0	0.0						
5922-CP 5922	12	3	25.0						
5924-CP 5924	7	3	42.9						
5926-CP 5926	7	3	42.9						
5952-MB 5952 /54/02	5	0	0.0						
ABSENTEE TOTALS	1113	37	3.3	8	8	6	10	14	14
GRAND TOTALS	1113	312	28.0	90	80	54	113	144	149

DIRECT PRIMARY ELECTION PLACER COUNTY, CA, JUNE 5, 1990

12 \*\*\*GRAND-TOTALS

\*\*\* AMERICAN INDEPENDENT PARTY OFFICES \*\*\*

	REGISTRATION	BALLOTS CAST	TURNOUT	PAUL MEEUWENBERG TREASURER - AIP	ATTORNEY GENERAL - FILED AIP	INSURANCE - FILED AIP	STATE DISTRICT - FILED AIP	US REP - FILED AIP
PLACER COUNTY	1113	312	28.0	150	0	0	0	0
14TH CONGRESSIONAL	1113	312	28.0	150	0	0	0	0
1ST SENATE	1113	312	28.0	150	0	0	0	0
5TH ASSEMBLY	678	196	28.9	89	0	0	0	0
7TH ASSEMBLY	435	116	26.7	61	0	0	0	0
1ST SUPERVISORIAL	282	88	31.2	41	0	0	0	0
2ND SUPERVISORIAL	208	76	36.5	33	0	0	0	0
3RD SUPERVISORIAL	209	59	28.2	25	0	0	0	0
4TH SUPERVISORIAL	184	34	18.5	21	0	0	0	0
5TH SUPERVISORIAL	230	55	23.9	30	0	0	0	0
AUBURN	75	23	30.7	7	0	0	0	0
COLFAX	10	4	40.0					
LINCOLN	63	22	34.9	11	0	0	0	0
ROCKLIN	90	24	26.7	13	0	0	0	0
ROSEVILLE	248	77	31.0	36	0	0	0	0
LOOMIS	44	9	20.5					
UNINCORPORATED AREA	583	153	26.2	74	0	0	0	0

DIRECT PRIMARY ELECTION PLACER COUNTY, CA, JUNE 5, 1990

12 \*\*\*ABSENTEE TOTALS

\*\* AMERICAN INDEPENDENT PARTY OFFICES \*\*

	REGISTRATION	BALLOT CAST	TURNOUT	PAUL TREASURER - AIP	ATTORNEY GENERAL - AIP	INSURANCE COMMISSIONER - AIP	STATE DISTRICT - AIP	US REPRESENTATIVE - AIP
PLACER COUNTY	1113	37	3.3	12	0	0	0	0
14TH CONGRESSIONAL	1113	37	3.3	12	0	0	0	0
1ST SENATE	1113	37	3.3	12	0	0	0	0
5TH ASSEMBLY	678	26	3.8	7	0	0	0	0
7TH ASSEMBLY	435	11	2.5	5	0	0	0	0
1ST SUPERVISORIAL	282	10	3.5	2	0	0	0	0
2ND SUPERVISORIAL	208	7	3.4					
3RD SUPERVISORIAL	209	9	4.3					
4TH SUPERVISORIAL	184	6	3.3					
5TH SUPERVISORIAL	230	5	2.2					
AUBURN	75	5	6.7					
COLFAX	10	0	0.0					
LINCOLN	63	2	3.2					
ROCKLIN	89	5	5.6					
ROSEVILLE	248	9	3.6					
LOOMIS	44	1	2.3					
UNINCORPORATED AREA	584	15	2.6	7	0	0	0	0




DIRECT PRIMARY ELECTION PLACER COUNTY, CA, JUNE 5, 1990

-12-

\*\*\* AMERICAN INDEPENDENT PARTY OFFICES \*\*\*

REGISTRATION	BALLOTS CAST	TURNOUT	PAUL TREASURER - AIP	ATTORNEY GENERAL - AIP	INSURANCE COMM - AIP	STATE DISTRICT OF AIP	US REP NO
1100-CP	1100	2	0	0	0	0	0
1101-CP	1101	5	0	0	0	0	0
1102-CP	1102	5	0	0	0	0	0
1103-CP	1103	116	4	80	36	4	0
1104-CP	1104	6	0	0	0	0	0
1105-CP	1105	119	2	18	18	2	0
1106-CP	1106	4	1	11	1	1	0
1107-CP	1107	5	0	20	0	0	0
1108-CP	1108	1	0	0	0	0	0
1110-CP	1110	6	0	33	0	0	0
1111-CP	1111	6	2	33	3	3	0
1112-CP	1112	5	2	40	0	0	0
1113-CP	1113	4	1	14	0	0	0
1114-CP	1114	6	3	50	0	0	0
1116-CP	1116	3	1	33	3	3	0
1117-CP	1117	4	1	25	0	0	0
1118-CP	1118	2	0	0	0	0	0
1119-CP	1119	7	0	0	0	0	0
1120-CP	1120	7	1	14	0	0	0
1121-CP	1121	5	3	60	0	0	0
1122-CP	1122	8	1	12	5	5	0
1123-CP	1123	6	1	11	1	1	0
1124-CP	1124	9	3	33	3	3	0
1126-CP	1126	0	0	0	0	0	0
1127-CP	1127	8	4	50	0	0	0
1128-CP	1128	8	6	75	0	0	0
1129-CP	1129	7	1	14	3	3	0
1130-CP	1130	5	2	40	0	0	0
1131-CP	1131	5	0	0	0	0	0
1133-CP	1133	8	0	0	0	0	0
1134-CP	1134	4	2	50	0	0	0
1136-CP	1136	4	1	0	0	0	0
1137-CP	1137	7	0	60	0	0	0
1139-CP	1139	9	0	0	0	0	0
1141-CP	1141	7	0	0	0	0	0
1145-CP	1145	7	2	28	6	6	0
1147-CP	1147	9	1	11	1	1	0
1150-CP	1150	0	0	0	0	0	0
1151-CP	1151	0	0	0	0	0	0
1153-MB	1153	3	0	0	0	0	0
1170-CP	1170	6	3	50	0	0	0
1172-CP	1172	1	0	0	0	0	0
1181-CP	1181	1	4	36	4	4	0
1183-CP	1183	3	9	56	3	3	0
1187-CP	1187	9	3	33	3	3	0
1190-MS	1190	7	1	33	3	3	0
1191-CP	1191	0	0	0	0	0	0
1601-CP	1601	0	2	22	2	2	0
1603-CP	1603	8	7	55	0	0	0
1651-MB	1651	1	53/55	50	0	0	0



DIRECT PRIMARY ELECTION PLACER COUNTY, CA, JUNE 5, 1990

12

\* \* AMERICAN INDEPENDENT PARTY OFFICES \* \*

		REGISTRATION	BALLOTS CAST	TURNOUT	PAUL MEEUWENBERG TREASURER - AIP	ATTORNEY GENERAL - AIP	INSURANCE CANDIDATE - AIP	STATE DISTRICT OFFICE - AIP	US REP 14TH DISTRICT - AIP
1657-MB	1657/59	4	1	25.0					
1661-MB	1661	1	0	0.0					
2001-CP	2001	14	4	28.6					
2003-CP	2003	5	2	40.0					
2005-CP	2005	14	5	35.7					
2007-CP	2007/11	15	5	33.3					
2009-CP	2009/13	15	6	26.7					
2051-MB	2051	0	0	0.0					
2053-CP	2053	0	0	0.0					
2071-CP	2071	4	1	25.0					
2073-CP	2073/75	12	5	41.7					
2091-MB	2091/95	2	1	50.0					
2093-MB	2093/2851	2	0	0.0					
2201-CP	2201	3	3	100.0					
2207-CP	2207	5	1	20.0					
2209-CP	2209	6	1	16.7					
2211-CP	2211	4	1	25.0					
2215-CP	2215/03	7	1	14.3					
2217-CP	2217/06	4	4	66.7					
2219-CP	2219/05	3	0	0.0					
2221-CP	2221/13	9	2	22.2					
2253-CP	2253	0	0	0.0					
2291-CP	2291	0	0	0.0					
2293-MB	2293/95	0	0	0.0					
2297-CP	2297	0	0	0.0					
2601-CP	2601	1	6	50.0					
2603-CP	2603	0	0	0.0					
2701-CP	2701	1	1	20.0					
2703-CP	2703	7	2	28.6					
2705-CP	2705	1	5	50.0					
2707-CP	2707	1	0	0.0					
2709-CP	2709	6	1	16.7					
2711-CP	2711	1	4	33.3					
2801-CP	2801	4	0	0.0					
2803-CP	2803	2	0	0.0					
2805-CP	2805	0	0	0.0					
2807-CP	2807	5	4	80.0					
2850-CP	2850	0	0	0.0					
2853-CP	2853	0	0	0.0					
2900-CP	2900	0	0	0.0					
2903-CP	2903/05	1	3	60.0					
3400-CP	3400	1	0	0.0					
3401-CP	3401	1	0	0.0					
3402-CP	3402	1	0	0.0					
3403-CP	3403	9	4	44.4					
3405-CP	3405	1	5	33.3					
3406-CP	3406	6	3	50.0					
3408-CP	3408	3	0	0.0					
3410-CP	3410	5	0	0.0					
3412-CP	3412/16	1	1	8.3					

DIRECT PRIMARY ELECTION PLACER COUNTY, CA, JUNE 5, 1990

\*\*\* AMERICAN INDEPENDENT PARTY OFFICES \*\*\*

12

REGISTRATION	BALLOTS CAST	TURNOUT	PAUL MEEUWENBERG TREASURER - AYP	ATTORNEY GENERAL - FILED AYP	INSURANCE CANDIDATE - FILED AYP	STATE DISTRICT EQUAIP	US PEP 14TH DIST - FILED AYP
34114-CP							
34118-CP							
34181-CP							
34182-CP							
34183-CP							
34184-CP							
34185-CP							
34186-CP							
34187-CP							
34188-CP							
34189-CP							
34190-CP							
34191-CP							
34192-CP							
34193-CP							
34194-CP							
34195-CP							
34196-CP							
34197-CP							
34198-CP							
34199-CP							
34200-CP							
34201-CP							
34202-CP							
34203-CP							
34204-CP							
34205-CP							
34206-CP							
34207-CP							
34208-CP							
34209-CP							
34210-CP							
34211-CP							
34212-CP							
34213-CP							
34214-CP							
34215-CP							
34216-CP							
34217-CP							
34218-CP							
34219-CP							
34220-CP							
34221-CP							
34222-CP							
34223-CP							
34224-CP							
34225-CP							
34226-CP							
34227-CP							
34228-CP							
34229-CP							
34230-CP							
34231-CP							
34232-CP							
34233-CP							
34234-CP							
34235-CP							
34236-CP							
34237-CP							
34238-CP							
34239-CP							
34240-CP							
34241-CP							
34242-CP							
34243-CP							
34244-CP							
34245-CP							
34246-CP							
34247-CP							
34248-CP							
34249-CP							
34250-CP							
34251-CP							
34252-CP							



34119-CP  
34120-CP  
34121-CP  
34122-CP  
34123-CP  
34124-CP  
34125-CP  
34126-CP  
34127-CP  
34128-CP  
34129-CP  
34130-CP  
34131-CP  
34132-CP  
34133-CP  
34134-CP  
34135-CP  
34136-CP  
34137-CP  
34138-CP  
34139-CP  
34140-CP  
34141-CP  
34142-CP  
34143-CP  
34144-CP  
34145-CP  
34146-CP  
34147-CP  
34148-CP  
34149-CP  
34150-CP  
34151-CP  
34152-CP  
34153-CP  
34154-CP  
34155-CP  
34156-CP  
34157-CP  
34158-CP  
34159-CP  
34160-CP  
34161-CP  
34162-CP  
34163-CP  
34164-CP  
34165-CP  
34166-CP  
34167-CP  
34168-CP  
34169-CP  
34170-CP  
34171-CP  
34172-CP  
34173-CP  
34174-CP  
34175-CP  
34176-CP  
34177-CP  
34178-CP  
34179-CP  
34180-CP  
34181-CP  
34182-CP  
34183-CP  
34184-CP  
34185-CP  
34186-CP  
34187-CP  
34188-CP  
34189-CP  
34190-CP  
34191-CP  
34192-CP  
34193-CP  
34194-CP  
34195-CP  
34196-CP  
34197-CP  
34198-CP  
34199-CP  
34200-CP  
34201-CP  
34202-CP  
34203-CP  
34204-CP  
34205-CP  
34206-CP  
34207-CP  
34208-CP  
34209-CP  
34210-CP  
34211-CP  
34212-CP  
34213-CP  
34214-CP  
34215-CP  
34216-CP  
34217-CP  
34218-CP  
34219-CP  
34220-CP  
34221-CP  
34222-CP  
34223-CP  
34224-CP  
34225-CP  
34226-CP  
34227-CP  
34228-CP  
34229-CP  
34230-CP  
34231-CP  
34232-CP  
34233-CP  
34234-CP  
34235-CP  
34236-CP  
34237-CP  
34238-CP  
34239-CP  
34240-CP  
34241-CP  
34242-CP  
34243-CP  
34244-CP  
34245-CP  
34246-CP  
34247-CP  
34248-CP  
34249-CP  
34250-CP  
34251-CP  
34252-CP

DIRECT PRIMARY ELECTION PLACER COUNTY, CA, JUNE 5, 1990

12

\*\*\* AMERICAN INDEPENDENT PARTY OFFICES \*\*\*

		REGISTRATION	BALLOTS CAST	TURNOUT	PAUL MEEUWENBERG TREASURER - AIP	ATTORNEY GENERAL - AIP	INSURANCE CANDIDATE - AIP	STATE DISTRICT OFFICIAL - AIP	US REPRESENTATIVE CANDIDATE - AIP
4254-MB	4290	0	0	0.00					
4255-CP	4255	0	0	0.00					
4256-CP	4256	0	0	0.00					
4270-CP	4270	1	1	100.00					
4291-MB	4291/92	2	0	0.00					
4293-CP	4293	0	0	0.00					
4300-CP	4300	5	3	60.00					
4301-CP	4301	4	1	25.00					
4303-CP	4303/05	13	0	0.00					
4307-CP	4307	6	0	0.00					
4309-CP	4309/13	5	2	40.00					
4311-CP	4311	10	2	20.00					
4350-MB	4350/52	0	0	0.00					
4351-CP	4351	0	0	0.00					
4353-CP	4353	0	0	0.00					
4354-MB	4354/56	0	0	0.00					
4355-MB	4355/57	0	0	0.00					
4358-MB	4358/60	1	1	100.00					
4359-CP	4359	0	0	0.00					
4370-CP	4370	6	1	16.67					
4371-CP	4371	2	0	0.00					
4372-CP	4372/74	0	2	200.00					
4374-MB	4374	0	0	0.00					
4376-CP	4376	4	1	25.00					
4600-CP	4600/4800	3	1	33.33					
4602-CP	4602/4604	2	2	100.00					
4604-CP	4604/02	2	0	0.00					
4606-CP	4606	8	0	0.00					
4608-CP	4608	4	0	0.00					
4610-CP	4610	2	5	250.00					
4612-CP	4612/24	4	0	0.00					
4614-CP	4614	3	0	0.00					
4616-CP	4616	5	2	40.00					
4618-CP	4618	4	1	25.00					
4620-CP	4620	3	0	0.00					
4622-CP	4622	1	0	0.00					
4626-CP	4626	0	0	0.00					
4650-MB	4650	0	0	0.00					
4800-CP	4800/4600	2	0	0.00					
4851-MB	4851/53	0	0	0.00					
4852-CP	4852	0	0	0.00					
4855-CP	4855	0	0	0.00					
5500-CP	5500	10	4	40.00					
5550-CP	5550	0	0	0.00					
5552-CP	5552	0	0	0.00					
5570-CP	5570	8	3	37.50					
5571-CP	5571	3	1	33.33					
5573-CP	5573	8	3	37.50					
5590-MB	5590/5851	2	0	0.00					
5600-CP	5600	6	1	16.67					

DIRECT PRIMARY ELECTION PLACER COUNTY, CA, JUNE 5, 1990

12

\*\*\* AMERICAN INDEPENDENT PARTY OFFICES \*\*\*

		REGISTRATION	BALLOTS CAST	TURNOUT	PAUL TREASURER - AIP	ATTORNEY GENERAL - AIP	INSURANCE CANDIDATE - AIP	STATE DISTRICT - AIP	US REPRESENTATIVE - AIP
5602	-CP	5602	11	4					
5608	-CP	5608	14	3					
5610	-CP	5610	6	0					
5612	-CP	5612	9	1					
5700	-CP	5700	8	6					
5701	-CP	5701	9	4					
5702	-CP	5702	9	2					
5703	-CP	5703	9	1					
5704	-CP	5704	3	0					
5705	-CP	5705	4	1					
5800	-CP	5800	6	1					
5802	-CP	5802	5	1					
5803	-MB	5853/5950	5	1					
5902	-CP	5902	9	2					
5904	-CP	5904	12	1					
5906	-CP	5906	14	0					
5908	-CP	5908	14	1					
5910	-CP	5910	11	0					
5912	-CP	5912	10	1					
5916	-CP	5916	3	0					
5918	-CP	5918	14	2					
5920	-CP	5920	0	0					
5922	-CP	5922	12	3					
5924	-CP	5924	7	0					
5926	-CP	5926	7	3					
5952	-MB	5952/54/02	5	0					
ABSENTEE TOTALS		1113	37	3.3	12	0	0	0	0
GRAND TOTALS		1113	312	28.0	150	0	0	0	0

DIRECT PRIMARY ELECTION PLACER COUNTY, CA, JUNE 5, 1990

13 \*\*\*GRAND-TOTALS \*\*\* AMERICAN INDEPENDENT PARTY OFFICES \*\*\*

	REGISTRATION	BALLOTS CAST	TURNOUT	ASSEMBLY 5TH DIST - AIP	NO CANDIDATE FILED
PLACER COUNTY	678	196	28.9		0
14TH CONGRESSIONAL	678	196	28.9		0
1ST SENATE	678	196	28.9		0
5TH ASSEMBLY	678	196	28.9		0
1ST SUPERVISORIAL	275	86	31.3		0
2ND SUPERVISORIAL	145	51	35.2		0
3RD SUPERVISORIAL	114	31	27.2		0
4TH SUPERVISORIAL	144	28	19.4		0
AUBURN	75	23	30.7		0
LINCOLN	63	22	34.9		0
ROCKLIN	90	24	26.7		0
ROSEVILLE	248	77	31.0		0
LOOMIS	6	3	50.0		0
UNINCORPORATED AREA	196	47	24.0		0

DIRECT PRIMARY ELECTION PLACER COUNTY, CA, JUNE 5, 1990

13 ***ABSENTEE TOTALS				** AMERICAN INDEPENDENT PARTY OFFICES **	
	REGISTRATION	BALLOTS CAST	TURNOUT	ASSEMBLY 5TH DISTRICT - AIP	NO CANDIDATE FILED
PLACER COUNTY	678	26	3.8	0	
14TH CONGRESSIONAL	678	26	3.8	0	
1ST SENATE	678	26	3.8	0	
5TH ASSEMBLY	678	26	3.8	0	
1ST SUPERVISORIAL	275	10	3.6		
2ND SUPERVISORIAL	145	6	4.1		
3RD SUPERVISORIAL	114	5	4.4		
4TH SUPERVISORIAL	144	5	3.5		
AUBURN	75	5	6.7		
LINCOLN	63	2	3.2		
ROCKLIN	89	5	5.6		
ROSEVILLE	248	9	3.6		
LOOMIS	6	0	0.0		
UNINCORPORATED AREA	197	5	2.5		

DIRECT PRIMARY ELECTION PLACER COUNTY, CA, JUNE 5, 1990

-13-

\*\*\* AMERICAN INDEPENDENT PARTY OFFICES \*\*\*

REGISTRATION  
 BALLOTS  
 CAST  
 TURNOUT  
 ASSEMBLY  
 5TH  
 DISTRICT  
 NO  
 CANDIDATE  
 FILED  
 AIP

1100-CP	1100	0	0	0.0
1101-CP	1101	0	0	0.0
1102-CP	1102	5	4	80.0
1103-CP	1103	11	4	36.4
1104-CP	1104	6	0	0.0
1105-CP	1105	1	2	18.2
1106-CP	1106	9	1	11.1
1107-CP	1107	4	0	0.0
1108-CP	1108	5	1	20.0
1110-CP	1110	6	0	0.0
1111-CP	1111	6	2	33.3
1112-CP	1112	9	2	40.0
1113-CP	1113	7	1	14.3
1114-CP	1114	6	0	0.0
1116-CP	1116	3	1	33.3
1117-CP	1117	4	0	0.0
1118-CP	1118	2	0	0.0
1119-CP	1119	9	0	0.0
1120-CP	1120	7	1	14.3
1121-CP	1121	5	3	60.0
1122-CP	1122	8	1	12.5
1123-CP	1123	9	1	11.1
1124-CP	1124	9	3	33.3
1126-CP	1126	0	0	0.0
1127-CP	1127	8	4	50.0
1128-CP	1128	8	6	75.0
1129-CP	1129	7	1	14.3
1130-CP	1130	0	2	40.0
1131-CP	1131	5	0	0.0
1133-CP	1133	3	0	0.0
1134-CP	1134	4	0	0.0
1136-CP	1136	1	0	0.0
1137-CP	1137	6	0	0.0
1139-CP	1139	0	0	0.0
1141-CP	1141	3	0	0.0
1145-CP	1145	7	2	28.6
1147-CP	1147	9	1	11.1
1150-CP	1150	0	0	0.0
1151-CP	1151	0	0	0.0
1153-MB	1153	0	0	0.0
1170-CP	1170	6	3	50.0
1172-CP	1172	1	0	0.0
1181-CP	1181	1	4	36.4
1183-CP	1183	16	9	56.3
1187-CP	1187	9	3	33.3
1190-MB	1190	3	1	33.3
1191-CP	1191	0	0	0.0
1601-CP	1601	8	2	22.2
1603-CP	1603	8	2	25.0
2001-CP	2001	14	4	28.6





DIRECT PRIMARY ELECTION PLACER COUNTY, CA, JUNE 5, 1990

13

\*\*\* AMERICAN INDEPENDENT PARTY OFFICES \*\*\*

REGISTRATION	BALLOTS CAST	TURNOUT	ASSEMBLY DIST	CANDIDATE FILED
2003	5	2		
2005	14	5		
2007/11	15	5		
2009/13	15	4		
2053	0	0		
2099/195	0	0		
2201	3	1		
2207	1	1		
2209	1	1		
2211	1	1		
2215/03	7	4		
2217	4	0		
2219/05	3	0		
2221/13	2	2		
2253	0	0		
2299/195	0	0		
2297	0	0		
2707	1	1		
2709	1	1		
2880	2	4		
2885	0	0		
2900	0	0		
2903/05	1	3		
3400	1	0		
3401	2	0		
3402	1	1		
3403	2	4		
3405	1	5		
3406	6	3		
3408	0	0		
3410	0	0		
3412/16	1	1		
3414	5	2		
3418	7	2		
3451	0	0		
3470	0	0		
3471	0	1		
3472	3	6		
3601	6	0		
3603	7	2		
3605	7	1		
3800	6	2		
3800	0	0		
41150	0	0		
4170	0	1		
4174	7	0		
4176/88	4	0		
4178/80	0	2		
4182	0	0		

DIRECT PRIMARY ELECTION PLACER COUNTY, CA, JUNE 5, 1990

13

\*\* AMERICAN INDEPENDENT PARTY OFFICES \*\*

ASSEMBLY NO  
CANDIDATE  
S TH  
DIST  
- FILED  
A I P

REGISTRATION  
BALLOTS  
CAST  
TURNOUT

4184-MB	4184/86	0	0	0.0	
4190-MB	4190/92	0	0	0.0	
4200-CP	4200	2	0	0.0	
4201-CP	4201	9	0	0.0	
4203-CP	4203	3	0	0.0	
4205-CP	4205	1	33	33.3	
4207-CP	4207	9	11	11.1	
4209-CP	4209	4	25	25.0	
4211-CP	4211	9	11	11.1	
4213-CP	4213/15	7	28	28.6	
4250-CP	4250	0	0	0.0	
4355-MB	4252/53/54	1	0	0.0	
4255-MB	4290	0	0	0.0	
4255-CP	4255	0	0	0.0	
4256-CP	4256	0	0	0.0	
4270-CP	4270	1	10	10.0	
4291-MB	4291/92	2	0	0.0	
4293-CP	4293	0	0	0.0	
4300-CP	4300	5	6	6.0	
4350-MB	4350/52	0	0	0.0	
4354-MB	4354/56	0	0	0.0	
4355-MB	4355/57	0	0	0.0	
4358-MB	4358/60	1	0	0.0	
4370-CP	4370	6	16	16.7	
4372-CP	4372/74	9	22	22.2	
4374-MB	4374	0	0	0.0	
4376-CP	4376	4	0	0.0	
4600-CP	4600/4800	3	3	3.3	
4602-CP	4602/4604	8	23	23.0	
4604-CP	4604/02	2	0	0.0	
4606-CP	4606	8	0	0.0	
4608-CP	4608	4	0	0.0	
4610-CP	4610	4	50	50.0	
4612-CP	4612/24	4	0	0.0	
4614-CP	4614	3	0	0.0	
4616-CP	4616	5	40	40.0	
4618-CP	4618	4	25	25.0	
4620-CP	4620	3	0	0.0	
4622-CP	4622	1	0	0.0	
4626-CP	4626	0	0	0.0	
4650-MB	4650	0	0	0.0	
4800-CP	4800/4600	2	0	0.0	

ABSENTEE TOTALS 678 26 3.8 0  
GRAND TOTALS 678 196 28.9 0

DIRECT PRIMARY ELECTION PLACER COUNTY, CA, JUNE 5, 1990

14 \*\*\*GRAND TOTALS \*\*\* AMERICAN INDEPENDENT PARTY OFFICES \*\*\*

	REGISTRATION	BALLOTS CAST	TURNOUT	ASSEMBLY 7TH DISTRICT AIP	NO CANDIDATE FILED
PLACER COUNTY	435	116	26.7	0	
14TH CONGRESSIONAL	435	116	26.7	0	
1ST SENATE	435	116	26.7	0	
7TH ASSEMBLY	435	116	26.7	0	
1ST SUPERVISORIAL	7	2	28.6		
2ND SUPERVISORIAL	63	25	39.7	0	
3RD SUPERVISORIAL	95	28	29.5	0	
4TH SUPERVISORIAL	40	6	15.0		
5TH SUPERVISORIAL	230	55	23.9	0	
AUBURN	0	0	0.0		
COLFAX	10	4	40.0		
LINCOLN	0	0	0.0		
LOOMIS	38	6	15.8		
UNINCORPORATED AREA	387	106	27.4	0	

DIRECT PRIMARY ELECTION PLACER COUNTY, CA, JUNE 5, 1990

14 ***ABSENTEE TOTALS				** AMERICAN INDEPENDENT PARTY OFFICES **
	REGISTRATION	BALLOTS CAST	TURNOUT	ASSEMBLY NO. 7TH DISTRICT - FILED AIP
PLACER COUNTY	435	11	2.5	0
14TH CONGRESSIONAL	435	11	2.5	0
1ST SENATE	435	11	2.5	0
7TH ASSEMBLY	435	11	2.5	0
1ST SUPERVISORIAL	7	0	0.0	
2ND SUPERVISORIAL	63	1	1.6	
3RD SUPERVISORIAL	95	4	4.2	
4TH SUPERVISORIAL	40	1	2.5	
5TH SUPERVISORIAL	230	5	2.2	
AUBURN	0	0	0.0	
COLFAX	10	0	0.0	
LINCOLN	0	0	0.0	
LOOMIS	38	1	2.6	
UNINCORPORATED AREA	387	10	2.6	

DIRECT PRIMARY ELECTION PLACER COUNTY, CA, JUNE 5, 1990

14

\*\* AMERICAN INDEPENDENT PARTY OFFICES \*\*

		REGISTRATION	BALLOTS CAST	TURNOUT	ASSEMBLY NO. 7TH DISTRICT - AIP	CANDIDATE FILED
1651-MB	1651/53/55	2	1	50.0		
1657-MB	1657/59	1	1	25.0		
1661-MB	1661	1	0	0.0		
2051-MB	2051	1	0	0.0		
2071-CP	2071	1	1	25.0		
2073-CP	2073/75	1	2	41.7		
2093-MB	2093/2851	2	2	0.0		
2601-CP	2601	1	2	50.0		
2603-CP	2603	0	0	0.0		
2701-CP	2701	5	1	20.0		
2703-CP	2703	7	2	28.6		
2705-CP	2705	10	5	50.0		
2801-CP	2801	4	0	0.0		
2803-CP	2803	2	0	0.0		
2807-CP	2807	5	4	80.0		
3453-CP	3453	0	0	0.0		
3455-CP	3455	0	0	0.0		
3607-CP	3607	3	0	0.0		
3609-CP	3609	2	0	0.0		
3611-CP	3611	5	0	0.0		
3613-CP	3613	4	3	33.3		
3615-CP	3615	3	1	33.3		
3617-CP	3617	6	1	16.7		
3619-CP	3619/27	1	0	0.0		
3621-CP	3621	8	1	12.5		
3623-CP	3623	2	1	50.0		
3625-CP	3625	1	1	100.0		
3701-CP	3701	1	2	33.3		
3703-CP	3703	2	1	50.0		
3751-MB	3751/3890	2	1	50.0		
3802-CP	3802	8	1	12.5		
3804-CP	3804	1	1	25.0		
3805-CP	3805	5	3	60.0		
3901-CP	3901	7	2	28.6		
3905-CP	3905	6	2	33.3		
3907-CP	3907	7	2	28.6		
3909-CP	3909	8	2	25.0		
4301-CP	4301	4	1	25.0		
4303-CP	4303/05	1	3	0.0		
4307-CP	4307	6	0	0.0		
4309-CP	4309/13	5	2	40.0		
4311-CP	4311	1	0	0.0		
4351-CP	4351	0	0	0.0		
4353-CP	4353	0	0	0.0		
4359-CP	4359	0	0	0.0		
4371-CP	4371	2	0	0.0		
4851-MB	4851/53	0	0	0.0		
4852-CP	4852	0	0	0.0		
4855-CP	4855	0	0	0.0		

DIRECT PRIMARY ELECTION PLACER COUNTY, CA, JUNE 5, 1990

14

\*\*\* AMERICAN INDEPENDENT PARTY OFFICES \*\*\*

	REGISTRATION	BALLOTS CAST	TURNOUT	ASSEMBLY 7TH DIST - AIP	NO CANDIDATE FILED
5500 - CP	10	4	40.0		
5550 - CP	0	0	0.0		
5552 - CP	0	0	0.0		
5570 - CP	3	3	33.3		
5571 - CP	3	3	33.3		
5573 - CP	3	3	33.3		
5590 /5851 MB	2	0	0.0		
5600 - CP	6	1	16.7		
5602 - CP	11	4	36.4		
5608 - CP	4	3	75.0		
5610 - CP	6	0	0.0		
5612 - CP	9	1	11.1		
5700 - CP	8	6	75.0		
5701 - CP	6	4	66.7		
5702 - CP	9	2	22.2		
5703 - CP	1	1	11.1		
5704 - CP	3	0	0.0		
5705 - CP	4	1	25.0		
5800 - CP	6	1	16.7		
5802 - CP	5	1	20.0		
5853 /5950 MB	5	1	20.0		
5900 - CP	9	2	22.2		
5904 - CP	12	1	8.3		
5906 - CP	14	0	0.0		
5908 - CP	4	1	25.0		
5910 - CP	11	0	0.0		
5912 - CP	10	1	10.0		
5916 - CP	3	0	0.0		
5918 - CP	14	2	14.3		
5920 - CP	0	0	0.0		
5922 - CP	12	3	25.0		
5924 - CP	7	0	0.0		
5926 - CP	7	3	42.9		
5952 /54/02 MB	5	0	0.0		
ABSENTEE TOTALS	435	11	2.5	0	
GRAND TOTALS	435	116	26.7	0	

DIRECT PRIMARY ELECTION PLACER COUNTY, CA, JUNE 5, 1990

15 \*\*\*GRAND TOTALS \*\*\* PEACE AND FREEDOM PARTY OFFICES \*\*\*

	REGISTRATION	BALLOTS CAST	TURNOUT	MARRIA MUNOZ GOVERNOR - PLZF	MERLE WOOD	EMMA MAR GOVERNOR - PLZF	CADABES CESAR	KUHN CLYDE	FAUSTO JULIE STATE - PLZF	ALARCON EVELINA
PLACER COUNTY	246	40	16.3	20	7	13	9	5	17	11
14TH CONGRESSIONAL	246	40	16.3	20	7	13	9	5	17	11
1ST SENATE	246	40	16.3	20	7	13	9	5	17	11
5TH ASSEMBLY	138	21	15.2	9	4	6	6	3	8	6
7TH ASSEMBLY	108	19	17.6	11	3	7	3	2	9	5
1ST SUPERVISORIAL	55	7	12.7							
2ND SUPERVISORIAL	33	9	27.3							
3RD SUPERVISORIAL	62	10	16.1							
4TH SUPERVISORIAL	36	4	11.1							
5TH SUPERVISORIAL	60	10	16.7							
AUBURN	17	4	23.5							
COLFAX	4	1	25.0							
LINCOLN	9	3	33.3							
ROCKLIN	21	3	14.3							
ROSEVILLE	52	7	13.5							
LOOMIS	5	0	0.0							
UNINCORPORATED AREA	138	22	15.9	12	4	8	3	3	10	6

DIRECT PRIMARY ELECTION PLACER COUNTY, CA, JUNE 5, 1990

15 \*\*\*ABSENTEE TOTALS

\*\* PEACE AND FREEDOM PARTY OFFICES \*\*

	REGISTRATION	BALLOTS CAST	TURNOUT	GOVERNOR - MARRIA MUNOZ P-F	MERLE WOOD	LT GOVERNOR - EMMA P-F	CESAR CADABES	CLYDE KUHN	SEC OF STATE - JULIE FAUSTO	EVELINA ALARCON
PLACER COUNTY	246	5	2.0							
14TH CONGRESSIONAL	246	5	2.0							
1ST SENATE	246	5	2.0							
5TH ASSEMBLY	138	3	2.2							
7TH ASSEMBLY	108	2	1.9							
1ST SUPERVISORIAL	55	2	3.6							
2ND SUPERVISORIAL	33	0	0.0							
3RD SUPERVISORIAL	62	1	1.6							
4TH SUPERVISORIAL	36	1	2.8							
5TH SUPERVISORIAL	60	1	1.7							
AUBURN	17	0	0.0							
COLFAX	4	0	0.0							
LINCOLN	9	0	0.0							
ROCKLIN	21	1	4.8							
ROSEVILLE	52	2	3.8							
LOOMIS	5	0	0.0							
UNINCORPORATED AREA	138	2	1.4							



DIRECT PRIMARY ELECTION PLACER COUNTY, CA, JUNE 5, 1990

-15-

\* \* PEACE AND FREEDOM PARTY OFFICES \* \*

		REGISTRATION	BALLOTS CAST	TURNOUT	GOVERNOR - MARRIA MUNOZ	MERLE WOOD	LT GOVERNOR - EMMA P. MAR	CESAR CADABES	CLYDE KUHN	SEC OF STATE - JULIE FAUSTO	EVELINA ALARCON
1100-CP	1100	0	0	0.0							
1101-CP	1101	0	0	0.0							
1102-CP	1102	0	0	0.0							
1103-CP	1103	0	0	0.0							
1104-CP	1104	0	0	0.0							
1105-CP	1105	0	0	0.0							
1106-CP	1106	0	1	50.0							
1107-CP	1107	0	0	0.0							
1108-CP	1108	0	0	0.0							
1110-CP	1110	0	0	0.0							
1111-CP	1111	4	1	25.0							
1112-CP	1112	1	0	0.0							
1113-CP	1113	0	0	0.0							
1114-CP	1114	2	0	0.0							
1116-CP	1116	1	0	0.0							
1117-CP	1117	1	1	100.0							
1118-CP	1118	4	0	0.0							
1119-CP	1119	5	0	0.0							
1120-CP	1120	0	0	0.0							
1121-CP	1121	1	0	0.0							
1122-CP	1122	1	0	0.0							
1123-CP	1123	3	0	0.0							
1124-CP	1124	0	0	0.0							
1126-CP	1126	0	0	0.0							
1127-CP	1127	4	1	25.0							
1128-CP	1128	1	0	0.0							
1129-CP	1129	1	0	0.0							
1130-CP	1130	2	0	0.0							
1131-CP	1131	1	0	0.0							
1133-CP	1133	2	0	0.0							
1134-CP	1134	0	0	0.0							
1136-CP	1136	1	0	0.0							
1137-CP	1137	0	0	0.0							
1139-CP	1139	0	0	0.0							
1141-CP	1141	3	0	0.0							
1145-CP	1145	1	0	0.0							
1147-CP	1147	4	0	0.0							
1150-CP	1150	0	0	0.0							
1151-CP	1151	0	0	0.0							
1153-MB	1153	0	0	0.0							
1170-CP	1170	0	0	0.0							
1172-CP	1172	1	0	0.0							
1181-CP	1181	0	0	0.0							
1183-CP	1183	1	1	100.0							
1187-CP	1187	0	0	0.0							
1190-MB	1190	0	0	0.0							
1191-CP	1191	0	0	0.0							
1601-CP	1601	1	0	0.0							
1603-CP	1603	0	0	0.0							
1651-MB	1651/53/55	0	0	0.0							

DIRECT PRIMARY ELECTION PLACER COUNTY, CA, JUNE 5, 1990

15

\*\*\* PEACE AND FREEDOM PARTY OFFICES \*\*\*

REGISTRATION	BALLOTS CAST	TURNOUT	GOVERNOR - MARRIA MUNOZ	MERLE WOOD	GOVERNOR - EMMAR PARR	CESAR CADA BEES	CLYDE KUHN	SEC OF STATE - JULIE FAUSTO	EVELINA ALARCON
1657-MB	1657/59	1	0	0	0				
1661-MB	1661	0	0	0	0				
2001-CBP	2001	3	2	66.7					
2003-CBP	2003	1	1	50.0					
2005-CBP	2005	1	0	0.0					
2007-CBP	2007/11	2	0	0.0					
2009-CBP	2009/13	1	0	0.0					
2051-MB	2051	0	0	0.0					
2053-CBP	2053	0	0	0.0					
2071-CBP	2071	1	0	0.0					
2073-CBP	2073/75	1	1	100.0					
2091-MB	2091/95	0	0	0.0					
2093-MB	2093/2851	0	0	0.0					
2201-CBP	2201	1	0	0.0					
2207-CBP	2207	2	1	50.0					
2209-CBP	2209	1	1	100.0					
2211-CBP	2211	1	0	0.0					
2215-CBP	2215/03	1	0	0.0					
2217-CBP	2217	0	0	0.0					
2219-CBP	2219/05	1	0	0.0					
2221-CBP	2221/13	1	0	0.0					
2253-CBP	2253	0	0	0.0					
2291-CBP	2291	0	0	0.0					
2293-MB	2293/95	0	0	0.0					
2297-CBP	2297	0	0	0.0					
2601-CBP	2601	2	1	50.0					
2603-CBP	2603	1	0	0.0					
2701-CBP	2701	0	0	0.0					
2703-CBP	2703	0	0	0.0					
2705-CBP	2705	0	0	0.0					
2707-CBP	2707	0	0	0.0					
2709-CBP	2709	1	0	0.0					
2711-CBP	2711	1	0	0.0					
2801-CBP	2801	1	1	100.0					
2803-CBP	2803	1	0	0.0					
2805-CBP	2805	1	1	100.0					
2807-CBP	2807	3	2	66.7					
2850-CBP	2850	0	0	0.0					
2853-CBP	2853	0	0	0.0					
2900-CBP	2900	0	0	0.0					
2903-CBP	2903/05	1	0	0.0					
3400-CBP	3400	2	1	50.0					
3401-CBP	3401	5	0	0.0					
3402-CBP	3402	3	0	0.0					
3403-CBP	3403	0	0	0.0					
3405-CBP	3405	0	0	0.0					
3406-CBP	3406	0	0	0.0					
3408-CBP	3408	1	1	100.0					
3410-CBP	3410	1	0	0.0					
3412-CBP	3412/16	2	2	100.0					



DIRECT PRIMARY ELECTION PLACER COUNTY, CA, JUNE 5, 1990

15

\*\*\* PEACE AND FREEDOM PARTY OFFICES \*\*\*

REGISTRATION	BALLOTS CAST	TURNOUT	GOVERNOR - MARRIA MUNOZ	MERRLE WOOD	LT GOVERNOR - EMMA MAR	CESAR CADABES	CYLYDE KUH	SEC OF STATE - JULIE FAUSTO	EVELINA ALARCON
3414	3	0							
3418	0	0							
3451	0	0							
3453	0	0							
3455	0	0							
3470	0	0							
3471	0	0							
3472	2	1							
3601	2	1							
3603	2	0							
3605	2	0							
3607	0	0							
3609	1	0							
3611	1	0							
3613	3	0							
3615	0	0							
3617	1	0							
3619/27	1	0							
3621	1	0							
3623	0	0							
3625	0	0							
3701	1	0							
3703	1	0							
3751/3890	0	0							
3800	2	0							
3802	2	6							
3804	0	0							
3805	0	0							
3901	8	2							
3905	5	2							
3907	5	0							
3909	1	0							
4150	1	0							
4170	1	0							
4174	1	0							
4176/88	1	0							
4178/80	2	0							
4182	0	0							
4184/86	0	0							
4190/92	0	0							
4200	2	0							
4201	1	0							
4203	1	0							
4205	4	1							
4207	0	2							
4209	0	0							
4211	1	0							
4213/15	1	0							
4250	0	0							
4252/53/54	0	0							

DIRECT PRIMARY ELECTION PLACER COUNTY, CA, JUNE 5, 1990

15

\* \* PEACE AND FREEDOM PARTY OFFICES \* \*

	REGISTRATION	BALLOTS CAST	TURNOUT	MARRIA MUNOZ GOVERNOR - P-F	MERLE WOOD	EMMA MAR LT GOVERNOR - P-F	CESAR CADABES	CLYDE KUHN	JULIE FAUSTO SEC OF STATE - P-F	EVELINA ALARCON
4254-MB	4290	0	0	0.0						
4255-CP	4255	0	0	0.0						
4256-CP	4256	0	0	0.0						
4270-CP	4270	0	0	0.0						
4291-MB	4291/92	0	0	0.0						
4293-CP	4293	0	0	0.0						
4300-CP	4300	0	0	0.0						
4301-CP	4301	1	0	0.0						
4303-CP	4303/05	1	0	0.0						
4307-CP	4307	3	0	0.0						
4309-CP	4309/13	0	0	0.0						
4311-CP	4311	0	0	0.0						
4350-MB	4350/52	0	0	0.0						
4351-CP	4351	0	0	0.0						
4353-CP	4353	0	0	0.0						
4354-MB	4354/56	0	0	0.0						
4355-MB	4355/57	0	0	0.0						
4358-MB	4358/60	0	0	0.0						
4359-CP	4359	0	0	0.0						
4370-CP	4370	0	0	0.0						
4371-CP	4371	1	0	0.0						
4372-CP	4372/74	2	0	0.0						
4374-MB	4374	0	0	0.0						
4376-CP	4376	0	0	0.0						
4600-CP	4600/4800	0	0	0.0						
4602-CP	4602/4804	3	0	0.0						
4604-CP	4604/02	0	0	0.0						
4606-CP	4606	0	0	0.0						
4608-CP	4608	0	0	0.0						
4610-CP	4610	1	0	0.0						
4612-CP	4612/24	1	0	0.0						
4614-CP	4614	1	0	0.0						
4616-CP	4616	1	0	0.0						
4618-CP	4618	0	0	0.0						
4620-CP	4620	1	0	0.0						
4622-CP	4622	1	0	0.0						
4626-CP	4626	1	1	100.0						
4650-MB	4650	0	0	0.0						
4800-CP	4800/4600	1	1	100.0						
4851-MB	4851/53	0	0	0.0						
4852-CP	4852	0	0	0.0						
4855-CP	4855	0	0	0.0						
5500-CP	5500	4	1	25.0						
5550-CP	5550	0	0	0.0						
5552-CP	5552	0	0	0.0						
5570-CP	5570	0	0	0.0						
5571-CP	5571	2	1	50.0						
5573-CP	5573	0	0	0.0						
5590-MB	5590/5851	0	0	0.0						
5600-CP	5600	1	0	0.0						



DIRECT PRIMARY ELECTION PLACER COUNTY, CA, JUNE 5, 1990

15

\*\*\* PEACE AND FREEDOM PARTY OFFICES \*\*\*

	REGISTRATION	BALLOTS CAST	TURNOUT	GOVERNOR - P I F M A R I A M U N O Z	M E R L E W O O	L T GOVERNOR - P I F E M M A	C E S A R C A D A B E S	C L Y D E K U H N	S E C O F S T A T E - P I F J U L I E F A U S T O	E V E L I N A A L A R C O N
5602-CP 5602	3	1	33.3							
5608-CP 5608	1	0	0.0							
5610-CP 5610	0	0	0.0							
5612-CP 5612	2	0	50.0							
5700-CP 5700	1	0	0.0							
5701-CP 5701	0	0	0.0							
5702-CP 5702	3	1	33.3							
5703-CP 5703	0	0	0.0							
5704-CP 5704	2	1	50.0							
5705-CP 5705	1	0	100.0							
5800-CP 5800	0	0	0.0							
5802-CP 5802	0	0	0.0							
5853-MB 5853/5950	1	0	0.0							
5902-CP 5902	5	0	0.0							
5904-CP 5904	5	0	0.0							
5906-CP 5906	4	0	0.0							
5908-CP 5908	4	0	0.0							
5910-CP 5910	3	0	0.0							
5912-CP 5912	0	0	0.0							
5916-CP 5916	2	0	0.0							
5918-CP 5918	4	0	25.0							
5920-CP 5920	1	0	100.0							
5922-CP 5922	4	0	0.0							
5924-CP 5924	5	0	0.0							
5926-CP 5926	3	0	0.0							
5952-MB 5952/54/02	1	0	0.0							
ABSENTEE TOTALS	246	5	2.0	2	2	3	2	0	3	2
GRAND TOTALS	246	40	16.3	20	7	13	9	5	17	11

DIRECT PRIMARY ELECTION PLACER COUNTY, CA, JUNE 5, 1990

16 \*\*\*GRAND TOTALS

\*\*\* PEACE AND FREEDOM PARTY OFFICES \*\*\*

	REGISTRATION	BALLOTS CAST	TURNOUT	CONTRROLLER GENEVIEVE TORRES PIFF	SHIRLEY ISAACSON	RICHARD ROSE	ELIZABETH TREASURER NAKANO	LEWIS SHIREMAN	JANET LEWIS	ATTORNEY GENERAL ROBERT EVANS
PLACER COUNTY	246	40	16.3	9	7	14	10	13	8	23
14TH CONGRESSIONAL	246	40	16.3	9	7	14	10	13	8	23
1ST SENATE	246	40	16.3	9	7	14	10	13	8	23
5TH ASSEMBLY	138	21	15.2	6	4	6	8	3	4	9
7TH ASSEMBLY	108	19	17.6	3	3	8	2	10	4	14
1ST SUPERVISORIAL	55	7	12.7							
2ND SUPERVISORIAL	33	9	27.3							
3RD SUPERVISORIAL	62	10	16.1							
4TH SUPERVISORIAL	36	4	11.1							
5TH SUPERVISORIAL	60	10	16.7							
AUBURN	17	4	23.5							
COLFAX	4	1	25.0							
LINCOLN	9	3	33.3							
ROCKLIN	21	3	14.3							
ROSEVILLE	52	7	13.5							
LOOMIS	5	0	0.0							
UNINCORPORATED AREA	138	22	15.9	3	3	10	3	10	5	14

DIRECT PRIMARY ELECTION PLACER COUNTY, CA, JUNE 5, 1990

16 \*\*\*ABSENTEE TOTALS

\* \* PEACE AND FREEDOM PARTY OFFICES \* \*

	REGISTRATION	BALLOTS CAST	TURNOUT	GENE VIEVE TORRES CONTROLLER - P - F	SHIRLEY ISAACSON	RICHARD ROSE	ELIZABETH NAKANO TREASURER - P - F	LEWIS SHIREMAN	JANET LEWIS	ATTORNEY GENERAL - P - F ROBERT EVANS
PLACER COUNTY	246	5	2.0							
14TH CONGRESSIONAL	246	5	2.0							
1ST SENATE	246	5	2.0							
5TH ASSEMBLY	138	3	2.2							
7TH ASSEMBLY	108	2	1.9							
1ST SUPERVISORIAL	55	2	3.6							
2ND SUPERVISORIAL	33	0	0.0							
3RD SUPERVISORIAL	62	1	1.6							
4TH SUPERVISORIAL	36	1	2.8							
5TH SUPERVISORIAL	60	1	1.7							
AUBURN	17	0	0.0							
COLFAX	4	0	0.0							
LINCOLN	9	0	0.0							
ROCKLIN	21	1	4.8							
ROSEVILLE	52	2	3.8							
LOOMIS	5	0	0.0							
UNINCORPORATED AREA	138	2	1.4							


DIRECT PRIMARY ELECTION PLACER COUNTY, CA, JUNE 5, 1990

16

\* \* PEACE AND FREEDOM PARTY OFFICES \* \*

REGISTRATION  
 BALLOTS CAST  
 TURNOUT  
 GENEVIEVE TORRES  
 SHIRLEY ISAACSON  
 RICHARD ROSE  
 ELIZABETH NAKANO  
 TRESURER - PIF  
 LEWIS SHIREMAN  
 JANET LEWIS  
 ATTORNEY GENERAL - PIF  
 ROBERT EVANS

1100-CP	1100	0	0	0
1101-CP	1101	0	0	0
1102-CP	1102	0	0	0
1103-CP	1103	0	0	0
1104-CP	1104	0	0	0
1105-CP	1105	0	0	0
1106-CP	1106	0	0	0
1107-CP	1107	0	50	0
1108-CP	1108	0	0	0
1110-CP	1110	0	0	0
1111-CP	1111	4	25	0
1112-CP	1112	0	0	0
1113-CP	1113	0	0	0
1114-CP	1114	0	0	0
1116-CP	1116	0	0	0
1117-CP	1117	0	10	0
1118-CP	1118	0	0	0
1119-CP	1119	0	0	0
1120-CP	1120	0	0	0
1121-CP	1121	0	0	0
1122-CP	1122	0	0	0
1123-CP	1123	0	0	0
1124-CP	1124	0	0	0
1126-CP	1126	0	0	0
1127-CP	1127	0	25	0
1128-CP	1128	0	0	0
1129-CP	1129	0	0	0
1130-CP	1130	0	0	0
1131-CP	1131	0	0	0
1133-CP	1133	0	0	0
1134-CP	1134	38	0	0
1136-CP	1136	32	0	0
1137-CP	1137	0	0	0
1139-CP	1139	0	0	0
1141-CP	1141	0	0	0
1145-CP	1145	0	0	0
1147-CP	1147	49	0	0
1150-CP	1150	0	0	0
1151-CP	1151	0	0	0
1153-MB	1153	0	0	0
1170-CP	1170	0	0	0
1172-CP	1172	0	0	0
1181-CP	1181	43	0	0
1183-CP	1183	35	0	0
1187-CP	1187	0	10	0
1190-MB	1190	92	0	0
1191-CP	1191	0	0	0
1601-CP	1601	0	0	0
1603-CP	1603	0	0	0
1651-MB	1651	53/55	0	0





DIRECT PRIMARY ELECTION PLACER COUNTY, CA, JUNE 5, 1990

\* \* PEACE AND FREEDOM PARTY OFFICES \* \*


16

	REGISTRATION	BALLOTS CAST	TURNOUT	CONTRIBUTORS	SHIRLEY ISAACSON	RICHARD ROSE	ELIZABETH NAKANO TREASURER - P-F	LEWIS SHIREMAN	JANET LEWIS	ATTORNEY ROBERT EVANS GENERAL - P-F
1657		1	0	0						
1661		1	0	0						
2001		2	6	66.7						
2003		1	5	50.0						
2005		1	0	0.0						
2007		2	0	0.0						
2009		1	0	0.0						
2051		1	0	0.0						
2053		0	0	0.0						
2071		1	0	0.0						
2073		1	1	100.0						
2091		1	0	0.0						
2093		1	0	0.0						
2201		1	0	0.0						
2207		2	0	0.0						
2209		1	1	100.0						
2211		1	0	0.0						
2215		1	0	0.0						
2217		0	0	0.0						
2219		1	0	0.0						
2221		1	0	0.0						
2253		0	0	0.0						
2291		0	0	0.0						
2293		0	0	0.0						
2297		0	0	0.0						
2601		2	1	50.0						
2603		1	0	0.0						
2701		0	0	0.0						
2703		0	0	0.0						
2705		0	0	0.0						
2707		0	0	0.0						
2709		1	0	0.0						
2711		1	0	0.0						
2801		1	1	100.0						
2803		1	0	0.0						
2805		1	1	100.0						
2807		1	2	200.0						
2850		0	0	0.0						
2853		0	0	0.0						
2900		0	0	0.0						
2903		1	0	0.0						
3400		1	5	50.0						
3401		0	0	0.0						
3402		3	0	0.0						
3403		0	0	0.0						
3405		0	0	0.0						
3406		0	0	0.0						
3408		1	1	100.0						
3410		0	0	0.0						
3412		2	2	100.0						

DIRECT PRIMARY ELECTION PLACER COUNTY, CA, JUNE 5, 1990

\*\*\* PEACE AND FREEDOM PARTY OFFICES \*\*\*

	REGISTRATION	BALLOTS CAST	TURNOUT	GENEVIÈVE TORRES CONTROLLER - P - F	SHIRLEY ISAACSON	RICHARD ROSE	ELIZABETH NAKANO TREASURER - P - F	LEWIS SHIREMAN	JANET LEWIS	ROBERT EVANS GENERAL - P - F
34114										
34118										
34551										
34553										
34555										
34770										
34771										
34772										
36001										
36003										
36005										
36007										
36009										
36111										
36113										
36115										
36117										
36119										
36221										
36223										
36225										
37001										
37003										
37551										
38000										
38002										
38004										
38005										
39001										
39005										
39007										
39009										
41500										
41700										
41744										
41766										
41772										
41776										
41788										
41822										
41844										
41900										
42000										
42001										
42003										
42005										
42007										
42009										
42111										
42113										
42250										
42252										




DIRECT PRIMARY ELECTION PLACER COUNTY, CA, JUNE 5, 1990

\* \* PEACE AND FREEDOM PARTY OFFICES \* \*

	REGISTRATION	BALLOTS CAST	TURNOUT	GENEVIEVE TORRES CONTROLLER - P - F	SHIRLEY ISAACSON	RICHARD ROSE	ELIZABETH NAKANO TREASURER - P - F	LEWIS SHIREMAN	JANET LEWIS	ROBERT EVANS ATTORNEY GENERAL - P - F
--	--------------	--------------	---------	--	------------------	--------------	---------------------------------------	----------------	-------------	--

422554	0	0	0							
422555	0	0	0							
422556	0	0	0							
422700	0	0	0							
422911	0	0	0							
422933	0	0	0							
422933	1	0	0							
430000	0	0	0							
430011	0	0	0							
430033	0	0	0							
430077	0	0	0							
430099	0	0	0							
430111	0	0	0							
430300	0	0	0							
430300	1	0	0							
430303	0	0	0							
430307	0	0	0							
430309	0	0	0							
430311	0	0	0							
430350	0	0	0							
430351	0	0	0							
430353	0	0	0							
430354	0	0	0							
430355	0	0	0							
430358	0	0	0							
430359	0	0	0							
430370	0	0	0							
430371	0	0	0							
430372	0	0	0							
430374	0	0	0							
430376	0	0	0							
460000	0	0	0							
460022	0	0	0							
460044	0	0	0							
460044	1	0	0							
460066	0	0	0							
460088	0	0	0							
461010	0	0	0							
461010	1	0	0							
461012	0	0	0							
461014	0	0	0							
461016	0	0	0							
461018	0	0	0							
462000	0	0	0							
462000	1	0	0							
462022	0	0	0							
462026	0	0	0							
462026	1	0	10							
462050	0	0	0							
462050	1	0	10							
480000	0	0	0							
480000	1	0	10							
480055	0	0	0							
480055	1	0	10							
480055	0	0	0							
480055	1	0	10							
550000	0	0	0							
550000	4	1	25							
550000	0	0	0							
550000	0	0	0							
550022	0	0	0							
550070	0	0	0							
550070	0	0	5							
550071	0	0	0							
550073	0	0	0							
550090	0	0	0							
550090	1	0	0							
560000	0	0	0							



DIRECT PRIMARY ELECTION PLACER COUNTY, CA, JUNE 5, 1990

16

\*\*\* PEACE AND FREEDOM PARTY OFFICES \*\*\*

	REGISTRATION	BALLOTS CAST	TURNOUT	GENEVIEVE TORRES CONTROLLER - PIF	SHIRLEY ISAACSON	RICHARD ROSE	ELIZABETH NAKANO TREASURER - PIF	LEWIS SHIREMAN	JANET LEWIS	ROBERT EVANS ATTORNEY GENERAL - PIF
5602 - CP	5602	3	1	33.3						
5608 - CP	5608	1	0	0.0						
5610 - CP	5610	1	0	0.0						
5612 - CP	5612	2	1	50.0						
5700 - CP	5700	1	0	0.0						
5701 - CP	5701	1	0	0.0						
5702 - CP	5702	3	1	33.3						
5703 - CP	5703	0	0	0.0						
5704 - CP	5704	1	1	100.0						
5705 - CP	5705	2	1	50.0						
5800 - CP	5800	1	0	0.0						
5802 - CP	5802	1	0	0.0						
5803 - MB	5803 / 5950	1	0	0.0						
5902 - CP	5902	3	0	0.0						
5904 - CP	5904	5	0	0.0						
5906 - CP	5906	4	0	0.0						
5908 - CP	5908	0	0	0.0						
5910 - CP	5910	3	0	0.0						
5912 - CP	5912	0	0	0.0						
5916 - CP	5916	2	0	0.0						
5918 - CP	5918	4	1	25.0						
5920 - CP	5920	1	1	100.0						
5922 - CP	5922	4	0	0.0						
5924 - CP	5924	3	0	0.0						
5926 - CP	5926	3	0	0.0						
5952 - MB	5952 / 54 / 02	1	0	0.0						
ABSENTEE TOTALS	246	5	2.0	2	1	1	2	0	2	3
GRAND TOTALS	246	40	16.3	9	7	14	10	13	8	23

DIRECT PRIMARY ELECTION PLACER COUNTY, CA, JUNE 5, 1990

17 \*\*\*GRAND TOTALS

\* \* PEACE AND FREEDOM PARTY OFFICES \* \*

	REGISTRATION	BALLOTS CAST	TURNOUT	INSURANCE COMM - P - F	TOM CONDIT	BKWAKU DUREN	STATE DIST OF1 E-UP-ALF	NO CANDIDATE FILED	US REP 14TH DIST - P - F	NO CANDIDATE FILED
PLACER COUNTY	246	40	16.3	19	11		0	0		
14TH CONGRESSIONAL	246	40	16.3	19	11		0	0		
1ST SENATE	246	40	16.3	19	11		0	0		
5TH ASSEMBLY	138	21	15.2	11	4		0	0		
7TH ASSEMBLY	108	19	17.6	8	7		0	0		
1ST SUPERVISORIAL	55	7	12.7							
2ND SUPERVISORIAL	33	9	27.3							
3RD SUPERVISORIAL	62	10	16.1	5	2		0	0		
4TH SUPERVISORIAL	36	4	11.1							
5TH SUPERVISORIAL	60	10	16.7	4	4		0	0		
AUBURN	17	4	23.5							
COLFAX	4	1	25.0							
LINCOLN	9	3	33.3							
ROCKLIN	21	3	14.3							
ROSEVILLE	52	7	13.5							
LOOMIS	5	0	0.0							
UNINCORPORATED AREA	138	22	15.9	9	8		0	0		

DIRECT PRIMARY ELECTION PLACER COUNTY, CA, JUNE 5, 1990

17 \*\*\*ABSENTEE TOTALS


\*\*\* PEACE AND FREEDOM PARTY OFFICES \*\*\*

	REGISTRATION	BALLOTS CAST	TURNOUT	INSURANCE COMM - P - F	TOM CONDIT	B K W A K U D U R E N	STATE DIST OF 1 E - O U P - A - L F	N O C A N D I D A T E F I L E D	U S R E P 1 4 T H D I S T - P - F	N O C A N D I D A T E F I L E D
PLACER COUNTY	246	5	2.0							
14TH CONGRESSIONAL	246	5	2.0							
1ST SENATE	246	5	2.0							
5TH ASSEMBLY	138	3	2.2							
7TH ASSEMBLY	108	2	1.9							
1ST SUPERVISORIAL	55	2	3.6							
2ND SUPERVISORIAL	33	0	0.0							
3RD SUPERVISORIAL	62	1	1.6							
4TH SUPERVISORIAL	36	1	2.8							
5TH SUPERVISORIAL	60	1	1.7							
AUBURN	17	0	0.0							
COLFAX	4	0	0.0							
LINCOLN	9	0	0.0							
ROCKLIN	21	1	4.8							
ROSEVILLE	52	2	3.8							
LOOMIS	5	0	0.0							
UNINCORPORATED AREA	138	2	1.4							

DIRECT PRIMARY ELECTION PLACER COUNTY, CA, JUNE 5, 1990

\* \* PEACE AND FREEDOM PARTY OFFICES \* \*

	REGISTRATION	BALLOTS CAST	CONTRIBUT	INSURANCE COM - P - F	TOM CONDIT	B KWAKU DUREN	STATE DIST OF 1 E - Q U P - A - L F	NO CANDIDATE FILED	U S REP 14TH DIST - P - F	NO CANDIDATE FILED
1100 -CP	1100	0	0							
1101 -CP	1101		0							
1102 -CP	1102	1	0							
1103 -CP	1103	0	0							
1104 -CP	1104	0	0							
1105 -CP	1105	2	0							
1106 -CP	1106	2	1				5			
1107 -CP	1107	2	0				0			
1108 -CP	1108	0	0				0			
1110 -CP	1110	0	0				0			
1111 -CP	1111	4	1				2			
1112 -CP	1112	1	0				0			
1113 -CP	1113	0	0				0			
1114 -CP	1114	2	0				0			
1116 -CP	1116	1	0				0			
1117 -CP	1117	1	1				10			
1118 -CP	1118	4	0				0			
1119 -CP	1119	5	0				0			
1120 -CP	1120	0	0				0			
1121 -CP	1121	1	0				0			
1122 -CP	1122	1	0				0			
1123 -CP	1123	3	0				0			
1124 -CP	1124	0	0				0			
1126 -CP	1126	0	0				0			
1127 -CP	1127	4	1				2			
1128 -CP	1128	1	0				0			
1129 -CP	1129	1	0				0			
1130 -CP	1130	2	0				0			
1131 -CP	1131	1	0				0			
1133 -CP	1133	2	0				0			
1134 -CP	1134 / 38	0	0				0			
1136 -CP	1136 / 32	1	0				0			
1137 -CP	1137	0	0				0			
1139 -CP	1139	0	0				0			
1141 -CP	1141	3	0				0			
1145 -CP	1145	1	0				0			
1147 -CP	1147 / 49	4	0				0			
1150 -CP	1150	0	0				0			
1151 -CP	1151	0	0				0			
1153 -CP	1153	0	0				0			
1170 -CP	1170	0	0				0			
1172 -CP	1172	1	0				0			
1181 -CP	1181 / 43	0	0				0			
1183 -CP	1183 / 35	1	1				10			
1187 -CP	1187	0	0				0			
1190 -MB	1190 / 92	0	0				0			
1191 -CP	1191	0	0				0			
1601 -CP	1601	1	0				0			
1603 -CP	1603	0	0				0			
1651 -MB	1651 / 53 / 55	0	0				0			




DIRECT PRIMARY ELECTION PLACER COUNTY, CA, JUNE 5, 1990

\* \* PEACE AND FREEDOM PARTY OFFICES \* \*

17

REGISTRATION	BALLOTS CAST	TURNOUT	INSURANCE COMM - P - F	COMMIT	KWAKU DUREN	STATE BIST OF E Q U A L F	NO CANDIDATE FILED	U S REP 14TH DIST - F	NO CANDIDATE FILED
1657-MB	1657/59	0	1	0					
1661-MB	1661	0	0	0					
2001-CPP	2001	0	0	0					
2003-CPP	2003	0	0	0					
2005-CPP	2005	0	0	0					
2007-CPP	2007/11	0	0	0					
2009-CPP	2009/13	0	0	0					
2051-MB	2051	0	0	0					
2053-CPP	2053	0	0	0					
2071-CPP	2071	0	0	0					
2073-CPP	2073/75	10	0	0					
2091-MB	2091/95	0	0	0					
2093-MB	2093/2351	0	0	0					
2201-CPP	2201	0	0	0					
2207-CPP	2207	0	0	0					
2209-CPP	2209	10	0	0					
2211-CPP	2211	0	0	0					
2215-CPP	2215/03	0	0	0					
2217-CPP	2217	0	0	0					
2219-CPP	2219/05	0	0	0					
2221-CPP	2221/13	0	0	0					
2253-CPP	2253	0	0	0					
2291-CPP	2291	0	0	0					
2293-MB	2293/95	0	0	0					
2297-CPP	2297	0	0	0					
2601-CPP	2601	50	0	0					
2603-CPP	2603	0	0	0					
2701-CPP	2701	0	0	0					
2703-CPP	2703	0	0	0					
2705-CPP	2705	0	0	0					
2707-CPP	2707	0	0	0					
2709-CPP	2709	0	0	0					
2711-CPP	2711	0	0	0					
2801-CPP	2801	10	0	0					
2803-CPP	2803	0	0	0					
2805-CPP	2805	10	0	0					
2807-CPP	2807	20	0	0					
2850-CPP	2850	0	0	0					
2853-CPP	2853	0	0	0					
2900-CPP	2900	0	0	0					
2903-CPP	2903/05	0	0	0					
3400-CPP	3400	50	0	0					
3401-CPP	3401	0	0	0					
3402-CPP	3402	0	0	0					
3403-CPP	3403	0	0	0					
3405-CPP	3405	0	0	0					
3406-CPP	3406	0	0	0					
3408-CPP	3408	10	0	0					
3410-CPP	3410	0	0	0					
3412-CPP	3412/16	10	0	0					






DIRECT PRIMARY ELECTION PLACER COUNTY, CA, JUNE 5, 1990

\* \* PEACE AND FREEDOM PARTY OFFICES \* \*

	REGISTRATION	BALLOTS CAST	TOTAL	INSURANCE COMM - P - F	COMMIT	B K W A K U  D U R E N	STATE DIS T R I C T  E G U A L	NO C A N D I D A T E  F I L E D	U S R E P O  1 4 T H D I S T  - P - F	N O  C A N D I D A T E  F I L E D
4414	-CP									
4418	-CP									
4451	-CP									
4453	-CP									
4455	-CP									
4470	-CP									
4471	-CP									
4472	-CP									
6001	-CP									
6003	-CP									
6005	-CP									
6007	-CP									
6009	-CP									
6111	-CP									
6113	-CP									
6115	-CP									
6117	-CP									
6119	-CP									
6221	-CP									
6223	-CP									
6225	-CP									
7001	-CP									
7003	-CP									
7751	-CP									
8000	-CP									
8002	-CP									
8004	-CP									
8005	-CP									
8901	-CP									
8905	-CP									
8907	-CP									
8909	-CP									
4150	-CP									
4170	-CP									
4174	-CP									
4176	-CP									
4178	-CP									
4182	-CP									
4184	-CP									
4190	-CP									
4200	-CP									
4201	-CP									
4203	-CP									
4205	-CP									
4207	-CP									
4209	-CP									
4211	-CP									
4213	-CP									
4250	-CP									
4252	-CP									



DIRECT PRIMARY ELECTION PLACER COUNTY, CA, JUNE 5, 1990

\* \* PEACE AND FREEDOM PARTY OFFICES \* \*

17

REGISTRATION	BALLOTS CAST	TURNOUT	INSURANCE COMM - P - F	TOM CONDIT	B KWAKU DUREN	STATE DISTRICT OFFICIAL	NO CANDIDATE FILED	U S REP 14TH DIST - F	NO CANDIDATE FILED
4254-MB	4290	0							
4255-CBP	4255	0							
4256-CBP	4256	0							
4270-CBP	4270	0							
4291-MB	4291/92	0							
4293-CBP	4293	0							
4300-CBP	4300	0							
4301-CBP	4301	1							
4303-CBP	4303/05	0							
4307-CBP	4307	3							
4309-CBP	4309/13	0							
4311-CBP	4311	0							
4350-MB	4350/52	0							
4351-CBP	4351	0							
4353-CBP	4353	0							
4354-MB	4354/56	0							
4355-MB	4355/57	0							
4358-MB	4358/60	0							
4359-CBP	4359	0							
4370-CBP	4370	0							
4371-CBP	4371	1							
4372-MB	4372/74	2							
4374-CBP	4374	0							
4376-CBP	4376	0							
4600-CBP	4600/4800	0							
4602-CBP	4602/4604	3							
4604-CBP	4604/02	0							
4606-CBP	4606	0							
4608-CBP	4608	0							
4610-CBP	4610	1							
4612-CBP	4612/24	1							
4614-CBP	4614	1							
4616-CBP	4616	1							
4618-CBP	4618	0							
4620-CBP	4620	1							
4622-CBP	4622	1							
4626-CBP	4626	1							
4650-MB	4650	0							
4800-CBP	4800/4600	1							
4851-MB	4851/53	1							
4852-CBP	4852	0							
4855-CBP	4855	0							
5500-CBP	5500	1							
5500-CBP	5500	0							
5500-CBP	5500	0							
5502-CBP	5502	0							
5502-CBP	5502	0							
5570-CBP	5570	0							
5571-CBP	5571	1							
5573-CBP	5573	0							
5590-MB	5590/5851	0							
5600-CBP	5600	1							

DIRECT PRIMARY ELECTION PLACER COUNTY, CA, JUNE 5, 1990

\*\*\* PEACE AND FREEDOM PARTY OFFICES \*\*\*

	REGISTRATION	BALLOTS CAST	TURNOUT	INSURANCE COMMITTEE - PIF	TOM CONDIT	B K W A K U  D U R E N	STATE DIS T R I C T O F 1  E - Q U A L I F I E D	NO C A N D I D A T E  F I L E D	U S R E P R E S E N T A T I V E  C A N D I D A T E  F I L E D
56002			33.3						
56008			0.0						
56100			50.0						
56112			0.0						
57000			0.0						
57001			0.0						
57002			33.3						
57003			0.0						
57004			50.0						
57005			100.0						
58000			0.0						
58002			0.0						
58533	5950		0.0						
59002			0.0						
59004			0.0						
59006			0.0						
59008			0.0						
59100			0.0						
59112			0.0						
59116			0.0						
59118			25.0						
59200			100.0						
59222			0.0						
59224			0.0						
59226			0.0						
59522	5402		0.0						
ABSENTEE TOTALS	246	5	2.0	1	2	0	0	0	0
GRAND TOTALS	246	40	16.3	19	11	0	0	0	0

## DIRECT PRIMARY ELECTION PLACER, TY, CA, JUNE 5, 1990

18 \*\*\*GRAND TOTALS \*\*\*\*\* \*\* PEACE AND FREEDOM PARTY OFFICES \*\*

	REGISTRATION	BALLOTS CAST	TURNOUT	ASSEMBLY 5TH DISTRICT - FILED	NO CANDIDATE
PLACER COUNTY	138	21	15.2	0	
14TH CONGRESSIONAL	138	21	15.2	0	
1ST SENATE	138	21	15.2	0	
5TH ASSEMBLY	138	21	15.2	0	
1ST SUPERVISORIAL	54	7	13.0		
2ND SUPERVISORIAL	21	5	23.8		
3RD SUPERVISORIAL	33	5	15.2		
4TH SUPERVISORIAL	30	4	13.3		
AUBURN	17	4	23.5		
LINCOLN	9	3	33.3		
ROCKLIN	21	3	14.3		
ROSEVILLE	52	7	13.5		
LOOMIS	0	0	0.0		
UNINCORPORATED AREA	39	4	10.3		

DIRECT PRIMARY ELECTION PLACER TY, CA, JUNE 5, 1990

18 \*\*\*ABSENTEE TOTALS

\* \* PEACE AND FREEDOM PARTY OFFICES \* \*

	REGISTRATION	BALLOTS CAST	TURNOUT	ASSEMBLY 5TH DISTRICT - P - F	NO CANDIDATE FILED
PLACER COUNTY	138	3	2.2		
14TH CONGRESSIONAL	138	3	2.2		
1ST SENATE	138	3	2.2		
5TH ASSEMBLY	138	3	2.2		
1ST SUPERVISORIAL	54	2	3.7		
2ND SUPERVISORIAL	21	0	0.0		
3RD SUPERVISORIAL	33	0	0.0		
4TH SUPERVISORIAL	30	1	3.3		
AUBURN	17	0	0.0		
LINCOLN	9	0	0.0		
ROCKLIN	21	1	4.8		
ROSEVILLE	52	2	3.8		
LOOMIS	0	0	0.0		
UNINCORPORATED AREA	39	0	0.0		

DIRECT PRIMARY ELECTION PLACER TY, CA, JUNE 5, 1990

18

\*\*\* PEACE AND FREEDOM PARTY OFFICES \*\*\*

	REGISTRATION	BALLOTS CAST	TURNOUT	ASSEMBLY DISTRICT	NO CANDIDATE FILED
1100	0	0	0.0		
1101	1	0	0.0		
1102	1	0	0.0		
1103	5	0	0.0		
1104	2	0	0.0		
1105	2	0	0.0		
1106	2	1	50.0		
1107	1	0	0.0		
1108	1	0	0.0		
1109	0	0	0.0		
1110	0	0	0.0		
1111	4	1	25.0		
1112	1	0	0.0		
1113	0	0	0.0		
1114	2	0	0.0		
1116	1	0	0.0		
1117	1	1	100.0		
1118	4	0	0.0		
1119	5	0	0.0		
1120	0	0	0.0		
1121	1	0	0.0		
1122	1	0	0.0		
1123	3	0	0.0		
1124	0	0	0.0		
1126	0	0	0.0		
1127	4	1	25.0		
1128	1	0	0.0		
1129	1	0	0.0		
1130	1	0	0.0		
1131	2	0	0.0		
1133	2	0	0.0		
1134	39	0	0.0		
1136	32	0	0.0		
1137	0	0	0.0		
1139	0	0	0.0		
1141	3	0	0.0		
1145	1	0	0.0		
1147	49	0	0.0		
1150	0	0	0.0		
1151	0	0	0.0		
1153	0	0	0.0		
1170	0	0	0.0		
1172	1	0	0.0		
1181	43	0	0.0		
1183	35	1	10.0		
1187	0	0	0.0		
1190	92	0	0.0		
1191	0	0	0.0		
1601	1	0	0.0		
1603	0	0	0.0		
1605	0	0	0.0		
2001	3	2	66.7		



DIRECT PRIMARY ELECTION PLACER TY, CA, JUNE 5, 1990

\* \* PEACE AND FREEDOM PARTY OFFICES \* \*

18

	REGISTRATION	BALLOTS CAST	TURNOUT	ASSEMBLY 5TH DIST - P-F	NO CANDIDATE FILED
4184-MB	4184/86	0	0	0.0	
4190-MB	4190/92	0	0	0.0	
4200-CP	4200	2	0	0.0	
4201-CP	4201	0	0	0.0	
4203-CP	4203	1	0	0.0	
4205-CP	4205	4	1	25.0	
4207-CP	4207	0	0	0.0	
4209-CP	4209	3	0	0.0	
4211-CP	4211	2	0	0.0	
4213-CP	4213/15	1	0	0.0	
4250-CP	4250	0	0	0.0	
4252-MB	4252/53/54	0	0	0.0	
4254-MB	4254	0	0	0.0	
4255-CP	4255	0	0	0.0	
4256-CP	4256	0	0	0.0	
4270-MB	4270	0	0	0.0	
4291-MB	4291/92	0	0	0.0	
4293-CP	4293	0	0	0.0	
4300-CP	4300	0	0	0.0	
4350-MB	4350/52	0	0	0.0	
4354-MB	4354/56	0	0	0.0	
4355-MB	4355/57	0	0	0.0	
4358-MB	4358/60	0	0	0.0	
4370-CP	4370	0	0	0.0	
4372-CP	4372/74	2	0	0.0	
4374-MB	4374	0	0	0.0	
4376-CP	4376	0	0	0.0	
4600-CP	4600/4800	0	0	0.0	
4602-CP	4602/4604	3	0	0.0	
4604-CP	4604/02	0	0	0.0	
4606-CP	4606	0	0	0.0	
4608-CP	4608	0	0	0.0	
4610-CP	4610	1	0	0.0	
4612-CP	4612/24	1	0	0.0	
4614-CP	4614	1	0	0.0	
4616-CP	4616	0	0	0.0	
4618-CP	4618	0	0	0.0	
4620-CP	4620	1	0	0.0	
4622-CP	4622	1	0	0.0	
4626-CP	4626	1	1	100.0	
4650-MB	4650	0	0	0.0	
4800-CP	4800/4600	1	1	100.0	
ABSENTEE TOTALS	138	3	2.2		
GRAND TOTALS	138	21	15.2		



## DIRECT PRIMARY ELECTION PLACER COUNTY, CA, JUNE 5, 1990

19 \*\*\*GRAND TOTALS

\*\* PEACE AND FREEDOM PARTY OFFICES \*\*

	REGISTRATION	BALLOTS CAST	TURNOUT	ASSEMBLY 7TH DISTRICT NO CANDIDATE FILED
PLACER COUNTY	108	19	17.6	
14TH CONGRESSIONAL	108	19	17.6	
1ST SENATE	108	19	17.6	
7TH ASSEMBLY	108	19	17.6	
1ST SUPERVISORIAL	1	0	0.0	
2ND SUPERVISORIAL	12	4	33.3	
3RD SUPERVISORIAL	29	5	17.2	
4TH SUPERVISORIAL	6	0	0.0	
5TH SUPERVISORIAL	60	10	16.7	
AUBURN	0	0	0.0	
COLFAX	4	1	25.0	
LINCOLN	0	0	0.0	
LOOMIS	5	0	0.0	
UNINCORPORATED AREA	99	18	18.2	

## DIRECT PRIMARY ELECTION PLACER COUNTY, CA, JUNE 5, 1990

19 \*\*\*ABSENTEE TOTALS

\*\*\* PEACE AND FREEDOM PARTY OFFICES \*\*

	REGISTRATION	BALLOTS CAST	TURNOUT	NO CANDIDATE FILED ASSEMBLY 7TH DIST P-F
PLACER COUNTY	108	2	1.9	
14TH CONGRESSIONAL	108	2	1.9	
1ST SENATE	108	2	1.9	
7TH ASSEMBLY	108	2	1.9	
1ST SUPERVISORIAL	1	0	0.0	
2ND SUPERVISORIAL	12	0	0.0	
3RD SUPERVISORIAL	29	1	3.4	
4TH SUPERVISORIAL	6	0	0.0	
5TH SUPERVISORIAL	60	1	1.7	
AUBURN	0	0	0.0	
COLFAX	4	0	0.0	
LINCOLN	0	0	0.0	
LOOMIS	5	0	0.0	
UNINCORPORATED AREA	99	2	2.0	

DIRECT PRIMARY ELECTION PLACER COUNTY, CA, JUNE 5, 1990

\* \* PEACE AND FREEDOM PARTY OFFICES \* \*

	REGISTRATION	BALLOTS CAST	TURNOUT	NO CANDIDATE FILED
1651-MB	0	0	0.0	
1657-MB	1	0	0.0	
1661-MB	0	0	0.0	
2051-MB	0	0	0.0	
2071-CP	1	0	0.0	
2073-CP	1	1	100.0	
2093-MB	0	0	0.0	
2601-CP	2	1	50.0	
2603-CP	1	0	0.0	
2701-CP	0	0	0.0	
2703-CP	0	0	0.0	
2705-CP	0	0	0.0	
2801-CP	1	1	100.0	
2803-CP	1	0	0.0	
2807-CP	5	1	20.0	
2853-CP	0	0	0.0	
3453-CP	0	0	0.0	
3455-CP	0	0	0.0	
3607-CP	0	0	0.0	
3609-CP	1	0	0.0	
3611-CP	1	0	0.0	
3613-CP	3	0	0.0	
3615-CP	0	0	0.0	
3617-CP	1	0	0.0	
3619-CP	1	0	0.0	
3621-CP	1	0	0.0	
3623-CP	0	0	0.0	
3625-CP	0	0	0.0	
3701-CP	0	0	0.0	
3703-CP	1	0	0.0	
3751-MB	0	0	0.0	
3802-CP	0	0	0.0	
3804-CP	0	0	66.7	
3805-CP	0	0	0.0	
3901-CP	8	0	25.0	
3905-CP	5	0	0.0	
3907-CP	2	0	0.0	
3909-CP	2	0	0.0	
4301-CP	1	0	0.0	
4303-CP	1	0	0.0	
4307-CP	3	0	0.0	
4309-CP	0	0	0.0	
4311-CP	0	0	0.0	
4351-CP	0	0	0.0	
4353-CP	0	0	0.0	
4355-CP	0	0	0.0	
4371-CP	1	0	0.0	
4851-MB	0	0	0.0	
4852-CP	0	0	0.0	
4855-CP	0	0	0.0	

DIRECT PRIMARY ELECTION PLACER TX, CA, JUNE 5, 1990

19

\*\*\* PEACE AND FREEDOM PARTY OFFICES \*\*\*

	REGISTRATION	BALLOTS CAST	TURNOUT	NO CANDIDATE FILED
5500-CP	5500	4	1	25.0
5550-CP	5550	0	0	0.0
5552-CP	5552	0	0	0.0
5570-CP	5570	0	0	0.0
5571-CP	5571	2	1	50.0
5573-CP	5573	0	0	0.0
5590-MB	5590/5851	0	0	0.0
5600-CP	5600	0	0	0.0
5606-CP	5606	1	1	33.3
5608-CP	5608	1	0	0.0
5610-CP	5610	0	0	0.0
5612-CP	5612	2	1	50.0
5700-CP	5700	1	0	0.0
5701-CP	5701	0	0	0.0
5702-CP	5702	3	1	33.3
5703-CP	5703	0	0	0.0
5704-CP	5704	2	1	50.0
5705-CP	5705	1	1	100.0
5800-CP	5800	0	0	0.0
5802-CP	5802	0	0	0.0
5853-MB	5853/5950	1	0	0.0
5902-CP	5902	3	0	0.0
5904-CP	5904	5	0	0.0
5906-CP	5906	4	0	0.0
5908-CP	5908	4	0	0.0
5910-CP	5910	3	0	0.0
5912-CP	5912	0	0	0.0
5916-CP	5916	2	0	0.0
5918-CP	5918	4	1	25.0
5920-CP	5920	1	1	100.0
5922-CP	5922	4	0	0.0
5924-CP	5924	5	0	0.0
5926-CP	5926	3	0	0.0
5952-MB	5952/54/02	1	0	0.0
ABSENTEE TOTALS	108	12	1.9	
GRAND TOTALS	108	19	17.6	

## DIRECT PRIMARY ELECTION PLACER TY, CA, JUNE 5, 1990

20 \*\*\*GRAND TOTALS

\* \* LIBERTARIAN PARTY OFFICES \* \*

	REGISTRATION	BALLOTS CAST	TURNOUT	DENNIS THOMPSON GOVERNOR - LIB	ANTHONY BAJADA GOVERNOR - LIB	SEC OF STATE - LIB KENNITA WATSON	CONROLLER THOMAS TRYON - LIB	NO CANDIDATE TREASURER - LIB FILED
PLACER COUNTY	375	149	39.7	125	125	124	124	0
14TH CONGRESSIONAL	375	149	39.7	125	125	124	124	0
1ST SENATE	375	149	39.7	125	125	124	124	0
5TH ASSEMBLY	173	75	43.4	59	58	57	58	0
7TH ASSEMBLY	202	74	36.6	66	67	67	66	0
1ST SUPERVISORIAL	41	14	34.1	12	12	11	9	0
2ND SUPERVISORIAL	44	16	36.4	13	13	13	13	0
3RD SUPERVISORIAL	89	41	46.1	34	34	33	33	0
4TH SUPERVISORIAL	80	37	46.3	30	29	29	31	0
5TH SUPERVISORIAL	121	41	33.9	36	37	38	38	0
AUBURN	18	12	66.7	8	8	8	9	0
COLFAX	5	3	60.0					
LINCOLN	9	2	22.2					
ROCKLIN	34	13	38.2	9	8	8	9	0
ROSEVILLE	36	13	36.1	12	12	11	9	0
LOOMIS	14	6	42.9					
UNINCORPORATED AREA	259	100	38.6	86	87	87	86	0

DIRECT PRIMARY ELECTION PLACER COUNTY, CA, JUNE 5, 1990

20 \*\*\*ABSENTEE TOTALS


\* \* LIBERTARIAN PARTY OFFICES \* \*

	REGISTRATION	BALLOTS CAST	TURNOUT	DENNIS THOMPSON GOVERNOR - LIB	ANTHONY BAJADA GOVERNOR - LIB	KENNITA WATSON SEC OF STATE - LIB	THOMAS TRYON CONTROLLER - LIB	TREASURER - LIB	CANDIDATE FILED
PLACER COUNTY	375	16	4.3	13	13	13	14	0	
14TH CONGRESSIONAL	375	16	4.3	13	13	13	14	0	
1ST SENATE	375	16	4.3	13	13	13	14	0	
5TH ASSEMBLY	173	7	4.0	[REDACTED]					
7TH ASSEMBLY	202	9	4.5	[REDACTED]					
1ST SUPERVISORIAL	41	3	7.3	[REDACTED]					
2ND SUPERVISORIAL	44	0	0.0	[REDACTED]					
3RD SUPERVISORIAL	89	4	4.5	[REDACTED]					
4TH SUPERVISORIAL	80	5	6.3	[REDACTED]					
5TH SUPERVISORIAL	121	4	3.3	[REDACTED]					
AUBURN	18	0	0.0	0	0	0	0	0	
COLFAX	5	0	0.0	0	0	0	0	0	
LINCOLN	9	0	0.0	0	0	0	0	0	
ROCKLIN	33	0	0.0	0	0	0	0	0	
ROSEVILLE	36	2	5.6	[REDACTED]					
LOOMIS	14	2	14.3	[REDACTED]					
UNINCORPORATED AREA	260	12	4.6	10	10	10	10	0	

DIRECT PRIMARY ELECTION PLACER COUNTY, CA, JUNE 5, 1990

LIBERTARIAN PARTY OFFICES

REGISTRATION	BALLOTS CAST	TURNOUT	GOVERNOR - DENNIS THOMPSON LIB	GOVERNOR - ANTHONY BAJADA LIB	SEC OF STATE - KENNITA WATSON LIB	CONTROLLER - THOMAS TRYON LIB	TREASURER - CANDIDATE FILED LIB
1100-CP	1100	00	00	00	00	00	00
1101-CP	1101	00	00	00	00	00	00
1102-CP	1102	00	00	00	00	00	00
1103-CP	1103	00	00	00	00	00	00
1104-CP	1104	00	00	00	00	00	00
1105-CP	1105	00	00	00	00	00	00
1106-CP	1106	10	00	00	00	00	00
1107-CP	1107	00	00	00	00	00	00
1108-CP	1108	00	00	00	00	00	00
1110-CP	1110	00	00	00	00	00	00
1111-CP	1111	00	00	00	00	00	00
1112-CP	1112	10	00	00	00	00	00
1113-CP	1113	10	00	00	00	00	00
1114-CP	1114	00	00	00	00	00	00
1116-CP	1116	00	00	00	00	00	00
1117-CP	1117	00	00	00	00	00	00
1118-CP	1118	00	00	00	00	00	00
1119-CP	1119	00	00	00	00	00	00
1120-CP	1120	00	00	00	00	00	00
1121-CP	1121	00	00	00	00	00	00
1122-CP	1122	00	00	00	00	00	00
1123-CP	1123	50	00	00	00	00	00
1124-CP	1124	00	00	00	00	00	00
1126-CP	1126	00	00	00	00	00	00
1127-CP	1127	00	00	00	00	00	00
1128-CP	1128	10	00	00	00	00	00
1129-CP	1129	33	00	00	00	00	00
1130-CP	1130	50	00	00	00	00	00
1131-CP	1131	00	00	00	00	00	00
1133-CP	1133	00	00	00	00	00	00
1134-CP	1134	38	00	00	00	00	00
1136-CP	1136	32	00	00	00	00	00
1137-CP	1137	00	00	00	00	00	00
1139-CP	1139	00	00	00	00	00	00
1141-CP	1141	10	00	00	00	00	00
1145-CP	1145	00	00	00	00	00	00
1147-CP	1147	74	00	00	00	00	00
1150-CP	1150	00	00	00	00	00	00
1151-CP	1151	00	00	00	00	00	00
1153-MB	1153	00	00	00	00	00	00
1170-CP	1170	00	00	00	00	00	00
1172-CP	1172	00	00	00	00	00	00
1181-CP	1181	43	00	00	00	00	00
1183-CP	1183	35	00	00	00	00	00
1187-CP	1187	00	00	00	00	00	00
1190-MB	1190	92	00	00	00	00	00
1191-CP	1191	00	00	00	00	00	00
1601-CP	1601	00	00	00	00	00	00
1603-CP	1603	00	00	00	00	00	00
1651-MB	1651	53/55	00	00	00	00	00




DIRECT PRIMARY ELECTION PLACER TY, CA, JUNE 5, 1990

20

\*\* LIBERTARIAN PARTY OFFICES \*\*

REGISTRATION	BALLOTS CAST	TURNOUT	LIB	GOVERNOR	LIB	GOVERNOR	LIB	SEC OF STATE	LIB	CONTROLLER	LIB	TREASURER	LIB	CANDIDATE FILED
1657														
1651														
2001														
2003														
2005														
2007														
2009														
2051														
2053														
2071														
2073														
2091														
2093														
2201														
2207														
2209														
2211														
2215														
2217														
2219														
2221														
2223														
2225														
2227														
2229														
2231														
2233														
2235														
2237														
2239														
2241														
2243														
2245														
2247														
2249														
2251														
2253														
2255														
2257														
2259														
2301														
2303														
2305														
2307														
2309														
2311														
2313														
2315														
2317														
2319														
2321														
2323														
2325														
2327														
2329														
2331														
2333														
2335														
2337														
2339														
2341														
2343														
2345														
2347														
2349														
2351														
2353														
2355														
2357														
2359														
2400														
2401														
2402														
2403														
2405														
2406														
2408														
2410														
2412														






DIRECT PRIMARY ELECTION PLACER COUNTY, CA, JUNE 5, 1990

20

\* \* LIBERTARIAN PARTY OFFICES \* \*

REGISTRATION  
 BALLOTS CAST  
 TURNOUT  
 DENNIS THOMPSON  
 GOVERNOR - LIB  
 ANTHONY BAJADA  
 GOVERNOR - LIB  
 KENNETH WATSON  
 STATE - LIB  
 THOMAS TRYON  
 CONTROLLER - LIB  
 CANDIDATE FILED  
 TREASURER - LIB

3411	-	C	P	2	100.0
4418	-	C	P	0	0.0
4455	-	C	P	0	0.0
4455	-	C	P	0	0.0
4470	-	C	P	0	0.0
4471	-	C	P	40	40.0
4472	-	C	P	0	0.0
6001	-	C	P	66	66.7
6003	-	C	P	50	50.0
6005	-	C	P	0	0.0
6007	-	C	P	0	0.0
6009	-	C	P	0	0.0
6011	-	C	P	50	50.0
6013	-	C	P	66	66.7
6015	-	C	P	0	0.0
6017	-	C	P	66	66.7
6019	-	C	P	0	0.0
6021	-	C	P	0	0.0
6023	-	C	P	83	83.3
6025	-	C	P	0	0.0
7001	-	C	P	0	0.0
7003	-	C	P	75	75.0
7511	-	C	P	12	12.5
8000	-	C	P	0	0.0
8002	-	C	P	0	0.0
8004	-	C	P	0	0.0
8005	-	C	P	0	0.0
9001	-	C	P	50	50.0
9005	-	C	P	50	50.0
9007	-	C	P	33	33.3
9009	-	C	P	0	0.0
4150	-	C	P	0	0.0
4170	-	C	P	50	50.0
4174	-	C	P	100	100.0
4176	-	C	P	50	50.0
4178	-	C	P	0	0.0
4182	-	C	P	0	0.0
4184	-	C	P	0	0.0
4190	-	C	P	0	0.0
4200	-	C	P	0	0.0
4201	-	C	P	6	6.0
4203	-	C	P	100	100.0
4205	-	C	P	50	50.0
4207	-	C	P	0	0.0
4209	-	C	P	0	0.0
4211	-	C	P	0	0.0
4213	-	C	P	15	15.0
4250	-	C	P	0	0.0
4252	-	C	P	53	53.0




DIRECT PRIMARY ELECTION PLACER COUNTY, CA, JUNE 5, 1990

20

\* \* LIBERTARIAN PARTY OFFICES \* \*

	REGISTRATION	BALLOTS CAST	TURNOUT	DENNIS THOMPSON GOVERNOR - LIB	ANTHONY BAJADA GOVERNOR - LIB	KENNITA WATSON OFF STATE - LIB	THOMAS TRYON CONTROLLER - LIB	TREASURER - LIB	CANDIDATE FILED
42554-MB	4290	0	0	0	0	0	0	0	
42555-CPP	42555	0	0	0	0	0	0	0	
42556-CPP	42556	0	0	0	0	0	0	0	
42700-CPP	42700	0	0	0	0	0	0	0	
4291-MB	4291/92	1	100	0	0	0	0	0	
4293-CPP	4293	0	0	0	0	0	0	0	
4300-CPP	4300	1	33.3	0	0	0	0	0	
4301-CPP	4301	0	28.6	0	0	0	0	0	
4303-CPP	4303/05	2	0	0	0	0	0	0	
4307-CPP	4307	0	50	0	0	0	0	0	
4309-CPP	4309/13	1	0	0	0	0	0	0	
4311-CPP	4311	2	0	0	0	0	0	0	
4350-MB	4350/52	0	0	0	0	0	0	0	
4351-CPP	4351	0	0	0	0	0	0	0	
4353-CPP	4353	0	0	0	0	0	0	0	
4354-MB	4354/56	0	0	0	0	0	0	0	
4355-MB	4355/57	0	0	0	0	0	0	0	
4358-MB	4358/60	0	0	0	0	0	0	0	
4359-CPP	4359	0	0	0	0	0	0	0	
4370-CPP	4370	0	0	0	0	0	0	0	
4371-CPP	4371	1	100	0	0	0	0	0	
4372-CPP	4372/74	1	50	0	0	0	0	0	
4374-MB	4374	1	0	0	0	0	0	0	
4376-CPP	4376	0	0	0	0	0	0	0	
4600-CPP	4600/4300	1	100	0	0	0	0	0	
4602-CPP	4602/4604	0	0	0	0	0	0	0	
4604-CPP	4604/02	4	30	0	0	0	0	0	
4606-CPP	4606	2	66.7	0	0	0	0	0	
4608-CPP	4608	1	50	0	0	0	0	0	
4610-CPP	4610	0	0	0	0	0	0	0	
4612-CPP	4612/24	1	16.7	0	0	0	0	0	
4614-CPP	4614	0	0	0	0	0	0	0	
4616-CPP	4616	0	0	0	0	0	0	0	
4618-CPP	4618	0	0	0	0	0	0	0	
4620-CPP	4620	2	50	0	0	0	0	0	
4622-CPP	4622	0	0	0	0	0	0	0	
4626-CPP	4626	1	0	0	0	0	0	0	
4650-MB	4650	0	0	0	0	0	0	0	
4800-CPP	4800/4600	0	0	0	0	0	0	0	
4851-MB	4351/53	0	0	0	0	0	0	0	
4852-CPP	4852	0	0	0	0	0	0	0	
4855-CPP	4855	0	0	0	0	0	0	0	
5500-CPP	5500	0	60	0	0	0	0	0	
5550-CPP	5550	0	0	0	0	0	0	0	
5552-CPP	5552	0	0	0	0	0	0	0	
5570-CPP	5570	0	66.7	0	0	0	0	0	
5571-CPP	5571	0	0	0	0	0	0	0	
5573-CPP	5573	0	66.7	0	0	0	0	0	
5590-MB	5590/5851	1	50	0	0	0	0	0	
5600-CPP	5600	0	0	0	0	0	0	0	



DIRECT PRIMARY ELECTION PLACER TY, CA, JUNE 5, 1990

-20-

\*\*\* LIBERTARIAN PARTY OFFICES \*\*\*

	REGISTRATION	BALLOTS CAST	TURNOUT	DENNIS THOMPSON GOVERNOR - LIB	ANTHONY BAJADA GOVERNOR - LIB	SEK OF STATE - LYB KENNITA WATSON	CONTROLER - LYB THOMAS TRYON	NO CANDIDATE TREASURER - LIB FILED
5602-CP 5602	1	0	0.0					
5608-CP 5608	1	1	100.0					
5610-CP 5610	1	1	100.0					
5612-CP 5612	1	1	100.0					
5700-CP 5700	1	1	100.0					
5701-CP 5701	1	1	100.0					
5702-CP 5702	2	2	100.0					
5703-CP 5703	0	0	0.0					
5704-CP 5704	2	1	50.0					
5705-CP 5705	1	1	100.0					
5800-CP 5800	3	0	0.0					
5802-CP 5802	1	4	40.0					
5853-MB 5853/5950	10	0	0.0					
5902-CP 5902	3	0	0.0					
5904-CP 5904	1	1	100.0					
5906-CP 5906	1	1	100.0					
5908-CP 5908	6	1	16.7					
5910-CP 5910	4	2	50.0					
5912-CP 5912	1	1	100.0					
5916-CP 5916	7	0	0.0					
5918-CP 5918	3	0	0.0					
5920-CP 5920	6	1	16.7					
5922-CP 5922	8	2	25.0					
5924-CP 5924	7	3	42.9					
5926-CP 5926	8	1	12.5					
5952-MB 5952/54/02	0	0	0.0					
ABSENTEE TOTALS	375	16	4.3	13	13	13	14	0
GRAND TOTALS	375	149	39.7	125	125	124	124	0

DIRECT PRIMARY ELECTION PLACER COUNTY, CA, JUNE 5, 1990

21 \*\*\*GRAND TOTALS

\*\*\* LIBERTARIAN PARTY OFFICES \*\*\*

	REGISTRATION	BALLOTS CAST	TURNOUT	ATTORNEY GENERAL - PAUL GAUTREAU	INSURANCE COMM. - TED BROWN	STATE DISTRICT OF 1 - MICHAEL EDWARDS	US REPRESENTATIVE 14TH DISTRICT - CANDIDATE FILED
PLACER COUNTY	375	149	39.7	125	120	122	0
14TH CONGRESSIONAL	375	149	39.7	125	120	122	0
1ST SENATE	375	149	39.7	125	120	122	0
5TH ASSEMBLY	173	75	43.4	59	55	57	0
7TH ASSEMBLY	202	74	36.6	66	65	65	0
1ST SUPERVISORIAL	41	14	34.1	12	9	10	0
2ND SUPERVISORIAL	44	16	36.4	13	13	13	0
3RD SUPERVISORIAL	89	41	46.1	35	32	33	0
4TH SUPERVISORIAL	80	37	46.3	29	30	30	0
5TH SUPERVISORIAL	121	41	33.9	36	36	36	0
AUBURN	18	12	66.7	9	8	9	0
COLFAX	5	3	60.0				
LINCOLN	9	2	22.2				
ROCKLIN	34	13	38.2	9	8	9	0
ROSEVILLE	36	13	36.1	12	9	10	0
LOOMIS	14	6	42.9				
UNINCORPORATED AREA	259	100	38.6	85	84	83	0

DIRECT PRIMARY ELECTION PLACER TY, CA, JUNE 5, 1990

21 \*\*\*ABSENTEE TOTALS

\*\*\* LIBERTARIAN PARTY OFFICES \*\*\*

	REGISTRATION	BALLOTS CAST	TURNOUT	ATTORNEY GENERAL - LIB PAUL GAUTREAU	INSURANCE COMM. - LIB TED BROWN	STATE DISTRICT OF 1 EUGENIA IDDINGS	US REP 14TH DIST - LIB	NO CANDIDATE FILED
PLACER COUNTY	375	16	4.3	13	13	14	0	
14TH CONGRESSIONAL	375	16	4.3	13	13	14	0	
1ST SENATE	375	16	4.3	13	13	14	0	
5TH ASSEMBLY	173	7	4.0					
7TH ASSEMBLY	202	9	4.5					
1ST SUPERVISORIAL	41	3	7.3					
2ND SUPERVISORIAL	44	0	0.0					
3RD SUPERVISORIAL	89	4	4.5					
4TH SUPERVISORIAL	80	5	6.3					
5TH SUPERVISORIAL	121	4	3.3					
AUBURN	18	0	0.0					
COLFAX	5	0	0.0					
LINCOLN	9	0	0.0					
ROCKLIN	33	0	0.0					
ROSEVILLE	36	2	5.6					
LOOMIS	14	2	14.3					
UNINCORPORATED AREA	260	12	4.6	10	9	10	0	


DIRECT PRIMARY ELECTION PLACER COUNTY, CA, JUNE 5, 1990

21

LIBERTARIAN PARTY OFFICES

REGISTRATION	BALLOTS CAST	TURNOUT	ATTORNEY GENERAL - LIB	PAUL GAUTREAU	INSURANCE COMM. - LIB	TED BROWN	STATE DISTRICT OF 1	MICHAEL IDDINGS	US REPRESENTATIVE - LIB	NO CANDIDATE FILED
--------------	--------------	---------	------------------------	---------------	-----------------------	-----------	---------------------	-----------------	-------------------------	--------------------

1100-CP	1100	1	0	0	0	0	0	0	0	0
1101-CP	1101	0	0	0	0	0	0	0	0	0
1102-CP	1102	0	0	0	0	0	0	0	0	0
1103-CP	1103	0	0	0	0	0	0	0	0	0
1104-CP	1104	0	0	0	0	0	0	0	0	0
1105-CP	1105	0	0	0	0	0	0	0	0	0
1106-CP	1106	0	0	0	0	0	0	0	0	0
1107-CP	1107	0	0	0	0	0	0	0	0	0
1108-CP	1108	0	0	0	0	0	0	0	0	0
1110-CP	1110	0	0	0	0	0	0	0	0	0
1111-CP	1111	0	0	0	0	0	0	0	0	0
1112-CP	1112	0	0	0	0	0	0	0	0	0
1113-CP	1113	0	0	0	0	0	0	0	0	0
1114-CP	1114	0	0	0	0	0	0	0	0	0
1116-CP	1116	0	0	0	0	0	0	0	0	0
1117-CP	1117	0	0	0	0	0	0	0	0	0
1118-CP	1118	0	0	0	0	0	0	0	0	0
1119-CP	1119	0	0	0	0	0	0	0	0	0
1120-CP	1120	0	0	0	0	0	0	0	0	0
1121-CP	1121	0	0	0	0	0	0	0	0	0
1122-CP	1122	0	0	0	0	0	0	0	0	0
1123-CP	1123	0	0	0	0	0	0	0	0	0
1124-CP	1124	0	0	0	0	0	0	0	0	0
1126-CP	1126	0	0	0	0	0	0	0	0	0
1127-CP	1127	0	0	0	0	0	0	0	0	0
1128-CP	1128	0	0	0	0	0	0	0	0	0
1129-CP	1129	0	0	0	0	0	0	0	0	0
1130-CP	1130	0	0	0	0	0	0	0	0	0
1131-CP	1131	0	0	0	0	0	0	0	0	0
1133-CP	1133	0	0	0	0	0	0	0	0	0
1134-CP	1134/38	0	0	0	0	0	0	0	0	0
1136-CP	1136/32	0	0	0	0	0	0	0	0	0
1137-CP	1137	0	0	0	0	0	0	0	0	0
1139-CP	1139	0	0	0	0	0	0	0	0	0
1141-CP	1141	0	0	0	0	0	0	0	0	0
1145-CP	1145	0	0	0	0	0	0	0	0	0
1147-CP	1147/49	0	0	0	0	0	0	0	0	0
1150-CP	1150	0	0	0	0	0	0	0	0	0
1151-CP	1151	0	0	0	0	0	0	0	0	0
1153-MB	1153	0	0	0	0	0	0	0	0	0
1170-CP	1170	0	0	0	0	0	0	0	0	0
1172-CP	1172	0	0	0	0	0	0	0	0	0
1181-CP	1181/43	0	0	0	0	0	0	0	0	0
1183-CP	1183/35	0	0	0	0	0	0	0	0	0
1187-CP	1187	0	0	0	0	0	0	0	0	0
1190-MB	1190/92	0	0	0	0	0	0	0	0	0
1191-CP	1191	0	0	0	0	0	0	0	0	0
1601-CP	1601	0	0	0	0	0	0	0	0	0
1603-CP	1603	0	0	0	0	0	0	0	0	0
1651-MB	1651/53/55	0	0	0	0	0	0	0	0	0




DIRECT PRIMARY ELECTION PLACER COUNTY, CA, JUNE 5, 1990

21

\* \* LIBERTARIAN PARTY OFFICES \* \*

REGISTRATION	BALLOTS CAST	TURNOUT	ATTORNEY GENERAL - LIB	INSURANCE COMM - LIB	STATE DISTRICTS	US REP 14TH DIST - LIB	NO CANDIDATE FILED
1657-MB 1657/59	0	0					
1661-MB 1661	0	0					
2001-CP 2001	0	100					
2003-CP 2003	1	0					
2005-CP 2005	1	0					
2007-CP 2007/11	1	0					
2009-CP 2009/13	1	0					
2051-MB 2051	0	0					
2053-CP 2053	0	0					
2071-CP 2071	1	50					
2073-CP 2073/75	3	0					
2091-MB 2091/95	0	0					
2093-MB 2093/2851	0	0					
2201-CP 2201	0	0					
2207-CP 2207	1	50					
2209-CP 2209	0	0					
2211-CP 2211	0	0					
2215-CP 2215/03	1	100					
2217-CP 2217	1	0					
2219-CP 2219/05	1	33					
2221-CP 2221/13	1	100					
2233-CP 2233	0	0					
2239-CP 2239	0	0					
2293-MB 2293/95	0	0					
2297-CP 2297	0	0					
2601-CP 2601	2	50					
2603-CP 2603	0	0					
2701-CP 2701	0	0					
2703-CP 2703	5	20					
2705-CP 2705	1	100					
2707-CP 2707	0	0					
2709-CP 2709	1	50					
2711-CP 2711	3	0					
2801-CP 2801	0	0					
2803-CP 2803	1	33					
2805-CP 2805	1	100					
2807-CP 2807	3	33					
2850-CP 2850	0	0					
2853-CP 2853	0	0					
2900-CP 2900	1	100					
2903-CP 2903/05	1	100					
3400-CP 3400	0	0					
3401-CP 3401	0	0					
3402-CP 3402	0	66					
3403-CP 3403	3	0					
3405-CP 3405	0	50					
3406-CP 3406	2	66					
3408-CP 3408	1	100					
3410-CP 3410	1	0					
3412-CP 3412/16	5	60					




DIRECT PRIMARY ELECTION PLACER COUNTY, CA, JUNE 5, 1990

-21-

\*\*\* LIBERTARIAN PARTY OFFICES \*\*\*

REGISTRATION	BALLOTS CAST	TURNOUT	ATTORNEY GENERAL - LIB	PAUL GAUTREAU	INSURANCE COMMISSIONER - LIB	STATE DISTRICT 1 - E	MICHAEL IDDINGS	US REPRESENTATIVE 14TH DISTRICT - LIB	NO CANDIDATE FILED
--------------	--------------	---------	------------------------	---------------	------------------------------	----------------------	-----------------	---------------------------------------	--------------------

3414 -CP	3414	2							
4418 -CP	3418	0							
4451 -CP	3451	0							
4453 -CP	3453	0							
4455 -CP	3455	0							
4470 -CP	3470	0							
4471 -CP	3471	0							
4472 -CP	3472	0							
6001 -CP	3601	2							
6003 -CP	3603	2							
6005 -CP	3605	2							
6007 -CP	3607	2							
6009 -CP	3609	2							
6111 -CP	3611	2							
6113 -CP	3613	2							
6115 -CP	3615	2							
6117 -CP	3617	2							
6119 -CP	3619/27	2							
6221 -CP	3621	6							
6223 -CP	3623	6							
6225 -CP	3625	0							
7001 -CP	3701	1							
7003 -CP	3703	3							
7751 -MB	3751/3890	3							
8000 -CP	3800	2							
8002 -CP	3802	2							
8004 -CP	3804	2							
8005 -CP	3805	1							
8901 -CP	3901	1							
8905 -CP	3905	2							
8907 -CP	3907	3							
8909 -CP	3909	1							
4150 -CP	4150	0							
4170 -CP	4170	2							
4174 -CP	4174/72	4							
4176 -CP	4176/88	2							
4178 -MB	4178/80	0							
4182 -CP	4182	0							
4184 -MB	4184/86	0							
4190 -MB	4190/92	0							
4200 -CP	4200	0							
4201 -CP	4201	5							
4203 -CP	4203	2							
4205 -CP	4205	2							
4207 -CP	4207	3							
4209 -CP	4209	2							
4211 -CP	4211	1							
4213 -CP	4213/15	4							
4250 -CP	4250	0							
4252 -MB	4252/53/54	1							







DIRECT PRIMARY ELECTION PLACER TY, CA, JUNE 5, 1990

21

\* \* LIBERTARIAN PARTY OFFICES \* \*

	REGISTRATION	BALLOTS CAST	TURNOUT	ATTORNEY GENERAL - LIB	INSURANCE COMM. - LIB	STATE DISTRICT OF 1 E-QUALIB	US REP NO CANDIDATE FILED
5602-CP 5602	1	0	0.0				
5603-CP 5608	1	0	0.0				
5610-CP 5610	3	1	33.3				
5612-CP 5612	4	1	25.0				
5700-CP 5700	4	1	25.0				
5701-CP 5701	3	1	33.3				
5702-CP 5702	2	2	100.0				
5703-CP 5703	0	0	0.0				
5704-CP 5704	2	1	50.0				
5705-CP 5705	6	1	16.7				
5800-CP 5800	3	0	0.0				
5802-CP 5802	1	0	0.0				
5803-CP 5803	1	0	0.0				
5804-CP 5804	1	0	0.0				
5805-CP 5805	1	0	0.0				
5806-CP 5806	3	1	33.3				
5808-CP 5808	6	1	16.7				
5810-CP 5810	4	2	50.0				
5812-CP 5812	4	1	25.0				
5816-CP 5816	7	0	0.0				
5818-CP 5818	3	0	0.0				
5820-CP 5820	6	1	16.7				
5822-CP 5822	8	2	25.0				
5824-CP 5824	7	3	42.9				
5826-CP 5826	1	1	100.0				
5828-CP 5828	8	1	12.5				
5852-MB 5852/54/02	0	0	0.0				
ABSENTEE TOTALS	375	16	4.3	13	13	14	0
GRAND TOTALS	375	149	39.7	125	120	122	0

## DIRECT PRIMARY ELECTION PLACER COUNTY, CA, JUNE 5, 1990

-22- \*\*\*GRAND TOTALS

\*\*\* LIBERTARIAN PARTY OFFICES \*\*\*

	REGISTRATION	BALLOTS CAST	TURNOUT	ASSEMBLY NO CANDIDATE LIST FILED
PLACER COUNTY	173	75	43.4	0
14TH CONGRESSIONAL	173	75	43.4	0
1ST SENATE	173	75	43.4	0
5TH ASSEMBLY	173	75	43.4	0
1ST SUPERVISORIAL	41	14	34.1	0
2ND SUPERVISORIAL	24	10	41.7	0
3RD SUPERVISORIAL	40	20	50.0	0
4TH SUPERVISORIAL	68	31	45.6	0
AUBURN	18	12	66.7	0
LINCOLN	8	2	25.0	0
ROCKLIN	34	13	38.2	0
ROSEVILLE	36	13	36.1	0
LOOMIS	3	1	33.3	0
UNINCORPORATED AREA	74	34	45.9	0

DIRECT PRIMARY ELECTION PLACER COUNTY, CA, JUNE 5, 1990

22 \*\*\*ABSENTEE TOTALS

\*\*\* LIBERTARIAN PARTY OFFICES \*\*\*


	REGISTRATION	BALLOTS CAST	TURNOUT	ASSEMBLY 5TH DIST - LIB	NO CANDIDATE FILED
PLACER COUNTY	173	7	4.0		
14TH CONGRESSIONAL	173	7	4.0		
1ST SENATE	173	7	4.0		
5TH ASSEMBLY	173	7	4.0		
1ST SUPERVISORIAL	41	3	7.3		
2ND SUPERVISORIAL	24	0	0.0		
3RD SUPERVISORIAL	40	1	2.5		
4TH SUPERVISORIAL	68	3	4.4		
AUBURN	18	0	0.0		
LINCOLN	8	0	0.0		
ROCKLIN	33	0	0.0		
ROSEVILLE	36	2	5.6		
LOOMIS	3	0	0.0		
UNINCORPORATED AREA	75	5	6.7		

DIRECT PRIMARY ELECTION PLACER TY, CA, JUNE 5, 1990

-22-

\*\*\* LIBERTARIAN PARTY OFFICES \*\*\*

	REGISTRATION	BALLOTS CAST	TURNOUT	ASSEMBLY DISTRICT	NO CANDIDATE FILED
11100	1	0	0		
11101	0	0	0		
11102	0	0	0		
11103	0	0	0		
11104	0	0	0		
11105	0	0	0		
11106	0	0	0		
11107	0	0	10		
11108	0	0	0		
11109	0	0	0		
11110	0	0	0		
11111	0	0	0		
11112	0	0	0		
11113	2	2	10		
11114	0	0	0		
11116	0	0	0		
11117	0	0	0		
11118	0	0	0		
11119	0	0	0		
11120	1	0	0		
11121	1	0	0		
11122	0	0	0		
11123	2	0	5		
11124	1	0	0		
11126	0	0	0		
11127	0	0	0		
11128	0	0	0		
11129	2	2	10		
11130	1	1	5		
11131	1	0	0		
11133	3	0	0		
11134	0	0	0		
11135	4/38	0	0		
11136	1/32	0	5		
11137	0	0	0		
11139	0	0	0		
11141	0	0	10		
11145	0	0	0		
11147	0	0	0		
11149	0	0	0		
11150	0	0	0		
11151	0	0	0		
11153	0	0	0		
11170	0	0	0		
11172	0	0	0		
11181	0	0	0		
11183	0	0	0		
11187	0	0	0		
11190	0	0	0		
11192	0	0	0		
11191	0	0	0		
11601	0	0	0		
11603	0	0	0		
20001	2	2	10		



DIRECT PRIMARY ELECTION PLACER TY, CA, JUNE 5, 1990

22

\* \* LIBERTARIAN PARTY OFFICES \* \*

	REGISTRATION	BALLOTS CAST	TURNOUT	ASSEMBLY DISTRICT	NO CANDIDATE FILED
2003 -CP	2003	1	0	0	0.0
2005 -CP	2005	2	0	0	0.0
2007 -CP	2007/11	1	0	0	0.0
2009 -CP	2009/13	2	0	0	0.0
2053 -CP	2053	0	0	0	0.0
2091 -MB	2091/95	0	0	0	0.0
2201 -CP	2201	0	0	0	0.0
2207 -CP	2207	0	1	50	50.0
2209 -CP	2209	0	0	0	0.0
2211 -CP	2211	0	0	0	0.0
2215 -CP	2215/03	1	1	100	100.0
2217 -CP	2217	0	0	0	0.0
2219 -CP	2219/05	3	1	33	33.3
2221 -CP	2221/13	1	1	100	100.0
2253 -CP	2253	0	0	0	0.0
2291 -CP	2291	0	0	0	0.0
2293 -MB	2293/95	0	0	0	0.0
2297 -CP	2297	0	0	0	0.0
2707 -CP	2707	0	0	0	0.0
2709 -CP	2709	0	1	50	50.0
2711 -CP	2711	0	0	0	0.0
2805 -CP	2805	0	1	100	100.0
2850 -CP	2850	0	0	0	0.0
2900 -CP	2900	1	1	100	100.0
2903 -CP	2903/05	1	1	100	100.0
3400 -CP	3400	0	0	0	0.0
3401 -CP	3401	0	0	0	0.0
3402 -CP	3402	3	2	66	66.7
3403 -CP	3403	0	0	0	0.0
3405 -CP	3405	0	1	50	50.0
3406 -CP	3406	3	2	66	66.7
3408 -CP	3408	0	0	0	0.0
3410 -CP	3410	1	1	100	100.0
3412 -CP	3412/16	5	3	60	60.0
3414 -CP	3414	2	2	100	100.0
3418 -CP	3418	0	0	0	0.0
3451 -CP	3451	0	0	0	0.0
3470 -CP	3470	0	0	0	0.0
3471 -CP	3471	5	2	40	40.0
3472 -CP	3472	5	2	40	40.0
3601 -CP	3601	0	0	0	0.0
3603 -CP	3603	0	0	0	0.0
3605 -CP	3605	2	1	50	50.0
3800 -CP	3800	8	1	12	12.5
4150 -CP	4150	0	0	0	0.0
4170 -CP	4170	2	1	50	50.0
4174 -CP	4174/72	2	1	50	50.0
4176 -CP	4176/88	2	1	50	50.0
4178 -MB	4178/80	0	0	0	0.0
4182 -CP	4182	0	0	0	0.0

DIRECT PRIMARY ELECTION PLACER TY, CA, JUNE 5, 1990

22

LIBERTARIAN PARTY OFFICES

		REGISTRATION	BALLOTS CAST	TURNOUT	ASSEMBLY NO CANDIDATE WITH DISTRICT FILED
4184-MB	4184/86	0	0	0.0	
4190-MB	4190/92	0	0	0.0	
4200-CP	4200	2	0	0.0	
4201-CP	4201	5	3	60.0	
4203-CP	4203	2	1	50.0	
4205-CP	4205	2	1	50.0	
4207-CP	4207	6	3	50.0	
4209-CP	4209	1	0	0.0	
4211-CP	4211	1	0	0.0	
4213-CP	4213/15	4	0	0.0	
4250-CP	4250	0	0	0.0	
4252-MB	4252/53/54	1	0	0.0	
4254-MB	4290	0	0	0.0	
4255-CP	4255	0	0	0.0	
4256-CP	4256	0	0	0.0	
4270-CP	4270	0	0	0.0	
4291-MB	4291/92	1	1	100.0	
4293-CP	4293	0	0	0.0	
4300-CP	4300	3	1	33.3	
4350-MB	4350/52	0	0	0.0	
4354-MB	4354/56	0	0	0.0	
4355-MB	4355/57	0	0	0.0	
4358-MB	4358/60	0	0	0.0	
4370-CP	4370	0	0	0.0	
4372-CP	4372/74	2	1	50.0	
4374-MB	4374	1	0	0.0	
4376-CP	4376	0	0	0.0	
4600-CP	4600/4800	1	1	100.0	
4602-CP	4602/4604	0	0	0.0	
4604-CP	4604/02	5	4	80.0	
4606-CP	4606	2	2	100.0	
4608-CP	4608	3	1	33.3	
4610-CP	4610	0	0	0.0	
4612-CP	4612/24	6	1	16.7	
4614-CP	4614	3	0	0.0	
4616-CP	4616	0	0	0.0	
4618-CP	4618	0	0	0.0	
4620-CP	4620	2	1	50.0	
4622-CP	4622	0	0	0.0	
4626-CP	4626	1	0	0.0	
4650-MB	4650	0	0	0.0	
4800-CP	4800/4600	3	0	0.0	
ABSENTEE TOTALS		173	7	4.0	0
GRAND TOTALS		173	75	43.4	0

DIRECT PRIMARY ELECTION PLACER COUNTY, CA, JUNE 5, 1990

23 \*\*\*GRAND TOTALS

\*\*\*LIBERTARIAN PARTY OFFICES\*\*\*

	REGISTRATION	BALLOTS CAST	TURNOUT	ASSEMBLY NO 7TH DIST CANDIDATE FILED LIB
PLACER COUNTY	202	74	36.6	0
14TH CONGRESSIONAL	202	74	36.6	0
1ST SENATE	202	74	36.6	0
7TH ASSEMBLY	202	74	36.6	0
1ST SUPERVISORIAL	0	0	0.0	█
2ND SUPERVISORIAL	20	6	30.0	█
3RD SUPERVISORIAL	49	21	42.9	0
4TH SUPERVISORIAL	12	6	50.0	█
5TH SUPERVISORIAL	121	41	33.9	0
AUBURN	0	0	0.0	█
COLFAX	5	3	60.0	█
LINCOLN	1	0	0.0	█
LOOMIS	11	5	45.5	█
UNINCORPORATED AREA	185	66	35.7	0



DIRECT PRIMARY ELECTION PLACER COUNTY, CA, JUNE 5, 1990

23 \*\*\*ABSENTEE TOTALS

\*\*\* LIBERTARIAN PARTY OFFICES \*\*\*

	REGISTRATION	BALLOTS CAST	TURNOUT	ASSEMBLY NO 7TH CANDIDATE DIST - FILED LIB
PLACER COUNTY	202	9	4.5	
14TH CONGRESSIONAL	202	9	4.5	
1ST SENATE	202	9	4.5	
7TH ASSEMBLY	202	9	4.5	
1ST SUPERVISORIAL	0	0	0.0	
2ND SUPERVISORIAL	20	0	0.0	
3RD SUPERVISORIAL	49	3	6.1	
4TH SUPERVISORIAL	12	2	16.7	
5TH SUPERVISORIAL	121	4	3.3	
AUBURN	0	0	0.0	
COLFAX	5	0	0.0	
LINCOLN	1	0	0.0	
LOOMIS	11	2	18.2	
UNINCORPORATED AREA	185	7	3.8	

DIRECT PRIMARY ELECTION PLACER NTY, CA, JUNE 5, 1990

23

\*\*\* LIBERTARIAN PARTY OFFICES \*\*\*

		REGISTRATION	BALLOTS CAST	TURNOUT	ASSEMBLY NO 7TH DIST CANDIDATE FILED LIB
1651-MB	1651/53/55	0	0	0.0	
1657-MB	1657/59	0	0	0.0	
1661-MB	1661	0	0	0.0	
2051-MB	2051	0	0	0.0	
2071-CP	2071	2	1	50.0	
2073-CP	2073/75	3	0	0.0	
2093-MB	2093/2851	0	0	0.0	
2601-CP	2601	2	1	50.0	
2603-CP	2603	0	0	0.0	
2701-CP	2701	0	0	0.0	
2703-CP	2703	5	1	20.0	
2705-CP	2705	1	1	100.0	
2801-CP	2801	0	0	0.0	
2803-CP	2803	1	1	33.3	
2807-CP	2807	3	1	33.3	
2853-CP	2853	0	0	0.0	
3453-CP	3453	0	0	0.0	
3455-CP	3455	0	0	0.0	
3607-CP	3607	1	0	0.0	
3609-CP	3609	2	0	0.0	
3611-CP	3611	1	1	50.0	
3613-CP	3613	5	2	66.7	
3615-CP	3615	3	0	0.0	
3617-CP	3617	3	2	66.7	
3619-CP	3619/27	1	0	0.0	
3621-CP	3621	6	0	0.0	
3623-CP	3623	6	5	83.3	
3625-CP	3625	3	0	0.0	
3701-CP	3701	1	0	0.0	
3703-CP	3703	3	0	0.0	
3751-MB	3751/3890	4	3	75.0	
3802-CP	3802	2	0	0.0	
3804-CP	3804	1	0	0.0	
3805-CP	3805	1	0	0.0	
3901-CP	3901	2	1	50.0	
3905-CP	3905	3	3	50.0	
3907-CP	3907	3	1	33.3	
3909-CP	3909	1	1	0.0	
4301-CP	4301	0	0	0.0	
4303-CP	4303/05	0	0	0.0	
4307-CP	4307	1	2	28.6	
4309-CP	4309/13	2	1	50.0	
4311-CP	4311	1	0	0.0	
4351-CP	4351	0	0	0.0	
4353-CP	4353	0	0	0.0	
4359-CP	4359	0	0	0.0	
4371-CP	4371	1	1	100.0	
4851-MB	4851/53	0	0	0.0	
4852-CP	4852	0	0	0.0	
4855-CP	4855	0	0	0.0	

DIRECT PRIMARY ELECTION PLACER COUNTY, CA, JUNE 5, 1990

23

\*\*\* LIBERTARIAN PARTY OFFICES \*\*\*

	REGISTRATION	BALLOTS CAST	TURNOUT	ASSEMBLY NO 7TH CANDIDATE DIST - FILED
55500		3	60.00	
55502		0	0.00	
55700		2	66.70	
55711		0	0.00	
55733		0	0.00	
55900	5851	1	50.00	
56000		0	0.00	
56002		0	0.00	
56008		1	100.00	
56100		1	33.33	
56122		4	80.00	
57000		1	25.00	
57011		1	33.33	
57022		2	100.00	
57033		0	0.00	
57044		1	50.00	
57055		1	16.67	
58000		0	0.00	
58002	10	4	40.00	
58533	5950	0	0.00	
59002		0	0.00	
59004		1	20.00	
59006		1	33.33	
59008		1	16.67	
59100		2	50.00	
59112		1	100.00	
59166		0	0.00	
59188		0	0.00	
59200		1	16.67	
59222		2	25.00	
59244		3	42.86	
59266		1	12.50	
59522	5952/54/02	0	0.00	
ABSENTEE TOTALS	202	9	4.5	0
GRAND TOTALS	202	74	36.6	0

DIRECT PRIMARY ELECTION PLACER COUNTY, CA, JUNE 5, 1990

24

DEMOCRATIC CENTRAL COMMITTEE - 4TH DISTRICT

		REGISTRATION	BALLOTS CAST	TURNOUT	C4 OT UH ND YI S T C E N T R A L C O M M I T T E E	MARION FAUSTMAN	STANLEY FAUSTMAN	JAN ROMERO	THOMAS ROMERO	MARY SCHERER
4150-CP	4150	0	0	0	0	0	0	0	0	0
4170-CP	4170	255	97	38	50	47	48	46	51	
4174-CP	4174	156	50	32	20	19	19	17	18	
4176-CP	4176	245	87	35	42	35	42	41	42	
4178-MB	4178/88	14	7	50	0	0	0	0	0	
4182-CP	4182	0	0	0	0	0	0	0	0	
4184-MB	4184/86	14	6	42	0	0	0	0	0	
4190-MB	4190/92	5	2	40	0	0	0	0	0	
4200-CP	4200	184	87	47	43	38	38	34	52	
4201-CP	4201	216	75	34	35	32	35	35	33	
4203-CP	4203	209	88	42	38	33	46	36	36	
4205-CP	4205	183	64	35	25	20	25	27	29	
4207-CP	4207	233	69	29	30	25	38	38	36	
4209-CP	4209	274	105	38	36	44	34	39	36	
4211-CP	4211	343	125	36	60	44	54	59	52	
4213-CP	4213/15	294	111	37	49	45	60	58	62	
4250-CP	4250	0	0	0	0	0	0	0	0	
4252-CP	4252/53/54	15	3	20	0	0	0	0	0	
4254-MB	4254	25	4	16	0	0	0	0	0	
4255-CP	4255	0	0	0	0	0	0	0	0	
4256-CP	4256	0	0	0	0	0	0	0	0	
4270-CP	4270	64	16	25	9	10	11	8	8	
4291-MB	4291/92	27	16	59	5	2	4	4	6	
4293-CP	4293	0	0	0	0	0	0	0	0	
4300-CP	4300	177	77	43	40	37	36	37	24	
4301-CP	4301	186	71	38	35	30	31	24	37	
4303-CP	4303/05	238	95	39	39	38	41	33	48	
4307-CP	4307	255	98	38	54	46	49	43	49	
4309-CP	4309/13	267	107	40	58	60	61	60	58	
4311-CP	4311	271	112	41	60	57	62	55	60	
4350-MB	4350/52	30	20	66	11	11	11	12	9	
4351-CP	4351	0	0	0	0	0	0	0	0	
4353-CP	4353	0	0	0	0	0	0	0	0	
4354-MB	4354/56	47	25	53	20	13	18	19	11	
4355-MB	4355/57	5	4	80	0	0	0	0	0	
4358-MB	4358/60	9	2	22	0	0	0	0	0	
4359-CP	4359	0	0	0	0	0	0	0	0	
4370-CP	4370	199	87	43	36	37	41	35	41	
4371-CP	4371	118	54	45	30	24	27	20	23	
4372-CP	4372/74	233	124	53	63	53	61	47	66	
4374-CP	4374	30	15	50	6	10	9	10	8	
4376-MB	4376	215	96	44	47	42	46	48	47	
4600-CP	4600/4800	225	89	39	39	35	41	41	39	
4602-CP	4602/4604	303	128	42	53	32	61	58	58	
4604-CP	4604/02	193	75	38	28	28	24	24	37	
4606-CP	4606	208	90	43	44	42	32	37	51	
4608-CP	4608	112	42	37	15	14	18	16	23	
4610-CP	4610	121	63	52	26	26	24	15	29	
4612-CP	4612/24	208	80	38	33	28	38	34	42	
4614-CP	4614	93	40	43	14	12	16	14	17	

DIRECT PRIMARY ELECTION PLACER COUNTY, CA, JUNE 5, 1990

24

\*\*\* DEMOCRATIC CENTRAL COMMITTEE - 4TH DISTRICT \*\*\*

		REGISTRATION	BALLOTS CAST	TURNOUT	C4 OT UH ND YI S CT E RD AE LM C O M M I T T E E	MARION FAUSTMAN	STANLEY FAUSTMAN	JAN ROMERO	THOMAS ROMERO	MARY SCHERRER
4616-CP	4616	213	94	44.1	35	37	44	40	51	
4618-CP	4618	170	68	40.0	40	33	37	29	32	
4620-CP	4620	206	89	43.2	40	34	37	35	48	
4622-CP	4622	176	75	42.6	36	25	36	29	41	
4626-CP	4626	150	57	38.0	29	25	34	19	29	
4650-MB	4650	3	3	100.0						
4800-CP	4800/4600	232	102	44.0	38	37	40	32	54	
4851-MB	4851/53	10	5	50.0						
4852-CP	4852	0	0	0.0	0	0	0	0	0	
4855-CP	4855	0	0	0.0	0	0	0	0	0	
ABSENTEE TOTALS		7661	626	8.2	299	295	312	297	342	
GRAND TOTALS		7661	3725	48.6	1749	1604	1779	1609	1882	

DIRECT PRIMARY ELECTION PLACER COUNTY, CA, JUNE 5, 1990

25

REPUBLICAN CENTRAL COMMITTEE - 2ND DISTRICT

		REGISTRATION	BALLOTS CAST	TURNOUT	CHRISTOPHER JONES	CHARLES YARDE	ALICE FERRARI	JIMMY GLORIA	MICHAEL TRACY	ROBERT SINCLAIR
2001-CP	2001	215	94	43.7	38	26	50	34	29	36
2003-CP	2003	151	82	54.3	43	24	40	37	30	34
2005-CP	2005	185	68	36.8	31	24	29	18	20	25
2007-CP	2007/11	236	94	39.8	57	24	45	49	42	33
2009-CP	2009/13	264	107	40.5	59	28	51	47	29	37
2051-MB	2051	6	4	66.7						
2053-CP	2053	0	0	0.0	0	0	0	0	0	0
2071-CP	2071	201	88	43.8	43	24	39	31	20	31
2073-CP	2073/75	301	146	48.5	81	39	74	74	49	51
2091-MB	2091/95	61	35	57.4	21	16	21	17	10	17
2093-MB	2093/2851	39	23	59.0	10	7	10	12	3	8
2201-CP	2201	287	139	48.4	79	44	69	69	45	52
2207-CP	2207	367	193	52.6	115	65	86	88	58	92
2209-CP	2209	236	97	41.1	61	33	39	45	44	31
2211-CP	2211	203	79	38.9	46	26	33	33	26	38
2215-CP	2215/03	381	165	43.3	81	58	68	73	56	57
2217-CP	2217	383	166	43.3	93	54	58	76	62	58
2219-CP	2219/05	405	162	40.0	82	64	59	67	55	71
2221-CP	2221/13	348	143	41.1	75	55	41	51	57	51
2253-CP	2253	0	0	0.0	0	0	0	0	0	0
2291-CP	2291	1	0	0.0	0	0	0	0	0	0
2293-MB	2293/95	0	0	0.0	0	0	0	0	0	0
2297-CP	2297	0	0	0.0	0	0	0	0	0	0
2601-CP	2601	270	119	44.1	76	34	54	54	33	48
2603-CP	2603	179	92	51.4	60	37	44	35	19	36
2701-CP	2701	205	106	51.7	58	37	44	33	26	39
2703-CP	2703	329	150	45.6	73	45	68	62	36	53
2705-CP	2705	278	130	46.8	69	46	55	44	29	47
2707-CP	2707	69	35	50.7	20	14	17	14	6	16
2709-CP	2709	287	151	52.6	71	33	58	65	36	59
2711-CP	2711	211	113	53.6	47	30	47	30	27	43
2801-CP	2801	229	113	49.3	58	32	39	43	32	28
2803-CP	2803	163	72	44.2	47	29	39	38	18	38
2805-CP	2805	125	54	43.2	33	21	22	27	19	20
2807-CP	2807	219	112	51.1	60	38	53	47	35	35
2850-CP	2850	0	0	0.0	0	0	0	0	0	0
2853-CP	2853	0	0	0.0	0	0	0	0	0	0
2900-CP	2900	24	12	50.0	57	39	53	44	39	50
2903-CP	2903/05	294	158	53.7	70	42	63	56	37	42
ABSENTEE TOTALS		7372	654	8.9	342	263	264	261	176	318
GRAND TOTALS		7372	4066	55.2	2159	1403	1734	1676	1201	1595

DIRECT PRIMARY ELECTION PLACER COUNTY, CA, JUNE 5, 1990

26 \*\*\*GRAND TOTALS

PEACE/FREEDOM AND LIBERTARIAN PARTY COUNTY WIDE CENTRAL COMMITTEES

	REGISTRATION	BALLOTS CAST	TURNOUT	CLIOUB COUNTY CENTRAL COMMITTEE	NO CANDIDATE FILED	CP OF COUNTY CENTRAL COMMITTEE	NO CANDIDATE FILED
PLACER COUNTY	375	149	39.7		0		0
14TH CONGRESSIONAL	375	149	39.7		0		0
1ST SENATE	375	149	39.7		0		0
5TH ASSEMBLY	173	75	43.4		0		0
7TH ASSEMBLY	202	74	36.6		0		0
1ST SUPERVISORIAL	41	14	34.1		0		0
2ND SUPERVISORIAL	44	16	36.4		0		0
3RD SUPERVISORIAL	89	41	46.1		0		0
4TH SUPERVISORIAL	80	37	46.3		0		0
5TH SUPERVISORIAL	121	41	33.9		0		0
AUBURN	18	12	66.7		0		0
COLFAX	5	3	60.0				
LINCOLN	9	2	22.2				
ROCKLIN	34	13	38.2		0		0
ROSEVILLE	36	13	36.1		0		0
LOOMIS	14	6	42.9				
UNINCORPORATED AREA	259	100	38.6		0		0

DIRECT PRIMARY ELECTION PLACER COUNTY, CA, JUNE 5, 1990

26 \*\*\*ABSENTEE TOTALS

\*\*\* PEACE/FREEDOM AND LIBERTARIAN PARTY COUNTY WIDE CENTRAL COMMITTEES \*\*\*

	REGISTRATION	BALLOTS CAST	TURNOUT	CLUB COUNTY CENTRAL COMMITTEE	NO CANDIDATE FILED	CP COUNTY CENTRAL COMMITTEE	NO CANDIDATE FILED
PLACER COUNTY	375	16	4.3	0	0		
14TH CONGRESSIONAL	375	16	4.3	0	0		
1ST SENATE	375	16	4.3	0	0		
5TH ASSEMBLY	173	7	4.0				
7TH ASSEMBLY	202	9	4.5				
1ST SUPERVISORIAL	41	3	7.3				
2ND SUPERVISORIAL	44	0	0.0				
3RD SUPERVISORIAL	89	4	4.5				
4TH SUPERVISORIAL	80	5	6.3				
5TH SUPERVISORIAL	121	4	3.3				
AUSURN	18	0	0.0				
COLFAX	5	0	0.0				
LINCOLN	9	0	0.0				
ROCKLIN	33	0	0.0				
ROSEVILLE	36	2	5.6				
LOOMIS	14	2	14.3				
UNINCORPORATED AREA	260	12	4.6	0	0		



DIRECT PRIMARY ELECTION PLACE UNTY, CA, JUNE 5, 1990

26

\* \* PEACE/FREEDOM AND LIBERTARIAN PARTY COUNTY WIDE CENTRAL COMMITTEES \* \*


		CLUB COUNTY	NO CANDIDATE	CP COUNTY	NO CANDIDATE
		CENTRAL COMMITTEE	FILED	CENTRAL COMMITTEE	FILED
REGISTRATION	BALLOTS CAST	T	TURNOUT		
1100-CP	1100	1	00	00	0.0
1101-CP	1101	0	00	00	0.0
1102-CP	1102	0	00	00	0.0
1103-CP	1103	0	00	00	0.0
1104-CP	1104	0	00	00	0.0
1105-CP	1105	0	00	00	0.0
1106-CP	1106	1	100	00	0.0
1107-CP	1107	0	00	00	0.0
1108-CP	1108	0	00	00	0.0
1110-CP	1110	0	00	00	0.0
1111-CP	1111	0	00	00	0.0
1112-CP	1112	2	10	00	0.0
1113-CP	1113	1	100	00	0.0
1114-CP	1114	0	00	00	0.0
1116-CP	1116	0	00	00	0.0
1117-CP	1117	0	00	00	0.0
1118-CP	1118	0	00	00	0.0
1119-CP	1119	0	00	00	0.0
1120-CP	1120	1	00	00	0.0
1121-CP	1121	0	00	00	0.0
1122-CP	1122	1	00	00	0.0
1123-CP	1123	2	50	00	0.0
1124-CP	1124	1	00	00	0.0
1126-CP	1126	0	00	00	0.0
1127-CP	1127	1	00	00	0.0
1128-CP	1128	2	10	00	0.0
1129-CP	1129	2	50	00	0.0
1130-CP	1130	2	50	00	0.0
1131-CP	1131	1	00	00	0.0
1133-CP	1133	0	00	00	0.0
1134-CP	1134/38	0	00	00	0.0
1136-CP	1136/32	1	50	00	0.0
1137-CP	1137	0	00	00	0.0
1139-CP	1139	0	00	00	0.0
1141-CP	1141	1	10	00	0.0
1145-CP	1145	0	00	00	0.0
1147-CP	1147/49	1	00	00	0.0
1150-CP	1150	0	00	00	0.0
1151-CP	1151	0	00	00	0.0
1153-MB	1153	0	00	00	0.0
1170-CP	1170	1	00	00	0.0
1172-CP	1172	1	00	00	0.0
1181-CP	1181/43	2	00	00	0.0
1183-CP	1183/35	0	00	00	0.0
1187-CP	1187	1	00	00	0.0
1190-MB	1190/92	0	00	00	0.0
1191-CP	1191	0	00	00	0.0
1601-CP	1601	2	00	00	0.0
1603-CP	1603	0	00	00	0.0
1651-MB	1651/53/55	0	00	00	0.0

DIRECT PRIMARY ELECTION PLACES JNTY, CA, JUNE 5, 1990

26

PEACE/FREEDOM AND LIBERTARIAN PARTY COUNTY WIDE CENTRAL COMMITTEES

REGISTRATION	BALLOTS CAST	TURNOUT	CLUB COUNTY CENTRAL COMMITTEE	NO CANDIDATE FILED	CP COUNTY CENTRAL COMMITTEE	NO CANDIDATE FILED
1657-HB	1657/59	0				
1661-HB	1661	0				
2001-CF	2001	100.00				
2003-CF	2003	0.00				
2005-CF	2005	0.00				
2007-CF	2007/11	0.00				
2009-CF	2009/13	0.00				
2051-MB	2051	0.00				
2053-CF	2053	0.00				
2071-CF	2071	50.00				
2073-CF	2073/75	0.00				
2091-MB	2091/95	0.00				
2093-MB	2093/2851	0.00				
2201-CF	2201	0.00				
2207-CF	2207	50.00				
2209-CF	2209	0.00				
2211-CF	2211	0.00				
2215-CF	2215/03	100.00				
2217-CF	2217	0.00				
2219-CF	2219/05	33.33				
2221-CF	2221/13	100.00				
2253-CF	2253	0.00				
2291-CF	2291	0.00				
2293-CF	2293/95	0.00				
2297-CF	2297	0.00				
2601-CF	2601	50.00				
2603-CF	2603	0.00				
2701-CF	2701	0.00				
2703-CF	2703	20.00				
2705-CF	2705	100.00				
2707-CF	2707	0.00				
2709-CF	2709	50.00				
2711-CF	2711	0.00				
2801-CF	2801	0.00				
2803-CF	2803	33.33				
2805-CF	2805	100.00				
2807-CF	2807	33.33				
2850-CF	2850	0.00				
2853-CF	2853	0.00				
2900-CF	2900	100.00				
2903-CF	2903/05	100.00				
3400-CF	3400	0.00				
3401-CF	3401	0.00				
3402-CF	3402	66.67				
3403-CF	3403	0.00				
3405-CF	3405	50.00				
3406-CF	3406	66.67				
3408-CF	3408	100.00				
3410-CF	3410	0.00				
3412-CF	3412/16	60.00				




DIRECT PRIMARY ELECTION PLACER INTY, CA, JUNE 5, 1990

26

\* \* PEACE/FREEDOM AND LIBERTARIAN PARTY COUNTY WIDE CENTRAL COMMITTEES \* \*

	REGISTRATION	BALLOTS CAST	TURNOUT	CL O U B C O U N T Y C E N T R A L C O M M I T T E E	N O C A N D I D A T E F I L E D	C P C O U N T Y C E N T R A L C O M M I T T E E	N O C A N D I D A T E F I L E D
3414		2	100.0				
3418		2	0.0				
3451		0	0.0				
3453		0	0.0				
3455		0	0.0				
3470		0	0.0				
3471		0	40.0				
3472		0	0.0				
3601		2	0.0				
3603		2	0.0				
3605		2	0.0				
3607		1	0.0				
3609		2	0.0				
3611		2	0.0				
3613		2	0.0				
3615		2	0.0				
3617		2	0.0				
3619		1	0.0				
3621		6	0.0				
3623		0	8.3				
3625		0	0.0				
3701		1	0.0				
3703		3	0.0				
3751		3	7.5				
3800		8	1.2				
3802		2	0.0				
3804		1	0.0				
3805		1	0.0				
3901		2	0.0				
3905		6	0.0				
3907		3	0.0				
3909		1	0.0				
4150		0	0.0				
4170		2	0.0				
4174		4	100.0				
4176		2	0.0				
4178		0	0.0				
4182		0	0.0				
4184		0	0.0				
4190		0	0.0				
4200		2	0.0				
4201		3	0.0				
4203		2	100.0				
4205		3	0.0				
4207		1	0.0				
4209		2	0.0				
4211		1	0.0				
4213		4	0.0				
4250		0	0.0				
4252		1	0.0				




DIRECT PRIMARY ELECTION PLACES JUNTY, CA, JUNE 5, 1990

26

\* \* PEACE/FREEDOM AND LIBERTARIAN PARTY COUNTY-WIDE CENTRAL COMMITTEES \* \*

CLUB COUNTY	NO CANDIDATE FILED	CP COUNTY	NO CANDIDATE FILED
CENTRAL COMMITTEE	CENTRAL COMMITTEE	CENTRAL COMMITTEE	CENTRAL COMMITTEE
REGISTRATION	BALLOTS CAST	TURNOUT	
42554-MB	4290	0	0
42555-CB	4255	0	0
42556-CP	4256	0	0
42700-CP	4270	0	0
42701-CP	4271/92	10	0
4293-CP	4293	0	0
4300-CP	4300	33	33
4301-CP	4301	0	0
4303-CP	4303/05	28	28
4307-CP	4307	1	0
4309-CP	4309/13	5	0
4311-CP	4311	0	0
4350-MB	4350/52	0	0
4351-CP	4351	0	0
4353-CP	4353	0	0
4354-MB	4354/56	0	0
4355-MB	4355/57	0	0
4358-MB	4358/60	0	0
4359-CP	4359	0	0
4370-CP	4370	0	0
4371-CP	4371	10	0
4372-CP	4372/74	50	0
4374-MB	4374	1	0
4376-CP	4376	1	0
4600-CP	4600/4800	100	0
4602-CP	4602/4604	0	0
4604-CP	4604/02	55	4
4606-CP	4606	88	0
4608-CP	4608	90	0
4610-CP	4610	2	1
4612-CP	4612/24	6	16
4614-CP	4614	3	0
4616-CP	4616	0	0
4618-CP	4618	0	0
4620-CP	4620	0	5
4622-CP	4622	0	0
4626-CP	4626	1	0
4650-CP	4650	0	0
4800-MB	4800/4600	3	0
4851-MB	4851/53	0	0
4852-CP	4852	0	0
4853-CP	4853	0	0
5500-CP	5500	5	3
5550-CP	5550	0	60
5552-CP	5552	0	0
5570-CP	5570	3	66
5571-CP	5571	4	0
5573-CP	5573	2	0
5590-MB	5590/5851	1	50
5600-CP	5600	2	0



DIRECT PRIMARY ELECTION PLACER COUNTY, CA, JUNE 5, 1990

26

PEACE/FREEDOM AND LIBERTARIAN PARTY COUNTY WIDE CENTRAL COMMITTEES

CLUB COUNTY	NO CANDIDATE FILED	REGISTRATION	BALLOTS CAST	TURNOUT	CENTRAL COMMITTEE	COUNTY	NO CANDIDATE FILED
5602-CP	5602	1	0	0.0			
5608-CP	5608	1	0	0.0			
5610-CP	5610	3	1	33.3			
5612-CP	5612	5	1	20.0			
5700-CP	5700	4	1	25.0			
5701-CP	5701	3	2	66.7			
5702-CP	5702	2	1	50.0			
5703-CP	5703	2	0	0.0			
5704-CP	5704	1	1	100.0			
5705-CP	5705	6	1	16.7			
5800-CP	5800	3	0	0.0			
5802-CP	5802	10	4	40.0			
5853-MB	5853/5950	1	0	0.0			
5902-CP	5902	5	0	0.0			
5904-CP	5904	5	1	20.0			
5906-CP	5906	3	1	33.3			
5908-CP	5908	6	1	16.7			
5910-CP	5910	4	1	25.0			
5912-CP	5912	1	1	100.0			
5916-CP	5916	7	0	0.0			
5918-CP	5918	3	0	0.0			
5920-CP	5920	6	1	16.7			
5922-CP	5922	8	2	25.0			
5924-CP	5924	7	1	14.3			
5926-CP	5926	8	1	12.5			
5952-MB	5952/54/02	0	0	0.0			
ABSENTEE TOTALS		375	16	4.3	0	0	
GRAND TOTALS		375	149	39.7	0	0	

DIRECT PRIMARY ELECTION PLACER INTY, CA, JUNE 5, 1990

27

\* \* TAHOE JUSTICE COURT CONSTABLE \* \*

		REGISTRATION	BALLOTS CAST	TURNOUT	CONJUGATE SUBLETT TAHOE HUBBET	MICKEY DANIELS
5853-MB	5853/5950	183	88	48.1		67
5902-CP	5902	428	152	35.5		117
5904-CP	5904	581	160	27.5		140
5906-CP	5906	417	80	19.2		65
5908-CP	5908	299	92	24.1		98
5910-CP	5910	518	180	34.7		164
5912-CP	5912	314	108	34.4		89
5916-CP	5916	481	169	35.1		147
5918-CP	5918	523	158	30.2		136
5920-CP	5920	209	74	35.4		55
5922-CP	5922	547	192	35.1		170
5924-CP	5924	474	133	28.0		155
5926-CP	5926	441	127	28.8		98
5952-MB	5952/54702	134	58	43.3		45
ABSENTEE TOTALS		5549	343	6.2		281
GRAND TOTALS		5549	2144	38.6		1787

DIRECT PRIMARY ELECTION PLACER COUNTY, CA, JUNE 5, 1990

28 \*\*\*GRAND-TOTALS STATE AND COUNTY SUPERINTENDENT OF SCHOOLS AND COUNTY ASSESSOR\*\*

	REGISTRATION	BALLOTS CAST	TURNOUT	STATE SUP OF PUB INST CAROL KOPPEL	SAMUEL RODRIGUEZ	BILL HONIG	MARK ISLER	COUNTY SUP OF SCHOOLS JOHN REINKING	KEVIN ECKARD ASSESSOR	WARREN BURNS	BRUCE DEAR
PLACER COUNTY	90870	45081	49.6	8639	7228	19729	5756	33668	11431	14926	13081
14TH CONGRESSIONAL	90870	45081	49.6	8639	7228	19729	5756	33668	11431	14926	13081
1ST SENATE	90870	45081	49.6	8639	7228	19729	5756	33668	11431	14926	13081
5TH ASSEMBLY	59415	29397	49.5	5970	4802	12509	3692	22241	7380	9642	8672
7TH ASSEMBLY	31455	15684	49.9	2669	2426	7220	2064	11427	4051	5284	4409
1ST SUPERVISORIAL	23732	11260	47.4	2476	1806	4697	1385	8769	2683	3577	3444
2ND SUPERVISORIAL	15947	8405	52.7	1584	1460	3513	1187	6339	1992	3226	2183
3RD SUPERVISORIAL	19383	10469	54.0	1809	1636	4861	1273	7662	3022	2875	3534
4TH SUPERVISORIAL	18258	8457	46.3	1713	1396	3502	1133	6275	1977	3078	2245
5TH SUPERVISORIAL	13550	6490	47.9	1057	930	3156	778	4623	1757	2170	1675
AUBURN	6256	3541	56.6	622	518	1692	404	2608	1157	894	1223
COLFAX	574	310	54.0	64	38	145	36	217	96	99	80
LINCOLN	2986	1403	47.0	263	302	524	214	1092	300	625	298
ROCKLIN	9064	4297	47.4	862	744	1761	570	3222	1137	1373	1230
ROSEVILLE	21896	10316	47.1	2262	1673	4343	1219	8058	2473	3208	3214
LOOMIS	3083	1382	44.8	253	221	602	197	1062	339	548	343
UNINCORPORATED AREA	47011	23832	50.7	4313	3732	10662	3116	17409	5929	8179	6693

DIRECT PRIMARY ELECTION PLACER COUNTY, CA, JUNE 5, 1990

28 \*\*\*ABSENTEE TOTALS \*\*\* STATE AND COUNTY SUPERINTENDENT OF SCHOOLS AND COUNTY ASSESSOR \*\*\*

	REGISTRATION	BALLOTS CAST	TURNOUT	STATE SUP OF PUB INST	CAROL KOPPEL	SAMUEL RODRIGUEZ	BILL HONIG	MARK ISLER	COUNTY SUP OF SCHOOLS	JOHN REINKING	KEVIN ASSESSOR	WARREN BURNS	BRUCE DEAR
PLACER COUNTY	90870	8432	9.3	1836	1034	3729	1158	6426	2162	3053	2202		
14TH CONGRESSIONAL	90870	8432	9.3	1836	1034	3729	1158	6426	2162	3053	2202		
1ST SENATE	90870	8432	9.3	1836	1034	3729	1158	6426	2162	3053	2202		
5TH ASSEMBLY	59415	5677	9.6	1319	723	2457	724	4385	1440	2069	1479		
7TH ASSEMBLY	31455	2755	8.8	517	311	1272	434	2041	722	984	723		
1ST SUPERVISORIAL	23732	2216	9.3	536	261	986	247	1754	521	801	566		
2ND SUPERVISORIAL	15947	1331	8.3	304	172	547	209	1029	313	541	345		
3RD SUPERVISORIAL	19383	2276	11.7	465	238	1064	330	1705	737	664	652		
4TH SUPERVISORIAL	18258	1454	8.0	341	220	584	205	1104	314	601	356		
5TH SUPERVISORIAL	13550	1155	8.5	190	143	548	167	834	277	446	283		
AUBURN	6256	837	13.4	191	85	378	108	626	313	216	242		
COLFAX	574	42	7.3	7	4	15	11	24	7	15	15		
LINCOLN	2986	213	7.1	56	31	73	42	174	42	104	38		
ROCKLIN	9047	780	8.6	179	116	305	118	599	182	289	232		
ROSEVILLE	21896	2095	9.6	511	246	928	234	1662	499	742	539		
LOOMIS	3083	198	6.4	36	31	83	36	160	50	81	48		
UNINCORPORATED AREA	47028	4267	9.1	856	521	1947	609	3181	1069	1606	1088		



DIRECT PRIMARY ELECTION PLACER INTY, CA, JUNE 5, 1990

28

\* \* STATE AND COUNTY SUPERINTENDENT OF SCHOOLS AND COUNTY ASSESSOR \* \*

	REGISTRATION	BALLOTS CAST	TURNOUT	STATE SUP OF PUBL INST CAROL KOPPEL	SAMUEL RODRIGUEZ	BILL HONIG	MARK ISLER	COUNTY SUP OF SCHOOLS JOHN REINKING	KEVIN ECKARD ASSESSOR	WARREN BURNS	BRUCE DEAR
111000	535	221	41	44	33	105	27	165	48	63	83
111001	345	125	36	27	21	50	19	106	28	46	41
111002	555	217	33	49	33	101	16	171	51	75	71
111003	227	206	33	25	19	86	25	164	52	38	60
111004	667	111	33	26	33	48	88	86	27	66	38
111005	645	152	23	55	33	55	18	114	30	33	49
111006	555	186	33	51	28	73	24	142	36	64	64
111007	337	250	33	56	33	109	25	207	77	66	80
111008	555	214	33	41	33	89	18	176	62	56	72
111009	555	181	33	42	33	74	15	145	39	60	62
111010	555	196	33	40	33	73	23	149	50	99	45
111011	555	169	33	41	33	70	16	139	32	51	68
111012	644	298	44	65	44	118	34	213	86	92	64
111013	644	194	44	44	42	84	18	159	42	60	76
111014	771	278	44	57	27	135	32	216	69	82	86
111015	555	264	44	51	41	118	30	206	71	81	70
111016	644	226	33	49	27	110	31	180	50	65	76
111017	433	136	33	44	25	52	15	108	25	31	40
111018	339	114	33	34	22	47	18	96	26	42	37
111019	433	149	33	26	23	62	20	111	37	52	33
111020	433	216	33	47	41	90	31	180	49	63	83
111021	433	267	33	43	33	99	42	204	55	77	96
111022	580	251	44	61	36	111	25	201	36	42	144
111023	555	134	33	30	21	54	19	108	29	56	28
111024	555	162	33	42	31	61	15	120	48	45	44
111025	555	295	33	51	52	134	31	214	65	69	108
111026	555	177	33	34	45	64	18	130	46	49	49
111027	555	221	33	34	50	97	25	175	46	67	49
111028	555	155	33	47	38	62	25	134	51	44	45
111029	555	196	33	47	39	74	25	148	47	63	61
111030	555	183	33	47	31	82	28	146	40	56	67
111031	622	264	44	54	40	111	32	200	48	67	103
111032	622	303	44	66	47	124	40	237	86	85	90
111033	622	204	33	50	44	78	22	162	42	57	85
111034	400	108	33	35	18	44	15	76	31	29	31
111035	449	170	33	55	41	64	26	133	30	61	42
111036	768	248	33	50	54	83	34	189	73	68	70
111037	0	0	0	0	0	0	0	0	0	0	0
111038	0	0	0	0	0	0	0	0	0	0	0
111039	0	0	0	0	0	0	0	0	0	0	0
111040	313	120	10	26	26	45	15	96	28	46	32
111041	127	56	38	15	7	22	11	47	16	22	11
111042	801	273	34	65	41	108	32	204	73	22	74
111043	892	355	44	68	49	162	48	270	89	108	101
111044	467	150	33	29	26	58	23	110	32	51	49
111045	79	31	33	7	1	11	6	23	8	11	4
111046	0	0	0	0	0	0	0	0	0	0	0
111047	0	0	0	0	0	0	0	0	0	0	0
111048	0	0	0	0	0	0	0	0	0	0	0
111049	0	0	0	0	0	0	0	0	0	0	0
16001	536	261	46	71	34	81	50	191	59	99	64
16002	455	230	50	48	32	86	44	173	55	79	56
16003	455	43	44	7	7	18	10	31	7	24	7
16511	53/55	97	44	48	32	86	44	173	55	79	56



DIRECT PRIMARY ELECTION PLACER COUNTY, CA, JUNE 5, 1990

28

\*\* STATE AND COUNTY SUPERINTENDENT OF SCHOOLS AND COUNTY ASSESSOR \*\*

REGISTRATION	BALLOTS CAST	TURNOUT	STATE SUPERINTENDENT OF SCHOOLS			COUNTY SUPERINTENDENT OF SCHOOLS			KEVIN ASSESSOR	WARREN BURNS	BRUCE DEAR
			CAROL KOPPEL	SAMUEL RODRIGUEZ	BILL HONIG	MARK ISLER	JOHN REINKING				
34114	576	271									
34118	452	179									
34184	000	000									
34201	000	000									
34203	000	000									
34205	000	000									
34207	000	000									
34209	000	000									
34211	000	000									
34213	000	000									
34215	000	000									
34217	000	000									
34219	000	000									
34221	000	000									
34223	000	000									
34225	000	000									
34227	000	000									
34229	000	000									
34231	000	000									
34233	000	000									
34235	000	000									
34237	000	000									
34239	000	000									
34241	000	000									
34243	000	000									
34245	000	000									
34247	000	000									
34249	000	000									
34251	000	000									
34252	000	000									
34253	000	000									
34254	000	000									
34255	000	000									
34256	000	000									
34257	000	000									
34258	000	000									
34259	000	000									
34260	000	000									
34261	000	000									
34262	000	000									
34263	000	000									
34264	000	000									
34265	000	000									
34266	000	000									
34267	000	000									
34268	000	000									
34269	000	000									
34270	000	000									
34271	000	000									
34272	000	000									
34273	000	000									
34274	000	000									
34275	000	000									
34276	000	000									
34277	000	000									
34278	000	000									
34279	000	000									
34280	000	000									
34281	000	000									
34282	000	000									
34283	000	000									
34284	000	000									
34285	000	000									
34286	000	000									
34287	000	000									
34288	000	000									
34289	000	000									
34290	000	000									
34291	000	000									
34292	000	000									
34293	000	000									
34294	000	000									
34295	000	000									
34296	000	000									
34297	000	000									
34298	000	000									
34299	000	000									
34300	000	000									
34301	000	000									
34302	000	000									
34303	000	000									
34304	000	000									
34305	000	000									
34306	000	000									
34307	000	000									
34308	000	000									
34309	000	000									
34310	000	000									
34311	000	000									
34312	000	000									
34313	000	000									
34314	000	000									
34315	000	000									
34316	000	000									
34317	000	000									
34318	000	000									
34319	000	000									
34320	000	000									
34321	000	000									
34322	000	000									
34323	000	000									
34324	000	000									
34325	000	000									
34326	000	000									
34327	000	000									
34328	000	000									
34329	000	000									
34330	000	000									
34331	000	000									
34332	000	000									
34333	000	000									
34334	000	000									
34335	000	000									
34336	000	000									
34337	000	000									
34338	000	000									
34339	000	000									
34340	000	000									
34341	000	000									
34342	000	000									
34343	000	000									
34344	000	000									
34345	000	000									
34346	000	000									
34347	000	000									
34348	000	000									
34349	000	000									
34350	000	000									
34351	000	000									
34352	000	000									
34353	000	000									
34354	000	000									
34355	000	000									
34356	000	000									
34357	000	000									
34358	000	000									
34359	000	000									
34360	000	000									
34361	000	000									
34362	000	000									
34363	000	000									
34364	000	000									
34365	000	000									
34366	000	000									
34367	000	000									
34368	000	000									
34369	000	000									
34370	000	000									
34371	000	000									
34372	000	000									
34373	000	000									
34374	000	000									
34375	000	000									
34376	000	000									
34377	000	000									
34378	000	000									
34379	000	000									
34380	000	000									
34381	000	000									
34382	000	000									
34383	000	000									
34384	000	000									
34385	000	000									
34386	000	000									
34387	000	000									
34388	000	000									
34389	000	000									
34390	000	000									
34391	000	000									
34392	000	000									
34393	000	000									
34394	000	000									
34395	000	000									
34396	000	000									
34397	000	000									
34398	000	000									
34399	000	000									
34400	000	000									
34401	000	000									
34402	000	000									
34403	000	000									
34404	000	000									
34405	000	000									
34406	000	000									
34407	000	000									
34408	000	000									
34409	000	000									
34410	000	000									
34411	000	000									
34412	000	000									
3											



DIRECT PRIMARY ELECTION PLACER COUNTY, CA, JUNE 5, 1990

28

\* \* STATE AND COUNTY SUPERINTENDENT OF SCHOOLS AND COUNTY ASSESSOR \* \*

		REGISTRATION	BALLOTS CAST	TURNOUT	STATE SUP OF PUB INST	CAROL KOPPEL	SAMUEL RODRIGUEZ	BILL HONIG	MARK ISLER	COUNTY SUP OF SCHOOLS	JOHN REINKING	KEVIN ASSESSOR	WARREN BURNS	BRUCE DEAR
5602	-CP	5602	595	35.1		22	26	117	28	164		51	62	78
5608	-CP	5608	547	46.8		47	40	114	43	191		54	78	104
5610	-CP	5610	318	42.1		20	24	65	17	97		24	39	56
5612	-CP	5612	564	51.4		57	54	120	42	221		55	88	119
5700	-CP	5700	461	47.3		44	35	98	31	158		47	81	70
5701	-CP	5701	444	43.5		32	31	88	23	133		65	90	56
5702	-CP	5702	554	39.0		39	31	108	20	142		63	63	59
5703	-CP	5703	587	46.0		48	37	137	29	202		78	76	86
5704	-CP	5704	324	40.4		26	20	58	19	94		39	44	33
5705	-CP	5705	366	47.3		24	32	82	22	115		43	46	59
5800	-CP	5800	336	43.2		24	24	70	16	97		54	41	33
5802	-CP	5802	437	50.1		27	42	95	36	160		63	65	60
5853	-MB	5853/5950	183	48.1		13	11	50	6	58		17	32	14
5902	-CP	5902	428	35.5		25	17	79	7	95		67	28	19
5904	-CP	5904	581	27.5		30	15	88	19	123		36	67	26
5906	-CP	5906	417	19.2		12	7	39	14	51		39	27	15
5908	-CP	5908	299	24.1		11	9	34	8	24		39	27	15
5910	-CP	5910	318	34.4		4	26	34	20	24		39	27	15
5912	-CP	5912	314	34.4		4	16	32	9	26		39	27	15
5916	-CP	5916	481	35.1		28	19	101	10	122		47	72	20
5918	-CP	5918	523	35.0		18	28	85	10	108		63	50	16
5920	-CP	5920	209	35.4		10	8	46	2	49		23	23	13
5922	-CP	5922	547	35.1		32	30	91	15	138		48	77	28
5924	-CP	5924	474	35.6		25	29	88	21	128		63	71	15
5926	-CP	5926	441	28.8		19	14	71	7	84		33	42	23
5952	-MB	5952/54/02	134	43.3		17	3	24	8	43		33	21	9
ABSENTEE TOTALS			90870	8432	9.3	1836	1034	3729	1158	6426		2162	3053	2202
GRAND TOTALS			90870	45081	49.6	8639	7228	19729	5756	33668		11431	14926	13081

DIRECT PRIMARY ELECTION PLACER COUNTY, CA, JUNE 5, 1990

29 \*\*\*GRAND TOTALS

\* \* COUNTY AUDITOR - COUNTY CLERK - DISTRICT ATTORNEY - SHERIFF - TREASURER \* \*

	REGISTRATION	BALLOTS CAST	TURNOUT	AUDITOR - WILLIAMS - J R	COUNTY CLERK - MARY ANN HULSE	DISTRICT ATTORNEY - PAUL RICHARDSON	SHERIFF - JOHN SHELLY	SHERIFF - DONALD CORNEER	SHERIFF - LARRY CORBIN	TREASURER - EARL CORBIN
PLACER COUNTY	90870	45081	49.6	34232	34160	24603	15414	27967	11888	34286
14TH CONGRESSIONAL	90870	45081	49.6	34232	34160	24603	15414	27967	11888	34286
1ST SENATE	90870	45081	49.6	34232	34160	24603	15414	27967	11888	34286
5TH ASSEMBLY	59415	29397	49.5	22455	22293	15759	10251	18335	7543	22357
7TH ASSEMBLY	31455	15684	49.9	11777	11867	8844	5163	9632	4345	11929
1ST SUPERVISORIAL	23732	11260	47.4	8727	8523	5742	4082	6958	2824	8674
2ND SUPERVISORIAL	15947	8405	52.7	6471	6389	4577	2953	5241	2268	6459
3RD SUPERVISORIAL	19383	10469	54.0	7908	7998	6388	3137	6614	2787	7943
4TH SUPERVISORIAL	18258	8457	46.3	6330	6395	4241	3198	5321	2150	6313
5TH SUPERVISORIAL	13550	6490	47.9	4796	4855	3655	2044	3833	1859	4897
AUBURN	6256	3541	56.6	2703	2721	2204	1040	2296	908	2692
COLFAX	574	310	54.0	231	234	185	89	197	81	230
LINCOLN	2936	1403	47.0	1146	1103	730	504	910	353	1130
ROCKLIN	9064	4297	47.4	3224	3233	2264	1530	2549	1203	3236
ROSEVILLE	21896	10316	47.1	8001	7831	5284	3728	6397	2570	7961
LOOMIS	3083	1382	44.8	1105	1081	710	528	938	315	1098
UNINCORPORATED AREA	47011	23832	50.7	17822	17957	13226	7995	14680	6458	17939

DIRECT PRIMARY ELECTION PLACER COUNTY, CA, JUNE 5, 1990

29 \*\*\*ABSENTEE TOTALS

\*\* COUNTY AUDITOR -- COUNTY CLERK -- DISTRICT ATTORNEY -- SHERIFF -- TREASURER \*\*

	REGISTRATION	BALLOTS CAST	TURNOUT	KIMBUCK WILLIAMS - AUDITOR-CONTROLLER	COUNTY CLERK - MARY ANN HULSE	DISTRICT ATTORNEY PAUL RICHARDSON	JOHN SHELLY	SHERIFF - DONALD CORONERS	LARRY CORBIN	TREASURER - TAX COLLECTOR EARL CORBIN
PLACER COUNTY	90870	8432	9.3	6433	6670	4469	3250	5238	2507	6447
14TH CONGRESSIONAL	90870	8432	9.3	6433	6670	4469	3250	5238	2507	6447
1ST SENATE	90870	8432	9.3	6433	6670	4469	3250	5238	2507	6447
5TH ASSEMBLY	59415	5677	9.6	4358	4496	2962	2204	3578	1617	4344
7TH ASSEMBLY	31455	2755	8.8	2075	2174	1507	1046	1660	890	2103
1ST SUPERVISORIAL	23732	2216	9.3	1715	1772	1051	931	1411	576	1717
2ND SUPERVISORIAL	15947	1331	8.3	1026	1074	707	520	832	397	1028
3RD SUPERVISORIAL	19383	2276	11.7	1735	1787	1381	748	1381	735	1720
4TH SUPERVISORIAL	18258	1454	8.0	1108	1143	686	628	934	414	1107
5TH SUPERVISORIAL	13550	1155	8.5	849	894	644	423	680	385	875
AUBURN	6256	837	13.4	638	648	520	275	524	266	632
COLFAX	574	42	7.3	28	28	25	10	21	15	28
LINCOLN	2986	213	7.1	173	181	95	93	148	47	172
ROCKLIN	9047	780	8.6	602	620	401	312	465	254	600
ROSEVILLE	21896	2095	9.6	1622	1683	1002	883	1335	550	1634
LOOMIS	3083	198	6.4	167	166	88	96	135	52	165
UNINCORPORATED AREA	47028	4267	9.1	3203	3344	2338	1581	2610	1323	3216

DIRECT PRIMARY ELECTION PLACER INTY, CA, JUNE 5, 1990

29

\* \* COUNTY AUDITOR - COUNTY CLERK - DISTRICT ATTORNEY - SHERIFF - TREASURER \* \*

	REGISTRATION	BALLOTS CAST	TURNOUT	AUDITOR - WILLIAMS - JR	COUNTY CLERK - MARY ANN HULSE	DISTRICT ATTORNEY - RICHARDSON	SHERIFF - JOHN SHELLY	TREASURER - DONALD CORNERS	TAX COLLECTOR - LARRY CORBIN	EARL CORIN
11000-CP	535	221	41.3	172	160	119	68	145	37	172
11001-CP	345	125	36.2	103	99	52	48	72	37	105
11002-CP	655	217	33.1	159	159	115	68	139	44	162
11003-CP	527	206	39.1	162	161	101	80	139	51	164
11004-CP	367	111	30.2	93	89	62	37	100	27	89
11005-CP	645	152	23.6	124	115	71	67	100	37	121
11006-CP	526	186	35.4	154	141	87	73	111	38	143
11007-CP	533	250	46.9	196	191	157	68	175	52	195
11008-CP	587	214	36.5	171	173	120	72	133	49	177
11009-CP	590	181	30.2	146	145	101	64	137	36	148
11111-CP	559	196	35.1	148	141	98	71	133	33	153
11112-CP	402	169	42.0	134	127	86	60	111	36	134
11113-CP	646	298	46.1	216	197	163	94	219	41	221
11114-CP	434	194	44.7	158	150	117	63	132	45	153
11116-CP	710	278	39.2	213	214	145	101	175	64	219
11117-CP	593	264	44.5	205	199	150	84	177	50	198
11118-CP	647	226	35.9	179	180	111	88	141	57	161
11119-CP	433	136	31.1	115	111	69	51	147	39	114
11200-CP	339	114	33.6	103	92	54	49	77	28	96
11201-CP	437	149	34.1	110	106	96	33	85	44	116
11202-CP	622	216	34.7	180	175	121	76	124	73	183
11203-CP	710	267	37.6	203	192	124	111	177	60	207
11204-CP	580	251	43.3	193	190	128	85	150	67	200
11206-CP	265	134	50.6	109	105	71	39	75	39	101
11207-CP	571	162	28.3	118	112	88	48	91	45	114
11208-CP	673	295	43.8	207	193	145	91	149	73	201
11209-CP	510	177	34.7	133	124	103	48	102	47	132
11300-CP	598	221	37.0	170	165	107	90	133	59	172
11301-CP	448	155	34.4	135	123	76	60	85	54	124
11303-CP	653	196	30.0	160	151	106	67	132	45	157
11304-CP	528	183	34.7	139	136	101	57	103	55	136
11306-CP	629	264	42.0	191	193	120	81	156	57	189
11307-CP	111	503	45.0	229	225	194	101	217	57	232
11309-CP	349	204	58.5	165	156	104	75	109	68	159
11401-CP	400	108	27.0	77	76	47	38	52	30	75
11405-CP	449	170	37.9	135	130	92	59	96	53	132
11407-CP	768	248	32.3	186	188	112	101	134	75	186
11500-CP	0	0	0.0	0	0	0	0	0	0	0
11501-CP	0	0	0.0	0	0	0	0	0	0	0
11503-MB	2	2	100.0	0	0	0	0	0	0	0
11700-CP	313	120	38.3	102	94	58	46	65	38	96
11702-CP	127	56	44.1	44	47	29	23	42	9	46
11811-CP	801	273	34.1	204	191	123	92	139	71	188
11803-CP	892	355	39.8	260	261	158	145	204	94	260
11807-CP	467	150	32.1	117	113	76	52	92	40	116
11900-MB	79	31	39.2	24	21	6	6	15	10	22
11901-CP	0	0	0.0	0	0	0	0	0	0	0
16001-CP	556	261	46.9	204	193	132	101	151	75	205
16003-CP	455	230	50.5	171	160	127	72	145	52	176
16501-MB	97	43	44.3	30	26	22	15	21	15	28



DIRECT PRIMARY ELECTION PLACER INTY, CA, JUNE 5, 1990

29

\* \* COUNTY AUDITOR - COUNTY CLERK - DISTRICT ATTORNEY - SHERIFF - TREASURER \* \*

	REGISTRATION	BALLOTS CAST	TURNOUT	AUDITOR - KIMBUCK WILLIAMS - J R	COUNTY CLERK - MARY ANN HULSE	DISTRICT ATTORNEY - PAUL RICHARDSON	SHERIFF - JOHN SHELLY	SHERIFF - DONALD CORONERS	TREASURER - LARRY CORBIN	TREASURER - EARL COLLECTOR
1657-MB	1657/59	167	59	35.8	46	24	23	31	22	43
1661-MB	1661	42	23	54.8	12	11	10	15	7	14
2001-CP	2001	589	235	39.9	196	180	77	147	56	187
2003-CP	2003	424	186	43.5	151	144	55	135	32	147
2005-CP	2005	407	258	63.5	215	210	108	173	61	218
2007-CP	2007/11	632	221	35.0	180	175	72	129	75	178
2009-CP	2009/13	717	285	39.7	228	208	97	175	80	223
2051-MB	2051	17	5	29.4	0	0	0	0	0	0
2053-CP	2053	0	0	0.0	0	0	0	0	0	0
2071-CP	2071	454	199	43.8	151	159	86	123	60	158
2073-CP	2073/75	733	314	42.8	247	248	117	180	103	251
2091-MB	2091/95	115	67	58.3	46	49	30	41	20	47
2093-MB	2093/2851	74	36	48.6	25	26	16	26	5	23
2201-CP	2201	503	217	43.1	153	157	60	152	44	164
2207-CP	2207	656	338	51.5	251	242	141	206	92	261
2209-CP	2209	525	211	40.2	179	169	69	132	64	173
2211-CP	2211	423	165	39.0	117	117	53	101	38	115
2215-CP	2215/03	671	277	41.3	211	200	89	167	57	195
2217-CP	2217	651	276	42.4	189	178	90	138	67	178
2219-CP	2219/05	689	287	41.7	228	229	87	177	80	237
2221-CP	2221/13	604	265	43.9	188	189	91	134	80	188
2253-CP	2253	0	0	0.0	0	0	0	0	0	0
2291-CP	2291	1	0	0.0	0	0	0	0	0	0
2293-MB	2293/95	4	3	75.0	0	0	0	0	0	0
2297-CP	2297	0	0	0.0	0	0	0	0	0	0
2601-CP	2601	621	261	42.0	211	200	111	152	82	201
2603-CP	2603	376	186	49.5	143	142	63	116	51	148
2701-CP	2701	480	241	50.2	188	172	92	151	67	184
2703-CP	2703	653	287	44.0	201	206	89	164	90	204
2705-CP	2705	637	290	45.5	219	216	97	191	73	219
2707-CP	2707	133	72	54.1	54	53	29	47	19	54
2709-CP	2709	574	282	49.1	213	210	93	179	87	214
2711-CP	2711	536	263	49.1	207	213	86	184	58	218
2801-CP	2801	436	221	50.7	169	158	63	142	53	167
2803-CP	2803	380	162	42.6	129	129	88	106	46	134
2805-CP	2805	231	97	42.0	75	70	32	59	27	71
2807-CP	2807	510	249	48.8	203	200	101	185	42	208
2850-CP	2850	0	0	0.0	0	0	0	0	0	0
2853-CP	2853	0	0	0.0	0	0	0	0	0	0
2900-CP	2900	572	270	47.2	211	200	71	181	58	195
2903-CP	2903/05	719	348	48.4	262	258	98	211	99	264
3400-CP	3400	430	209	48.6	150	151	61	132	46	154
3401-CP	3401	545	227	41.7	159	169	75	159	50	170
3402-CP	3402	671	296	44.1	227	230	76	181	77	228
3403-CP	3403	565	219	38.7	177	165	59	142	45	159
3405-CP	3405	764	338	44.2	268	270	111	234	72	278
3406-CP	3406	646	291	45.0	247	241	90	193	76	235
3408-CP	3408	524	260	49.6	195	207	67	185	60	201
3410-CP	3410	385	151	39.2	107	108	43	92	38	108
3412-CP	3412/16	698	267	38.3	198	201	74	159	68	196

DIRECT PRIMARY ELECTION PLACER COUNTY, CA, JUNE 5, 1990

29

\* \* COUNTY AUDITOR -- COUNTY CLERK -- DISTRICT ATTORNEY -- SHERIFF -- TREASURER \* \*

	REGISTRATION	BALLOTS CAST	TURNOUT	AUDITOR - WILLIAMS - J R	COUNTY CLERK - ANN HULSE	DISTRICT ATTORNEY - RICHARDSON	SHERIFF - CORONEER	TREASURER - TAX COLLECTOR
4414	576	271	47.0	198	194	190	173	198
4418	452	179	39.6	139	137	113	222	133
4451	000	000	0.0	000	000	000	000	000
4453	000	000	0.0	000	000	000	000	000
4470	508	223	43.9	168	174	128	153	168
4471	571	230	40.3	176	192	147	155	191
4472	471	204	43.3	159	157	120	138	167
6003	485	164	34.4	130	128	99	101	121
6005	505	224	44.4	166	162	134	134	167
6007	437	190	43.5	138	149	124	123	149
6009	415	179	43.1	133	136	101	131	136
6113	559	220	39.0	138	133	105	131	132
6115	290	110	37.7	85	90	70	98	88
6117	212	102	48.2	165	155	126	127	162
6119	586	282	48.1	202	197	162	176	204
6221	441	187	42.4	123	118	119	110	123
6223	556	214	38.5	164	158	132	115	162
6225	558	202	35.6	176	188	159	117	189
6227	592	267	45.1	192	190	135	167	194
6229	592	267	45.1	192	190	135	167	194
6231	352	146	41.5	110	110	95	85	109
6233	148	96	64.9	61	67	63	56	65
6235	686	291	42.4	224	214	180	170	217
6237	753	340	45.2	270	278	217	220	267
6239	373	170	45.6	131	135	110	97	134
6241	489	252	51.5	185	190	143	171	190
6243	692	390	41.5	208	220	164	171	219
6245	524	234	44.7	187	179	144	146	183
6247	536	233	41.6	157	157	143	148	168
6249	416	195	46.4	144	138	119	133	143
6251	000	000	0.0	000	000	000	000	000
6253	549	190	34.6	142	146	86	123	143
6255	461	148	32.1	103	105	68	78	98
6257	636	208	32.7	155	158	112	113	153
6259	29	14	48.3	11	10	5	7	8
6261	000	000	0.0	000	000	000	000	000
6263	44	26	59.1	20	22	11	15	19
6265	8	22	25.0	0	0	0	0	0
6267	4200	201	42.6	137	144	95	116	141
6269	518	178	34.4	141	145	92	124	142
6271	429	161	37.5	110	124	74	107	120
6273	362	134	34.3	98	89	62	75	95
6275	416	155	30.8	103	98	74	79	102
6277	545	185	33.9	137	141	105	104	139
6279	750	221	29.5	169	167	118	130	170
6281	819	275	33.6	206	219	144	136	210
6283	0	0	0.0	0	0	0	0	0
6285	0	0	0.0	0	0	0	0	0
6287	31	8	25.8	0	0	0	0	0

27

3890

88

80

86

92

15

53/54

DIRECT PRIMARY ELECTION PLACER COUNTY, CA, JUNE 5, 1990

29

\*\*\* COUNTY AUDITOR - COUNTY CLERK - DISTRICT ATTORNEY - SHERIFF - TREASURER \*\*\*

	REGISTRATION	BALLOTS CAST	TURNOUT	KIMBUCK AUDITOR- WILLIAMS- CONTROLLE JR	COUNTY CLERK MARY ANN HULSE	DISTRICT ATTORNEY RICHARDSON	JOHN SHELLEY	SHERIFF CORONERS DONALD NUNES	LARRY CORBIN	TREASURER TAX COLLECTOR EARL CORIN
4254-MB	4290	40	11	27.5	9	0	6	2	6	8
4255-CP	4256	0	0	0.0	0	0	0	0	0	0
4256-CP	4270	148	42	28.0	30	24	13	2	3	31
4270-MB	4291/92	57	31	54.4	22	17	14	2	7	26
4293-CP	4293	0	0	0.0	0	0	0	0	0	0
4300-CP	4300	383	159	41.0	130	91	53	12	29	136
4301-CP	4301	347	125	36.0	99	72	44	8	22	102
4303-CP	4303/05	542	192	35.4	142	131	70	11	44	141
4307-CP	4307	430	187	43.0	147	115	56	11	48	151
4309-CP	4309/13	526	196	37.1	165	93	56	11	48	160
4311-CP	4311	607	225	37.3	178	120	83	16	49	172
4350-MB	4350/52	45	26	57.8	22	9	1	1	4	20
4351-CP	4351	0	0	0.0	0	0	0	0	0	0
4353-CP	4353	0	0	0.0	0	0	0	0	0	0
4354-MB	4354/56	101	50	49.5	41	39	21	33	10	36
4355-MB	4355/57	9	8	88.9	0	0	0	0	0	0
4358-MB	4358/60	43	16	37.2	0	0	0	0	0	0
4359-CP	4359	0	0	0.0	0	0	0	0	0	0
4370-CP	4370	440	193	43.9	146	114	62	14	37	152
4371-CP	4371	252	104	41.3	85	87	40	9	8	36
4372-CP	4372/74	571	291	51.0	216	213	109	20	5	219
4374-MB	4374	70	30	42.9	23	16	10	2	1	22
4376-CP	4376	606	260	42.9	198	132	91	1	6	187
4600-CP	4600/4800	485	192	39.6	146	111	67	1	4	150
4602-CP	4602/4604	698	294	42.1	203	140	117	20	5	196
4604-CP	4604/02	374	151	40.4	102	72	51	8	3	109
4606-CP	4606	631	273	43.3	203	131	91	16	5	197
4608-CP	4608	262	104	39.7	79	52	43	6	2	84
4610-CP	4610	496	224	45.2	159	99	94	1	3	136
4612-CP	4612/24	618	227	36.7	180	120	78	14	5	173
4614-CP	4614	401	135	33.7	88	61	51	7	3	93
4616-CP	4616	564	238	42.2	165	163	96	13	6	161
4618-CP	4618	421	166	39.4	133	93	56	11	4	129
4620-CP	4620	440	177	40.2	121	77	71	11	5	110
4622-CP	4622	566	240	42.2	165	101	92	1	5	164
4626-CP	4626	410	147	35.9	112	86	49	8	4	109
4650-MB	4650	7	5	71.4	0	0	0	0	0	0
4800-CP	4800/4600	537	210	39.1	156	129	65	14	5	180
4851-MB	4851/53	12	5	41.7	3	5	0	1	4	3
4852-CP	4852	0	0	0.0	0	0	0	0	0	0
4855-CP	4855	0	0	0.0	0	0	0	0	0	0
5500-CP	5500	574	268	46.7	203	160	79	17	6	202
5550-CP	5550	0	0	0.0	0	0	0	0	0	0
5552-CP	5552	0	0	0.0	0	0	0	0	0	0
5570-CP	5570	441	174	39.5	133	107	49	10	5	143
5571-CP	5571	414	166	40.1	118	101	45	10	3	116
5573-CP	5573	439	191	43.5	145	115	56	13	4	149
5590-MB	5590/5851	139	81	58.3	51	36	31	4	3	54
5600-CP	5600	461	200	43.4	155	110	73	11	6	166

DIRECT PRIMARY ELECTION PLACER COUNTY, CA, JUNE 5, 1990

29

\* \* COUNTY AUDITOR - COUNTY CLERK - DISTRICT ATTORNEY - SHERIFF - TREASURER \* \*

	REGISTRATION	BALLOTS CAST	TURNOUT	KIMBUCK AUDITOR - CONTROLLER	WILLIAMS - J R	COUNTY CLERK - RECORDER	MARY ANN HULSE	DISTRICT PAUL RICHARDSON ATTORNEY	JOHN SHELLEY	SHERIFF DONALD CORONEE	LARRY CORBIN	TREASURER EARL COLLECTOR	TREASURER CORIN
5602 - CP	5602	595	209	35.1	176	172	119	74	103	91	173		
5608 - CP	5608	547	256	46.8	194	194	155	76	153	81	202		
5610 - CP	5610	3318	1334	42.1	99	96	277	43	78	44	95		
5612 - CP	5612	564	290	51.4	228	217	179	76	186	68	217		
5700 - CP	5700	461	218	47.3	162	165	133	60	136	53	170		
5701 - CP	5701	444	193	43.5	139	135	124	51	119	51	147		
5702 - CP	5702	554	216	39.0	147	153	123	55	115	60	147		
5703 - CP	5703	587	270	46.0	202	199	150	83	170	61	203		
5704 - CP	5704	324	131	40.4	108	110	79	41	84	34	107		
5705 - CP	5705	366	173	47.3	125	121	92	53	104	41	122		
5800 - CP	5800	336	145	43.2	109	108	77	44	69	54	105		
5802 - CP	5802	437	219	50.1	171	165	110	77	134	54	167		
5853 - MB	5853 / 5950	183	88	48.1	57	61	52	30	43	38	56		
5902 - CP	5902	428	152	35.5	100	96	58	56	90	32	103		
5904 - CP	5904	581	160	27.5	120	120	92	42	97	36	127		
5906 - CP	5906	417	180	19.2	55	56	49	18	33	31	63		
5908 - CP	5908	299	72	24.1	52	52	39	24	34	27	53		
5910 - CP	5910	518	180	34.7	130	140	127	31	99	57	140		
5912 - CP	5912	314	108	34.4	74	65	63	27	63	24	76		
5916 - CP	5916	481	169	35.1	133	131	84	63	102	44	136		
5918 - CP	5918	323	138	30.2	113	115	90	51	92	40	118		
5920 - CP	5920	209	74	35.4	47	50	39	18	38	23	52		
5922 - CP	5922	547	192	35.1	140	146	96	65	116	46	148		
5924 - CP	5924	474	183	38.6	133	134	83	68	120	31	130		
5926 - CP	5926	441	127	28.8	87	91	69	36	74	32	96		
5952 - MB	5952 / 54 / 02	134	58	43.3	39	43	23	26	25	24	39		
ABSENTEE TOTALS	90870	8432	9.3	6433	6670	4469	3250	5238	2507	6447	34286		
GRAND TOTALS	90870	45081	49.6	34232	34160	24603	15414	27967	11888	34286			

DIRECT PRIMARY ELECTION PLACER COUNTY, CA, JUNE 5, 1990

30

\*\*\* SUPERVISOR - DISTRICT NO. 1 \*\*\*

	REGISTRATION	BALLOTS CAST	TURNOUT	SUPERVISOR PHIL OZENICK DIST 1	JANICE PALMER	BILL SANTUCCI
11000	533	221	41.3	100	36	79
11001	345	125	36.2	53	34	35
11002	655	217	33.1	60	60	83
11003	327	206	33.9	60	56	85
11004	667	111	30.2	43	23	42
11005	645	152	23.6	64	31	54
11006	526	186	35.7	75	42	58
11007	533	250	46.9	74	63	105
11008	587	214	36.5	88	50	66
11009	450	181	40.2	60	31	64
11010	559	196	35.1	53	50	85
11011	402	169	42.0	49	40	78
11012	446	298	66.1	95	66	117
11013	434	194	44.7	46	67	78
11014	710	278	39.2	91	84	100
11015	993	264	26.5	68	36	129
11016	443	226	50.9	65	42	109
11017	333	136	40.4	38	40	50
11018	333	114	33.6	40	34	36
11019	333	149	44.1	46	42	54
11020	437	216	34.7	55	68	88
11021	622	267	42.6	83	88	84
11022	710	251	35.3	77	53	105
11023	580	251	43.3	46	31	50
11024	265	134	50.6	46	31	50
11025	657	162	24.4	39	56	60
11026	771	295	43.8	88	58	125
11027	673	177	26.3	51	53	65
11028	510	221	34.0	78	43	97
11029	598	155	25.9	39	52	60
11030	448	196	30.0	57	57	76
11031	653	183	28.0	45	44	87
11032	528	264	42.0	71	52	126
11033	666	503	49.0	127	64	106
11034	228	204	58.6	68	33	98
11035	349	204	58.6	68	33	98
11036	349	204	58.6	68	33	98
11037	349	204	58.6	68	33	98
11038	349	204	58.6	68	33	98
11039	349	204	58.6	68	33	98
11040	349	204	58.6	68	33	98
11041	400	108	27.0	20	36	45
11042	449	170	37.9	50	44	73
11043	449	170	37.9	50	44	73
11044	768	248	32.3	84	62	93
11045	500	0	0.0	0	0	0
11046	500	0	0.0	0	0	0
11047	500	0	0.0	0	0	0
11048	500	0	0.0	0	0	0
11049	500	0	0.0	0	0	0
11050	500	0	0.0	0	0	0
11051	500	0	0.0	0	0	0
11052	500	0	0.0	0	0	0
11053	313	120	38.3	33	33	53
11054	127	56	44.1	23	10	21
11055	801	273	34.1	78	75	105
11056	992	355	39.8	77	85	171
11057	487	150	30.8	43	39	63
11058	79	31	39.2	4	8	15
11059	0	0	0.0	0	0	0
11060	556	261	46.9	31	105	121
11061	455	230	50.5	27	130	63
11062	455	230	50.5	27	130	63
11063	455	230	50.5	27	130	63
11064	97	43	44.3	8	16	18

DIRECT PRIMARY ELECTION PLACER COUNTY, CA, JUNE 5, 1990

30

\*\*\* SUPERVISOR - DISTRICT NO. 1 \*\*\*

	REGISTRATION	BALLOTS CAST	TURNOUT	SUPERVISOR DISTRICT 1	PHIL OZENICK	JANICE PALMER	BILL SANTUCCI
1657-MB 1657/59	167	59	35.3		9	21	23
1661-MB 1661	42	23	54.8		3	4	14
ABSENTEE TOTALS	23732	2216	9.3	666	442	1029	
GRAND TOTALS	23732	11260	47.4	3350	2830	4641	

DIRECT PRIMARY ELECTION PLACER COUNTY, CA, JUNE 5, 1990

31

\*\*\* SUPERVISOR - DISTRICT NO. 2 \*\*\*

		REGISTRATION	BALLOTS CAST	TURNOUT	SUPERVISOR DISTRICT 2	ALEX FERREIRA	CHARLES KELLAR
2001-CP	2001	589	235	39.9	116	107	
2003-CP	2003	424	186	43.9	87	93	
2005-CP	2005	607	258	42.5	141	106	
2007-CP	2007/11	632	221	35.0	83	124	
2009-CP	2009/13	717	285	39.7	134	135	
2051-MB	2051	17	3	17.6			
2053-CP	2053	0	0	0.0	0	0	
2071-CP	2071	454	199	43.8	82	109	
2073-CP	2073/75	733	314	42.8	169	134	
2091-MB	2091/95	115	67	58.3	38	26	
2093-MB	2093/2851	74	36	48.6	26	7	
2201-CP	2201	503	217	43.1	96	107	
2207-CP	2207	656	338	51.5	120	201	
2209-CP	2209	525	211	40.2	85	113	
2211-CP	2211	423	165	39.0	70	76	
2215-CP	2215/03	671	277	41.3	112	130	
2217-CP	2217	651	276	42.4	43	218	
2219-CP	2219/05	689	287	41.7	118	156	
2221-CP	2221/13	604	265	43.9	37	225	
2253-CP	2253	0	0	0.0	0	0	
2291-CP	2291	1	0	0.0	0	0	
2293-MB	2293/95	4	3	75.0			
2297-CP	2297	0	0	0.0	0	0	
2601-CP	2601	621	261	42.0	154	99	
2603-CP	2603	376	186	49.5	100	78	
2701-CP	2701	480	241	50.2	160	74	
2703-CP	2703	653	287	44.0	217	54	
2705-CP	2705	637	290	45.5	193	85	
2707-CP	2707	133	72	54.1	54	17	
2709-CP	2709	574	282	49.1	179	86	
2711-CP	2711	536	263	49.1	170	74	
2801-CP	2801	436	221	50.7	142	62	
2803-CP	2803	380	162	42.6	91	61	
2805-CP	2805	231	97	42.0	67	22	
2807-CP	2807	510	249	48.8	160	71	
2850-CP	2850	0	0	0.0	0	0	
2853-CP	2853	0	0	0.0	0	0	
2900-CP	2900	572	270	47.2	168	88	
2903-CP	2903/05	719	348	48.4	226	90	
ABSENTEE TOTALS		15947	1331	8.3	687	589	
GRAND TOTALS		15947	8405	52.7	4331	3619	

## DIRECT PRIMARY ELECTION PLACER COUNTY, CA, JUNE 5, 1990

32 \*\*\*GRAND TOTALS

\*\* STATE PROPOSITIONS - NO. 107 TO 109 \*\*

	REGISTRATION			BALLOTS CAST			TURNOUT			PROPOSITIONS			RAIPL-OCPL E 1A ON 8			PREOVPIE 1W 90 F		
	REGISTRATION	BALLOTS CAST	TURNOUT	PROPOSITIONS	RAIPL-OCPL E 1A ON 8	PREOVPIE 1W 90 F	RAIPL-OCPL E 1A ON 8	PREOVPIE 1W 90 F	RAIPL-OCPL E 1A ON 8	PREOVPIE 1W 90 F	RAIPL-OCPL E 1A ON 8	PREOVPIE 1W 90 F	RAIPL-OCPL E 1A ON 8	PREOVPIE 1W 90 F	RAIPL-OCPL E 1A ON 8	PREOVPIE 1W 90 F	RAIPL-OCPL E 1A ON 8	PREOVPIE 1W 90 F
PLACER COUNTY	90870	45076	49.6	19127	24072		22493	20710		23297	18263							
14TH CONGRESSIONAL	90870	45076	49.6	19127	24072		22493	20710		23297	18263							
1ST SENATE	90870	45076	49.6	19127	24072		22493	20710		23297	18263							
5TH ASSEMBLY	59415	29388	49.5	12416	15709		15004	13155		15367	11733							
7TH ASSEMBLY	31455	15688	49.9	6711	8363		7489	7555		7930	6530							
1ST SUPERVISORIAL	23732	11251	47.4	4870	5863		5873	4875		5570	4745							
2ND SUPERVISORIAL	15947	8405	52.7	3336	4717		3980	4088		4293	3498							
3RD SUPERVISORIAL	19383	10472	54.0	4662	5379		5363	4635		5737	3847							
4TH SUPERVISORIAL	18258	8457	46.3	3317	4823		4098	4061		4472	3425							
5TH SUPERVISORIAL	13550	6491	47.9	2942	3290		3179	3051		3225	2748							
AUBURN	6256	3542	56.6	1615	1764		1897	1467		2017	1216							
COLFAX	574	310	54.0	171	115		144	139		150	120							
LINCOLN	2986	1403	47.0	620	699		637	687		633	631							
ROCKLIN	9064	4295	47.4	1820	2300		2235	1895		2298	1726							
ROSEVILLE	21896	10308	47.1	4516	5309		5479	4368		5150	4283							
LOOMIS	3083	1382	44.8	583	746		668	666		676	631							
UNINCORPORATED AREA	47011	23836	50.7	9802	13139		11433	11488		12373	9656							



DIRECT PRIMARY ELECTION PLACER COUNTY, CA, JUNE 5, 1990

32 \*\*\*ABSENTEE TOTALS

\*\* STATE PROPOSITIONS -- NO. 107 TO 109 \*\*

	REGISTRATION	BALLOTS CAST	TURNOUT	PROP 1007 MEALS HS US B ION ND	AA NC DT	Y E S	N O	R A I P L R O C P L E 1 A O N 8 A - I R P A B S O N E D N G A E C R T	Y E S	N O	P R O V I D E 1 0 9 0 F L G E S R L N A T I O N A L P R O P O S I T I O N S	Y E S	N O
PLACER COUNTY	90870	8429	9.3	3712	4332			4282	3750		4471	3284	
14TH CONGRESSIONAL	90870	8429	9.3	3712	4332			4282	3750		4471	3284	
1ST SENATE	90870	8429	9.3	3712	4332			4282	3750		4471	3284	
5TH ASSEMBLY	59415	5676	9.6	2522	2886			2974	2434		3010	2212	
7TH ASSEMBLY	31455	2753	8.8	1190	1446			1308	1316		1461	1072	
1ST SUPERVISORIAL	23732	2209	9.3	1023	1064			1198	893		1131	871	
2ND SUPERVISORIAL	15947	1332	8.4	577	696			657	626		669	562	
3RD SUPERVISORIAL	19383	2279	11.8	1045	1139			1177	970		1261	818	
4TH SUPERVISORIAL	18258	1454	8.0	567	828			721	683		796	572	
5TH SUPERVISORIAL	13550	1155	8.5	500	605			529	578		614	461	
AUBURN	6256	839	13.4	395	404			449	336		465	297	
COLFAX	574	42	7.3	22	15			16	21		24	12	
LINCOLN	2986	213	7.1	99	103			104	101		107	86	
ROCKLIN	9047	781	8.6	336	411			406	343		416	317	
ROSEVILLE	21896	2089	9.5	966	1005			1134	840		1080	815	
LOOMIS	3083	198	6.4	91	98			100	92		107	84	
UNINCORPORATED AREA	47028	4267	9.1	1803	2296			2073	2017		2272	1673	

DIRECT PRIMARY ELECTION PLACER COUNTY, CA, JUNE 5, 1990

32

★ STATE PROPOSITIONS - NO. 107 TO 109 ★

PROP	REGISTRATION	BALLOTS CAST	TURNOUT	PROPOSITION 107		PROPOSITION 108		PROPOSITION 109	
				YES	NO	YES	NO	YES	NO
110000-CP	535	221	41	95	113	132	77	124	81
110001-CP	345	125	41	47	76	60	64	51	66
110002-CP	635	217	33	75	132	28	82	120	78
110003-CP	555	206	36	55	113	98	103	104	90
110004-CP	277	111	39	88	54	88	49	51	51
110005-CP	364	152	22	52	54	55	62	71	67
110006-CP	455	186	35	85	90	93	85	96	75
110007-CP	226	250	36	85	118	148	89	119	109
110008-CP	337	214	38	98	100	113	91	104	85
110010-CP	500	181	40	73	104	82	92	100	87
110011-CP	59	196	33	92	96	103	83	96	86
110012-CP	402	169	42	54	109	88	75	84	76
110013-CP	666	298	46	147	123	134	132	135	119
110014-CP	434	194	44	80	105	99	85	108	71
110016-CP	10	278	33	127	140	157	111	141	116
110017-CP	99	266	44	128	117	131	111	121	112
110018-CP	33	226	44	106	115	144	88	130	83
110019-CP	433	136	31	75	54	74	60	61	58
110020-CP	339	114	33	43	69	39	71	51	55
110021-CP	337	149	44	68	69	85	52	67	62
110022-CP	10	216	33	112	108	118	94	91	116
110023-CP	10	267	33	112	155	25	124	99	131
110024-CP	580	251	43	96	144	152	88	129	104
110026-CP	655	134	50	68	58	64	60	74	47
110027-CP	71	162	28	80	69	85	61	79	66
110028-CP	673	294	43	107	177	178	105	168	104
110029-CP	10	177	33	91	68	88	73	77	76
110030-CP	598	221	37	95	123	136	80	121	92
110031-CP	448	155	33	74	77	79	72	81	65
110033-CP	653	196	30	83	100	89	100	71	103
110034-CP	338	182	44	70	105	98	79	97	68
110036-CP	289	264	33	101	153	105	102	148	95
110037-CP	111	303	44	123	171	159	134	162	119
110039-CP	449	204	59	97	105	96	103	119	68
110041-CP	400	108	27	50	51	62	39	46	53
110045-CP	449	170	37	83	82	80	84	77	78
110047-CP	768	248	32	83	158	131	109	121	112
110050-CP	0	0	0	0	0	0	0	0	0
110051-CP	0	0	0	0	0	0	0	0	0
110053-CP	0	0	0	0	0	0	0	0	0
110054-CP	0	0	0	0	0	0	0	0	0
110055-CP	313	120	10	52	62	40	75	57	57
110056-CP	127	56	23	23	32	30	25	27	29
110057-CP	801	273	44	105	163	131	137	127	135
110058-CP	992	355	33	143	209	195	158	178	161
110059-CP	67	150	33	49	95	81	64	69	68
110060-MB	79	31	39	12	19	22	8	13	14
110061-CP	0	0	0	0	0	0	0	0	0
16001-CP	556	261	46	95	153	95	149	102	138
16003-CP	455	230	50	72	151	88	133	107	112
16511-MB	97	43	44	11	31	16	24	23	19

DIRECT PRIMARY ELECTION PLACER COUNTY, CA, JUNE 5, 1990

32

STATE PROPOSITIONS - NO. 107 TO 109

PROPOSITION	REGISTRATION	BALLOTS CAST	TURNOUT	PROPOSITION 107		PROPOSITION 108		PROPOSITION 109	
				YES	NO	YES	NO	YES	NO
1657/59	167	59	35.3	24	33	26	31	26	29
1661	42	23	54.8	8	14	13	9	14	8
2000/01	589	235	39.9	101	118	113	105	82	128
2003/05	424	186	44.3	85	87	81	89	99	62
2005	607	258	42.5	105	134	115	124	111	121
2007/11	632	221	35.0	111	100	106	108	108	97
2009/13	717	285	39.7	116	155	114	159	122	136
2051	17	5	29.4	0	0	0	0	0	0
2053	0	0	0.0	0	0	0	0	0	0
2071	454	199	44.0	72	121	78	109	88	101
2073/75	733	314	42.8	96	208	114	192	148	145
2091/95	115	67	58.3	22	44	33	32	37	26
2093/2851	74	37	50.0	6	27	19	16	23	10
2201	503	217	43.1	86	122	115	95	138	69
2207	655	338	51.5	118	213	168	160	203	115
2209	525	208	39.6	57	115	91	110	108	90
2211	423	165	39.0	57	107	88	75	92	70
2215/03	671	277	41.3	100	171	160	109	157	102
2217	651	276	42.2	111	149	161	104	152	102
2219/05	689	287	41.7	126	152	153	130	164	107
2221/13	604	265	44.3	111	146	153	101	145	111
2253	0	0	0.0	0	0	0	0	0	0
2291	1	0	0.0	0	0	0	0	0	0
2293/95	4	0	0.0	0	0	0	0	0	0
2297	0	0	0.0	0	0	0	0	0	0
2601	621	261	42.1	85	170	76	179	116	130
2603	376	186	49.5	62	120	80	98	91	82
2701	480	241	50.2	84	144	97	130	106	111
2703	653	287	44.0	124	150	137	139	143	119
2705	637	291	45.7	106	172	127	150	146	120
2707	133	72	54.1	33	38	38	33	36	32
2709	574	282	49.1	87	184	131	139	174	88
2711	536	263	49.1	100	153	120	133	130	114
2801	436	221	50.7	81	129	104	112	129	82
2803	380	162	42.6	66	93	73	85	86	68
2805	231	97	42.0	38	58	44	48	52	38
2807	510	249	48.8	103	131	104	132	103	126
2850	0	0	0.0	0	0	0	0	0	0
2853	0	0	0.0	0	0	0	0	0	0
2900	572	271	47.4	126	128	147	108	152	92
2903/05	719	348	48.4	153	179	177	157	178	140
3400	430	209	48.6	91	109	104	95	124	67
3401	545	227	41.7	105	111	115	104	134	71
3402	671	296	44.1	133	155	138	145	160	109
3403	555	215	38.8	100	96	103	87	115	71
3405	764	338	44.2	131	197	164	163	192	127
3406	646	291	45.0	131	149	159	124	167	101
3408	524	260	49.6	113	136	165	89	172	70
3410	385	151	39.2	89	52	87	54	85	50
3412/16	698	266	38.1	134	117	151	98	146	98

DIRECT PRIMARY ELECTION PLACER INTY, CA, JUNE 5, 1990

\* \* STATE PROPOSITIONS - NO. 107 TO 109 \* \*

PROPOSITION	REGISTRATION	BALLOTS CAST	TURNOUT	PROPOSITION 107		PROPOSITION 108		PROPOSITION 109	
				YES	NO	YES	NO	YES	NO
3414	576	271	47.0	125	132	153	105	142	98
3418	452	179	39.6	68	106	109	67	115	57
3451	0	0	0.0	0	0	0	0	0	0
3453	0	0	0.0	0	0	0	0	0	0
3455	0	0	0.0	0	0	0	0	0	0
3470	508	223	43.9	115	101	115	101	120	82
3471	571	230	40.3	97	125	129	96	137	81
3472	471	204	43.3	101	91	103	91	109	75
3601	439	164	37.4	77	84	78	84	84	69
3603	485	168	34.4	84	73	89	69	77	73
3605	505	224	44.4	82	133	97	116	121	83
3607	437	190	43.5	85	100	96	84	111	56
3609	415	179	43.1	66	108	80	95	86	77
3611	553	120	21.7	47	71	67	51	64	46
3613	596	178	29.7	100	69	94	75	79	84
3615	290	108	37.2	48	59	38	69	51	52
3617	666	212	31.6	93	110	102	103	89	106
3619/27	586	282	48.1	127	133	131	123	134	102
3621	441	187	42.4	75	107	91	90	90	78
3623	556	214	38.5	82	122	101	105	118	77
3625	593	106	17.8	46	50	48	48	62	24
3701	592	257	43.1	124	136	147	112	165	84
3703	352	146	41.5	59	85	80	64	68	69
3751/3890	148	97	65.5	40	51	51	39	46	41
3800	686	292	42.6	120	156	148	132	154	110
3802	753	340	45.2	136	188	176	152	176	146
3804	373	170	45.6	76	90	70	91	97	63
3805	489	251	51.3	103	144	134	113	163	78
3901	692	288	41.6	121	154	136	139	154	115
3905	524	234	44.7	102	125	121	108	132	85
3907	536	223	41.6	98	121	117	98	128	79
3909	416	193	46.4	93	94	99	86	109	72
4150	0	0	0.0	0	0	0	0	0	0
4170	549	190	34.6	65	122	75	110	110	72
4174	461	148	32.1	50	94	65	81	81	56
4176	636	208	32.7	86	120	109	93	116	78
4178/80	29	14	48.3	8	5	6	7	10	4
4182	0	0	0.0	0	0	0	0	0	0
4184/86	44	26	59.1	8	17	9	16	13	12
4190/92	8	2	25.0	0	0	0	0	0	0
4200	472	201	42.6	84	111	117	80	99	92
4201	518	178	34.6	80	86	84	81	78	86
4203	429	161	37.5	70	84	75	80	83	65
4205	362	124	34.3	57	59	50	67	54	56
4207	416	128	30.8	54	63	58	59	66	50
4209	545	185	33.9	94	80	83	91	91	72
4211	750	221	29.5	115	96	118	96	111	100
4213	819	275	33.6	136	128	153	108	135	120
4250	0	0	0.0	0	0	0	0	0	0
4252/53/54	31	8	25.8	0	0	0	0	0	0

DIRECT PRIMARY ELECTION PLACER COUNTY, CA, JUNE 5, 1990

★ STATE PROPOSITIONS -- NO. 107 TO 109 ★

PROPOSITION	REGISTRATION	BALLOTS CAST	TURNOUT	PROPOSITION 107		PROPOSITION 108		PROPOSITION 109	
				YES	NO	YES	NO	YES	NO
42554-MB	42290	40	11	27	5	7	4	6	4
42555-CBP	42255	0	0	0	0	0	0	0	0
42556-CBP	42256	0	0	0	0	0	0	0	0
42770-CBP	42270	148	42	28	44	22	19	18	23
42911-CMB	42291/92	57	31	54	44	18	13	13	16
42933-CBP	42293	0	0	0	0	0	0	0	0
43000-CBP	43300	383	159	41	55	81	72	78	73
43001-CBP	43301	347	125	36	0	61	57	62	54
43003-CBP	43303/05	442	192	33	44	89	94	83	94
43007-CBP	43307	480	187	39	0	83	100	81	96
43009-CBP	43309/13	526	196	34	33	99	91	103	83
43111-CBP	43311	607	225	37	11	101	118	112	102
43350-MB	43350/52	45	26	57	8	13	11	9	14
43351-CBP	43351	0	0	0	0	0	0	0	0
43353-CBP	43353	0	0	0	0	0	0	0	0
43354-MB	43354/56	101	50	49	55	31	17	32	17
43355-MB	43355/57	9	8	8	0	0	0	0	0
43358-MB	43358/60	43	16	38	22	0	0	0	0
43359-CBP	43359	0	0	0	0	0	0	0	0
43370-CBP	43370	440	193	43	99	99	91	95	86
43371-CBP	43371	252	104	41	33	47	51	45	51
43372-CBP	43372/74	571	291	55	0	118	165	149	123
43374-MB	43374	70	30	42	9	11	19	17	13
43376-CBP	43376	606	260	42	6	137	114	145	104
46000-CBP	46000/4800	485	192	39	6	79	104	103	77
46002-CBP	46002/4604	698	293	42	0	148	137	163	109
46004-CBP	46004/02	374	151	40	4	63	79	83	52
46006-CBP	46006	631	272	43	1	124	138	149	100
46008-CBP	46008	262	104	39	6	42	58	50	46
46100-CBP	46100	496	224	45	2	122	97	158	57
46112-CBP	46112/24	618	227	33	7	110	115	127	88
46114-CBP	46114	401	135	33	4	66	65	79	43
46116-CBP	46116	564	238	42	2	99	125	129	89
46118-CBP	46118	421	166	39	4	85	81	96	66
46220-CBP	46220	440	177	40	2	90	79	80	76
46222-CBP	46222	566	240	42	4	139	94	150	73
46226-CBP	46226	410	147	35	9	76	68	90	50
46500-MB	46500	7	5	71	4	0	0	0	0
48000-CBP	48000/4600	537	210	39	1	80	107	103	92
48511-MB	48511/53	12	7	58	3	0	0	0	0
48552-CBP	48552	0	0	0	0	0	0	0	0
48555-CBP	48555	0	0	0	0	0	0	0	0
55000-CBP	55000	574	268	46	7	128	118	126	108
55500-CBP	55500	0	0	0	0	0	0	0	0
55552-CBP	55552	0	0	0	0	0	0	0	0
55570-CBP	55570	441	174	39	15	85	81	84	81
55571-CBP	55571	414	166	40	11	97	62	87	60
55573-CBP	55573	439	191	43	5	94	92	93	88
55590-MB	55590/5851	139	81	58	3	34	43	33	40
56000-CBP	56000	461	200	43	4	66	107	92	91

DIRECT PRIMARY ELECTION PLACER COUNTY, CA, JUNE 5, 1990

32

\*\* STATE PROPOSITIONS - NO. 107 TO 109 \*\*

PROP	1007 HOMELESS -LCS SUSRI ION GD	REGISTRATION		BALLOTS CAST		TURNOUT		PROP YES NO		RAIL PROPE LEA ON 8 -A TR P ABSEN ED GA RECT		PREVIEW 1009 OF LEGIS LATION	
		AA ND DT	Y ES	N O	Y ES	N O	Y ES	N O	Y ES	N O	Y ES	N O	
5602-CP	5602	595	209	35.1	92	111	80	122	132	98	97		
5608-CP	5608	547	256	46.8	105	146	115	135	132	108	108		
5610-CP	5610	318	134	42.1	53	75	45	81	58	62	62		
5612-CP	5612	564	290	51.4	107	176	130	156	149	127	127		
5700-CP	5700	461	218	47.3	99	110	105	105	124	81	81		
5701-CP	5701	444	193	43.3	75	109	86	100	106	72	72		
5702-CP	5702	554	216	39.0	92	120	99	107	100	99	99		
5703-CP	5703	587	271	46.2	133	130	149	111	133	112	112		
5704-CP	5704	324	131	40.4	61	64	56	67	62	59	59		
5705-CP	5705	366	173	47.3	79	91	81	86	77	86	86		
5800-CP	5800	336	145	43.2	66	73	79	57	62	68	68		
5802-CP	5802	437	219	50.1	90	126	87	127	100	107	107		
5853-MB	5853/5950	183	88	48.1	51	31	54	33	37	45	45		
5902-CP	5902	428	152	35.5	82	56	102	43	78	52	52		
5904-CP	5904	581	160	27.5	87	72	86	70	87	65	65		
5906-CP	5906	417	80	19.2	26	48	40	35	35	37	37		
5908-CP	5908	299	72	24.1	44	26	35	35	32	33	33		
5910-CP	5910	518	180	34.7	67	105	80	95	80	83	83		
5912-CP	5912	314	108	34.4	49	54	55	48	56	43	43		
5916-CP	5916	481	169	35.0	88	73	108	52	98	58	58		
5918-CP	5918	523	158	30.2	85	67	93	56	78	58	58		
5920-CP	5920	209	74	35.4	44	27	57	14	34	29	29		
5922-CP	5922	547	192	35.1	91	92	119	66	88	90	90		
5924-CP	5924	474	183	38.6	90	87	92	83	93	79	79		
5926-CP	5926	441	127	28.8	56	64	67	57	65	51	51		
5952-MB	5952/54/02	134	58	43.3	26	30	29	29	29	24	24		
ABSENTEE TOTALS		90870	8429	9.3	3712	4332	4282	3750	4471	3284			
GRAND TOTALS		90870	45076	49.6	19127	24072	22493	20710	23297	19263			

DIRECT PRIMARY ELECTION PLACER COUNTY, CA, JUNE 5, 1990

33 ***GRAND TOTALS			** STATE PROPOSITIONS - NO. 110 TO 112 **							
	REGISTRATION	BALLOTS CAST	TURNOUT	PROPOSITION 10	PROPOSITION 11	PROPOSITION 12	PROPOSITION 13	PROPOSITION 14	PROPOSITION 15	
				FOR DISPARITY TAXES	FOR PAROLEE TAPES	FOR PAROLEE TAPES	FOR PAROLEE TAPES	FOR PAROLEE TAPES	FOR PAROLEE TAPES	
				YES	NO	YES	NO	YES	NO	
PLACER COUNTY	90870	45076	49.6	33526	9417	17760	24468	26621	14450	
14TH CONGRESSIONAL	90870	45076	49.6	33526	9417	17760	24468	26621	14450	
1ST SENATE	90870	45076	49.6	33526	9417	17760	24468	26621	14450	
5TH ASSEMBLY	59415	29388	49.5	21841	6145	12069	15433	17527	9204	
7TH ASSEMBLY	31455	15688	49.9	11685	3272	5692	9035	9094	5246	
1ST SUPERVISORIAL	23732	11251	47.4	8283	2387	4753	5754	6604	3539	
2ND SUPERVISORIAL	15947	8405	52.7	6156	1856	3083	4771	4856	2803	
3RD SUPERVISORIAL	19383	10472	54.0	7836	2108	4056	5732	6284	3264	
4TH SUPERVISORIAL	18258	8457	46.3	6340	1789	3333	4660	5087	2710	
5TH SUPERVISORIAL	13550	6491	47.9	4911	1277	2535	3551	3790	2134	
AUBURN	6256	3542	56.6	2650	698	1528	1752	2170	1031	
COLFAX	574	310	54.0	214	70	131	156	141	126	
LINCOLN	2986	1403	47.0	982	330	519	742	765	467	
ROCKLIN	9064	4295	47.4	3282	833	1822	2222	2659	1292	
ROSEVILLE	21896	10308	47.1	7618	2159	4475	5161	6139	3158	
LOOMIS	3083	1382	44.8	1033	303	534	773	803	476	
UNINCORPORATED AREA	47011	23836	50.7	17747	5024	8751	13662	13944	7900	

## DIRECT PRIMARY ELECTION PLACER COUNTY, CA, JUNE 5, 1990

33 \*\*\*ABSENTEE TOTALS

\*\* STATE PROPOSITIONS -- NO. 110 TO 112 \*\*

	REGISTRATION	BALLOTS CAST	TURNOUT	PROPOSITION 10 FOR DISAPPROVED TAX EXEMPTIONS	PROPOSITION 11 FOR STATE COLLEGE FUNDING	PROPOSITION 12 FOR STATE COLLEGE FUNDING	PROPOSITION 13 FOR STATE COLLEGE FUNDING	PROPOSITION 14 FOR STATE COLLEGE FUNDING	PROPOSITION 15 FOR STATE COLLEGE FUNDING
PLACER COUNTY	90870	8429	9.3	6384	1640	3542	4352	5129	2588
14TH CONGRESSIONAL	90870	8429	9.3	6384	1640	3542	4352	5129	2588
1ST SENATE	90870	8429	9.3	6384	1640	3542	4352	5129	2588
5TH ASSEMBLY	59415	5676	9.6	4290	1115	2526	2785	3443	1736
7TH ASSEMBLY	31455	2753	8.8	2094	525	1016	1567	1686	852
1ST SUPERVISORIAL	23732	2209	9.3	1665	423	1027	1037	1378	625
2ND SUPERVISORIAL	15947	1332	8.4	989	286	544	716	794	432
3RD SUPERVISORIAL	19383	2279	11.8	1738	423	926	1185	1368	713
4TH SUPERVISORIAL	18258	1454	8.0	1109	288	607	756	879	453
5TH SUPERVISORIAL	13550	1155	8.5	883	220	438	658	710	365
AUBURN	6256	839	13.4	629	160	368	412	494	269
COLFAX	574	42	7.3	32	7	15	23	17	17
LINCOLN	2986	213	7.1	153	50	96	102	109	83
ROCKLIN	9047	781	8.6	602	150	361	379	494	226
ROSEVILLE	21896	2089	9.5	1574	399	978	974	1313	581
LOOMIS	3083	198	6.4	150	42	84	102	103	79
UNINCORPORATED AREA	47028	4267	9.1	3244	832	1640	2360	2599	1333



DIRECT PRIMARY ELECTION PLACER COUNTY, CA, JUNE 5, 1990

33

\*\*\* STATE PROPOSITIONS - NO. 110 TO 112 \*\*\*

PROPOSITION	REGISTRATION	BALLOTS CAST	TURNOUT	PROPOSITIONS PAROLED		PROPOSITIONS PENDING		PROPOSITIONS	
				YES	NO	YES	NO	YES	NO
1100-CP	1100	535	221	178	34	119	90	146	59
1101-CP	1101	345	125	77	45	43	77	66	52
1102-CP	1102	655	217	159	49	112	91	127	74
1103-CP	1103	527	206	144	53	76	115	115	70
1104-CP	1104	367	111	77	27	46	60	59	38
1105-CP	1105	645	152	116	27	70	73	88	48
1106-CP	1106	526	186	129	47	76	94	103	61
1107-CP	1107	533	250	180	55	110	125	152	75
1108-CP	1108	587	214	149	48	88	108	128	64
1110-CP	1110	450	181	134	40	64	112	105	60
1111-CP	1111	559	196	148	39	88	92	111	62
1112-CP	1112	402	169	124	38	67	95	107	51
1113-CP	1113	646	298	199	70	105	152	154	91
1114-CP	1114	434	194	153	34	70	113	134	46
1116-CP	1116	710	278	207	56	126	141	184	71
1117-CP	1117	593	266	181	61	106	130	141	86
1118-CP	1118	647	226	176	44	123	94	172	45
1119-CP	1119	433	136	106	24	51	71	74	44
1120-CP	1120	339	114	81	28	32	74	56	45
1121-CP	1121	437	149	114	19	67	66	79	51
1122-CP	1122	622	216	164	46	79	131	127	78
1123-CP	1123	710	267	179	68	89	152	121	103
1124-CP	1124	580	251	191	50	124	112	159	71
1126-CP	1126	265	134	105	21	46	78	78	40
1127-CP	1127	571	162	109	37	58	87	81	59
1128-CP	1128	673	294	224	59	151	124	197	63
1129-CP	1129	510	177	114	44	66	90	74	67
1130-CP	1130	598	221	181	38	108	101	144	63
1131-CP	1131	448	155	123	29	55	91	88	54
1133-CP	1133	653	196	137	48	75	112	88	91
1134-CP	1134/38	528	182	151	31	86	85	105	60
1136-CP	1136/32	629	266	192	60	130	113	162	72
1137-CP	1137	611	303	214	76	149	144	196	85
1139-CP	1139	349	204	174	25	69	128	126	65
1141-CP	1141	400	108	83	20	51	46	64	31
1145-CP	1145	449	170	133	31	59	100	90	65
1147-CP	1147/49	768	248	180	58	108	129	159	66
1150-CP	1150	0	0	0	0	0	0	0	0
1151-CP	1151	0	0	0	0	0	0	0	0
1153-MB	1153	2	10	0	0	0	0	0	0
1170-CP	1170	313	120	88	28	33	77	46	61
1172-CP	1172	127	56	45	11	21	33	32	20
1181-CP	1181/43	801	273	192	70	113	141	149	97
1183-CP	1183/35	892	355	260	86	167	177	219	117
1187-CP	1187	467	150	114	25	68	73	96	37
1190-MB	1190/92	79	31	25	3	16	12	15	11
1191-CP	1191	0	0	0	0	0	0	0	0
1601-CP	1601	556	261	181	59	63	177	120	110
1603-CP	1603	455	230	155	62	58	152	121	85
1651-MB	1651/53/55	97	43	24	18	14	28	25	17

DIRECT PRIMARY ELECTION PLACER COUNTY, CA, JUNE 5, 1990

33

\*\*\* STATE PROPOSITIONS -- NO. 110 TO 112 \*\*\*

PROP NO	FOR DIS PROPOSED TAX EXEMPS	REGISTRATION	BALLOTS CAST	TURNOUT	PROPOSED		REFERENDUM		OFFICIALS	
					YES	NO	YES	NO	YES	NO
1657	-MB	1657/59	167	59	35	43	19	36	33	21
1661	-MB	1661	42	23	54	13	5	15	3	12
2001	-CCP	2001	589	235	39	160	88	117	126	75
2003	-CCP	2003	424	186	43	125	67	88	99	52
2005	-CCP	2005	607	258	42	168	94	139	139	91
2007	-CCP	2007/11	632	221	35	165	75	129	130	66
2009	-CCP	2009/13	717	285	39	208	99	164	160	97
2051	-MB	2051	17	5	29	208	0	0	0	0
2053	-CCP	2053	0	0	0	0	0	0	0	0
2071	-CCP	2071	454	199	43	153	68	117	96	85
2073	-CCP	2073/75	733	314	42	205	81	214	170	119
2091	-MB	2091/95	115	67	58	53	26	39	36	27
2093	-MB	2093/2851	74	37	50	31	9	24	15	17
2201	-CCP	2201	503	217	45	186	83	123	148	56
2207	-CCP	2207	656	338	51	265	134	182	215	100
2209	-CCP	2209	525	208	39	144	72	127	115	81
2211	-CCP	2211	423	165	39	137	65	93	106	54
2215	/03	2215/03	671	277	41	210	134	123	179	70
2217	-CCP	2217	651	276	42	214	135	117	170	72
2219	/05	2219/05	689	287	41	222	134	149	181	95
2221	/13	2221/13	604	255	43	210	115	139	165	79
2253	-CCP	2253	0	0	0	0	0	0	0	0
2291	-CCP	2291	1	0	0	0	0	0	0	0
2293	/95	2293/95	4	2	50	0	0	0	0	0
2297	-CCP	2297	0	0	0	0	0	0	0	0
2601	-CCP	2601	621	261	42	174	64	178	115	124
2603	-CCP	2603	376	186	49	126	55	121	103	73
2701	-CCP	2701	480	241	50	153	70	152	121	90
2703	-CCP	2703	653	287	44	214	77	192	165	95
2705	-CCP	2705	637	291	45	206	79	193	146	114
2707	-CCP	2707	133	72	54	52	29	41	42	27
2709	-CCP	2709	574	282	49	203	91	177	169	95
2711	-CCP	2711	536	263	49	194	91	161	148	97
2801	-CCP	2801	436	221	50	171	83	124	131	66
2803	-CCP	2803	380	162	42	110	56	103	87	64
2805	-CCP	2805	231	97	42	81	29	59	64	24
2807	-CCP	2807	510	249	48	178	91	140	146	77
2850	-CCP	2850	0	0	0	0	0	0	0	0
2853	-CCP	2853	0	0	0	0	0	0	0	0
2900	-CCP	2900	572	271	47	201	105	138	158	81
2903	/05	2903/05	719	348	48	262	139	188	215	103
3400	-CCP	3400	430	209	48	159	85	100	134	46
3401	-CCP	3401	545	227	41	165	90	124	146	57
3402	-CCP	3402	671	296	44	224	122	150	173	90
3403	-CCP	3403	565	215	38	159	85	101	118	65
3405	-CCP	3405	764	338	44	251	141	178	206	108
3406	-CCP	3406	646	291	45	221	100	166	170	88
3408	-CCP	3408	524	260	49	189	144	107	188	56
3410	-CCP	3410	385	151	39	104	71	65	83	52
3412	/16	3412/16	698	266	38	203	108	138	167	72

DIRECT PRIMARY ELECTION PLACER COUNTY, CA, JUNE 5, 1990

33

\* \* STATE PROPOSITIONS - NO. 110 TO 112 \* \*

PROPOSITION	REGISTRATION			BALLOTS CAST			TURNOUT			PROPOSITIONS			PROPOSITIONS		
	Y	N	O	Y	N	O	Y	N	O	Y	N	O	Y	N	O
334114	576	271	47	0	203	48	126	125	169	79					
334511	452	179	39	0	143	35	88	86	122	49					
334553	0	0	0	0	0	0	0	0	0	0					
334555	0	0	0	0	0	0	0	0	0	0					
334770	508	223	43	0	156	55	89	125	123	83					
334771	471	230	40	0	173	49	76	144	151	67					
334772	471	204	43	0	154	36	84	108	123	58					
336001	433	164	37	0	117	40	56	99	96	55					
336003	485	168	34	0	114	43	63	91	95	54					
336005	505	224	44	0	169	46	77	136	127	80					
336007	433	190	43	0	141	38	80	100	115	55					
336009	415	179	43	0	130	40	70	103	105	58					
336111	353	120	34	0	95	21	40	78	72	42					
336113	599	178	29	0	124	45	74	92	99	60					
336115	590	108	37	0	73	31	32	80	53	49					
336117	561	212	34	0	163	39	70	130	103	84					
336119	582	232	48	0	195	52	86	161	153	87					
336221	441	187	42	0	130	48	62	112	107	64					
336223	556	214	38	0	157	43	61	132	130	60					
336225	598	106	35	0	81	18	43	58	57	37					
337033	352	267	45	0	219	66	91	169	178	71					
338000	148	146	41	0	100	40	40	101	92	46					
338002	751	97	65	0	73	18	34	54	56	31					
338004	686	292	42	0	222	54	109	159	161	101					
338005	340	340	45	0	248	74	135	189	198	118					
339001	373	170	45	0	130	35	66	98	110	54					
339005	489	251	51	0	196	48	79	160	162	79					
339007	692	238	41	0	224	55	104	168	167	98					
339009	524	234	44	0	173	52	90	133	152	66					
411500	416	193	46	0	170	47	87	126	130	76					
411700	0	0	0	0	148	39	79	101	118	56					
411772	549	190	34	0	133	51	66	116	93	86					
411776	461	148	32	0	114	30	54	86	86	50					
411778	636	208	52	0	160	45	82	115	136	50					
411822	29	14	48	0	13	1	4	8	10	2					
411844	0	0	0	0	0	0	0	0	0	0					
411848	44	26	59	0	10	15	5	19	11	12					
411901	8	2	25	0	0	0	0	0	0	0					
422000	472	201	42	0	162	33	91	96	134	49					
422001	318	178	34	0	125	43	72	99	115	47					
422003	429	161	37	0	122	32	60	88	90	58					
422005	362	124	34	0	96	23	43	72	57	56					
422007	416	128	30	0	91	24	45	71	74	39					
422009	545	185	33	0	133	37	61	107	111	48					
422111	750	221	42	0	171	52	96	116	142	66					
422113	819	275	33	0	206	57	121	133	161	90					
422500	0	0	0	0	0	0	0	0	0	0					
422522	31	8	25	0	0	0	0	0	0	0					

DIRECT PRIMARY ELECTION PLACER COUNTY, CA, JUNE 5, 1990

33

\* \* STATE PROPOSITIONS - NO. 110 TO 112 \* \*

PROPOSITION	REGISTRATION	BALLOTS CAST	TURNOUT	PROPOSITION 110		PROPOSITION 111		PROPOSITION 112	
				YES	NO	YES	NO	YES	NO
42554-MB	40	11	27.5	7	3	5	6	7	4
42555-CBP	0	0	0.0	0	0	0	0	0	0
42556-CBP	0	0	0.0	0	0	0	0	0	0
42700-CBP	148	42	28.4	29	12	13	28	27	13
42911-MB	57	31	54.0	27	4	10	20	15	15
42933-CBP	0	0	0.0	0	0	0	0	0	0
43000-CBP	383	159	41.5	118	39	66	85	98	54
43001-CBP	347	125	36.0	93	27	48	70	71	43
43003-CBP	542	192	35.4	144	43	77	101	108	65
43007-CBP	480	187	39.0	134	45	61	118	110	65
43009-CBP	526	196	37.3	134	45	61	118	127	56
43111-CBP	607	225	37.0	170	46	71	139	128	83
43550-MB	45	26	57.8	15	8	10	13	14	7
43551-CBP	0	0	0.0	0	0	0	0	0	0
43553-CBP	0	0	0.0	0	0	0	0	0	0
43554-MB	101	50	49.5	36	14	19	30	32	15
43555-MB	9	8	88.9	0	0	0	0	0	0
43558-MB	43	16	37.2	11	4	7	8	9	4
43559-CBP	0	0	0.0	0	0	0	0	0	0
43700-CBP	440	193	43.9	149	36	79	108	120	62
43711-CBP	252	104	41.3	80	19	39	59	53	44
43722-CBP	571	291	51.0	212	71	100	178	177	101
43774-MB	70	30	42.9	22	8	10	20	21	9
43776-CBP	606	260	42.9	198	52	108	139	174	70
46000-MB	485	192	39.6	132	48	66	118	116	61
46002-CBP	698	293	42.0	219	66	113	167	185	89
46004-MB	374	151	40.4	110	33	42	96	78	51
46006-CBP	631	272	43.1	204	61	118	138	173	79
46008-CBP	262	104	39.7	74	24	35	66	52	47
46110-CBP	496	224	45.2	177	43	98	120	139	75
46112-CBP	618	227	36.7	171	48	75	137	141	68
46114-CBP	401	135	33.7	106	21	62	67	82	41
46116-CBP	564	238	42.2	161	58	79	139	137	68
46118-CBP	421	166	39.4	130	35	74	90	98	61
46200-CBP	440	177	40.2	132	36	77	87	107	50
46222-CBP	566	240	42.4	195	59	121	111	158	67
46226-CBP	410	147	35.9	109	36	58	86	93	50
46550-MB	7	5	71.4	0	0	0	0	0	0
48000-CBP	537	210	39.1	150	51	86	115	125	73
48511-MB	12	7	58.3	0	0	0	0	0	0
48522-CBP	0	0	0.0	0	0	0	0	0	0
48555-CBP	0	0	0.0	0	0	0	0	0	0
55000-CBP	574	268	46.7	182	63	116	133	124	109
55550-CBP	0	0	0.0	0	0	0	0	0	0
55552-CBP	0	0	0.0	0	0	0	0	0	0
55570-CBP	441	174	39.5	121	48	66	98	100	57
55571-CBP	414	166	40.1	132	24	62	89	94	54
55573-CBP	439	191	43.5	154	32	71	111	108	68
55900-MB	139	81	58.3	64	14	32	45	45	28
56000-CBP	461	200	43.4	131	57	56	132	109	75

DIRECT PRIMARY ELECTION PLACER TY, CA, JUNE 5, 1990

-33-

\* \* STATE PROPOSITIONS -- NO. 110 TO 112 \* \*

PROPOSITION	REGISTRATION	BALLOTS CAST	TURNOUT	PROPOSITIONS PASSED		PROPOSITIONS REPELLED		PROPOSITIONS REPELLED		PROPOSITIONS REPELLED	
				YES	NO	YES	NO	YES	NO	YES	NO
5602 - CP	5602	209	35.1	166	37	61	139	106	88		
5608 - CP	5608	256	46.8	195	61	85	162	157	66		
5610 - CP	5610	134	42.1	88	46	35	86	66	54		
5612 - CP	5612	290	51.4	226	64	102	166	164	99		
5700 - CP	5700	218	47.3	175	43	79	123	129	72		
5701 - CP	5701	193	43.5	148	45	52	138	120	55		
5702 - CP	5702	216	39.0	163	53	72	134	112	80		
5703 - CP	5703	271	46.2	209	62	124	150	172	82		
5704 - CP	5704	131	40.4	92	39	47	81	68	50		
5705 - CP	5705	173	47.3	135	38	55	104	100	59		
5800 - CP	5800	145	43.2	97	48	60	71	82	44		
5802 - CP	5802	219	50.1	161	58	53	154	114	86		
5853 - MB	5853/5950	88	48.1	76	12	37	47	56	25		
5902 - CP	5902	152	35.5	115	37	75	66	89	44		
5904 - CP	5904	160	27.5	133	27	85	70	91	63		
5906 - CP	5906	80	19.2	52	28	38	34	45	28		
5908 - CP	5908	72	24.1	58	14	29	36	43	24		
5910 - CP	5910	180	34.7	129	51	75	94	95	65		
5912 - CP	5912	108	34.4	87	21	46	54	70	30		
5916 - CP	5916	169	35.1	143	26	97	56	114	35		
5918 - CP	5918	158	30.2	113	45	77	65	96	41		
5920 - CP	5920	74	35.4	53	21	45	26	48	17		
5922 - CP	5922	192	35.1	153	39	104	76	123	51		
5924 - CP	5924	183	38.6	134	49	79	93	115	37		
5926 - CP	5926	127	28.8	101	26	53	69	82	37		
5952 - MB	5952/54/02	58	43.3	42	16	24	31	43	10		
ABSENTEE TOTALS	90870	8429	9.3	6384	1640	3542	4352	5129	2588		
GRAND TOTALS	90870	45076	49.6	33526	9417	17760	24468	26621	14450		



DIRECT PRIMARY ELECTION PLACER COUNTY, CA, JUNE 5, 1990

34 ***ABSENTEE TOTALS			** STATE PROPOSITIONS - NO. 113 TO 115 **						
	REGISTRATION	BALLOTS CAST	TURNOUT	PROP 113	PROP 114	PROP 115	PROP 116	PROP 117	PROP 118
				YES	NO	YES	NO	YES	NO
PLACER COUNTY	90870	8429	9.3	6401	1190	5997	1728	4588	3165
14TH CONGRESSIONAL	90870	8429	9.3	6401	1190	5997	1728	4588	3165
1ST SENATE	90870	8429	9.3	6401	1190	5997	1728	4588	3165
5TH ASSEMBLY	59415	5676	9.6	4302	799	4036	1145	3052	2159
7TH ASSEMBLY	31455	2753	8.8	2099	391	1961	583	1536	1006
1ST SUPERVISORIAL	23732	2209	9.3	1686	284	1591	418	1146	862
2ND SUPERVISORIAL	15947	1332	8.4	999	203	965	248	755	474
3RD SUPERVISORIAL	19383	2279	11.8	1727	317	1589	485	1222	852
4TH SUPERVISORIAL	18258	1454	8.0	1100	219	1039	310	824	538
5TH SUPERVISORIAL	13550	1155	8.5	889	167	813	267	641	439
AUBURN	6256	839	13.4	617	132	557	194	426	340
COLFAX	574	42	7.3	27	7	28	10	13	20
LINCOLN	2986	213	7.1	145	46	148	44	95	96
ROCKLIN	9047	781	8.6	616	101	560	161	459	264
ROSEVILLE	21896	2089	9.5	1602	264	1505	398	1085	812
LOOMIS	3083	198	6.4	142	38	143	40	96	91
UNINCORPORATED AREA	47028	4267	9.1	3252	602	3056	881	2414	1542

DIRECT PRIMARY ELECTION PLACER COUNTY, CA, JUNE 5, 1990

34

\* \* STATE PROPOSITIONS - NO. 113 TO 115 \* \*

PROPOSITION	REGISTRATION	BALLOTS CAST	TURNOUT	PROPOSITION 113		PROPOSITION 114		PROPOSITION 115	
				YES	NO	YES	NO	YES	NO
1100-CPP	533	221	41.3	170	30	168	37	140	67
1101-CPP	534	125	36.2	79	30	88	29	75	41
1102-CPP	655	217	33.3	170	33	146	56	117	85
1103-CPP	527	206	39.1	148	35	136	51	115	82
1104-CPP	467	111	23.8	73	24	66	22	65	34
1105-CPP	605	152	25.0	98	20	104	20	83	56
1106-CPP	522	186	35.4	121	48	122	44	110	63
1107-CPP	533	250	46.9	180	48	160	66	130	97
1108-CPP	587	214	36.5	145	42	132	60	102	97
1110-CPP	450	181	40.5	134	34	128	45	112	63
1111-CPP	559	196	35.1	135	33	120	55	111	67
1112-CPP	402	169	42.0	122	35	112	45	105	59
1113-CPP	646	298	46.1	188	54	195	55	158	97
1114-CPP	434	194	44.7	142	36	128	54	117	67
1116-CPP	710	278	39.2	217	34	182	74	161	99
1117-CPP	593	264	44.5	176	45	154	81	143	94
1118-CPP	647	226	34.9	192	24	167	49	136	80
1119-CPP	433	136	31.4	99	24	81	40	77	47
1120-CPP	339	114	33.6	75	26	71	36	57	52
1121-CPP	437	149	34.1	97	26	86	47	73	57
1122-CPP	622	216	34.7	172	33	159	51	128	82
1123-CPP	522	267	51.1	166	30	151	84	111	119
1124-CPP	580	251	43.3	184	43	183	84	163	69
1126-CPP	265	134	50.6	83	28	86	33	83	40
1127-CPP	571	162	28.4	107	27	104	37	75	69
1128-CPP	673	294	43.7	226	35	208	62	181	91
1129-CPP	590	177	30.0	96	42	93	57	76	80
1130-CPP	598	221	37.0	172	33	159	52	134	81
1131-CPP	448	155	34.6	105	33	112	34	93	55
1133-CPP	653	196	30.0	118	54	111	69	99	83
1134-CPP	538	182	33.8	120	42	121	43	89	80
1136-CPP	629	264	42.0	189	30	168	49	154	86
1137-CPP	611	303	49.6	226	50	213	73	183	96
1139-CPP	349	204	58.5	144	43	145	45	130	63
1141-CPP	400	108	27.0	80	17	67	33	57	43
1145-CPP	449	170	37.9	122	30	106	47	87	76
1147-CPP	768	248	32.3	197	30	190	43	170	66
1150-CPP	0	0	0.0	0	0	0	0	0	0
1151-CPP	0	0	0.0	0	0	0	0	0	0
1153-MB	100	2	2.0	0	0	0	0	0	0
1170-CPP	31	120	38.3	63	43	73	33	66	53
1172-CPP	127	56	44.1	46	8	38	14	27	26
1181-CPP	801	273	34.1	209	40	203	47	179	78
1183-CPP	892	355	39.8	272	55	240	102	204	131
1187-CPP	467	150	32.1	118	18	115	23	92	44
1190-MB	79	31	39.2	24	2	17	8	20	6
1191-CPP	0	0	0.0	0	0	0	0	0	0
1601-CPP	556	261	45.9	149	73	163	71	150	86
1603-CPP	455	230	50.5	141	60	143	66	138	79
1651-MB	97	43	44.3	30	12	28	14	18	21



DIRECT PRIMARY ELECTION PLACER COUNTY, CA, JUNE 5, 1990

34

\* \* STATE PROPOSITIONS - NO. 113 TO 115 \* \*

REGISTRATION	BALLOTS CAST	TURNOUT	PROPOSITION 113		PROPOSITION 114		PROPOSITION 115			
			YES	NO	YES	NO	YES	NO		
1657-MB	1657/59	167	59	35.3	37	16	43	10	25	30
1661-MB	1661	42	23	54.8	17	4	16	4	13	10
2001-CP	2001	589	235	39.9	140	57	132	69	135	78
2003-CP	2003	424	186	43.9	112	34	116	38	105	63
2005-CP	2005	607	258	42.5	162	64	170	65	149	84
2007-CP	2007/11	632	221	35.0	154	44	144	57	123	84
2009-CP	2009/13	717	285	39.7	186	67	189	69	154	109
2051-MB	2051	17	5	29.4						
2053-CP	2053	0	0	0.0						
2071-CP	2071	0	0	0.0						
2073-CP	2073/75	454	199	43.8	123	56	132	53	115	70
2077-CP	2077	733	314	42.8	213	67	208	81	189	109
2091-MB	2091/95	115	67	58.0	48	14	44	19	44	22
2093-MB	2093/2851	74	37	50.0	24	8	24	9	20	12
2201-CP	2201	503	217	43.1	167	35	152	53	132	71
2207-CP	2207	656	338	51.5	265	46	225	88	223	98
2209-CP	2209	525	208	39.6	153	40	141	60	125	73
2211-CP	2211	423	163	38.5	131	39	113	43	102	57
2215-CP	2215/03	671	167	24.7	212	37	189	64	173	83
2217-CP	2217	651	276	42.4	209	33	186	60	167	87
2219-CP	2219	689	287	41.7	240	37	196	74	170	106
2221-CP	2221/13	604	265	43.9	214	39	194	53	156	88
2253-CP	2253	0	0	0.0						
2291-CP	2291	1	0	0.0						
2293-MB	2293/95	4	2	50.0						
2297-CP	2297	0	0	0.0						
2601-CP	2601	0	0	0.0						
2603-CP	2603	621	261	42.0	155	80	165	76	119	131
2701-CP	2701	376	186	49.5	128	49	130	47	115	62
2703-CP	2703	480	241	50.2	159	51	145	69	115	104
2705-CP	2705	653	287	44.0	201	56	178	78	149	119
2707-CP	2707	637	291	45.7	201	60	204	65	149	111
2709-CP	2709	133	22	54.1	54	15	47	18	44	23
2711-CP	2711	374	232	61.7	213	60	181	85	170	94
2801-CP	2801	536	233	49.1	193	50	173	76	152	96
2803-CP	2803	436	221	50.7	147	46	143	61	125	79
2805-CP	2805	380	162	42.6	109	43	111	46	94	59
2807-CP	2807	231	97	42.0	72	16	69	19	72	23
2850-CP	2850	510	249	48.8	167	51	151	72	143	85
2853-CP	2853	0	0	0.0						
2900-CP	2900	0	0	0.0						
2903-CP	2903/05	572	271	47.4	192	41	170	70	160	93
3400-CP	3400	719	348	48.4	248	68	222	99	181	137
3401-CP	3401	430	209	48.6	146	29	136	45	123	71
3402-CP	3402	545	227	41.7	155	42	141	69	136	74
3403-CP	3403	671	296	44.1	215	46	185	77	147	126
3405-CP	3405	565	215	38.1	150	31	126	56	102	89
3406-CP	3406	764	338	44.2	252	60	208	106	192	128
3408-CP	3408	646	291	45.0	212	48	188	79	156	113
3410-CP	3410	524	260	49.6	212	31	164	81	128	113
3412-CP	3412/16	385	151	39.2	101	32	79	54	74	64
3418-CP	3418	698	266	38.1	185	49	166	76	128	114

DIRECT PRIMARY ELECTION PLACER COUNTY, CA, JUNE 5, 1990

34

STATE PROPOSITIONS -- NO. 113 TO 115

REGISTRATION	BALLOTS CAST	TURNOUT	PROPOSITION 113		PROPOSITION 114		PROPOSITION 115			
			YES	NO	YES	NO	YES	NO		
34114	576	271	47	0	190	43	164	82	139	108
34118	452	179	39	0	150	21	127	43	109	65
34511	0	0	0	0	0	0	0	0	0	0
34513	0	0	0	0	0	0	0	0	0	0
34533	0	0	0	0	0	0	0	0	0	0
34770	508	223	43	0	145	61	139	72	115	92
34771	571	230	40	0	178	31	162	57	136	81
34772	471	204	43	0	137	42	138	53	106	81
36001	433	164	37	0	110	39	102	53	89	65
36003	485	168	34	0	114	35	111	41	96	58
36007	505	224	44	0	158	45	151	56	129	82
36009	437	190	43	0	144	24	134	44	122	59
36011	415	179	43	0	128	31	126	41	96	72
36113	553	120	34	0	97	16	94	21	88	25
36117	599	178	29	0	131	29	111	52	97	71
36119	290	108	37	0	68	7	68	36	49	52
36122	612	212	34	0	152	37	148	49	124	77
36197	586	282	48	0	192	39	183	60	143	105
36221	441	187	42	0	136	29	116	49	117	52
36223	556	214	38	0	153	26	141	52	128	65
36225	98	106	35	0	67	20	63	27	53	40
36701	592	267	45	0	216	33	193	61	153	103
37003	552	146	41	0	105	30	92	46	84	57
37511	148	97	65	0	70	15	60	27	58	30
38000	686	292	42	0	205	52	190	75	172	97
38002	753	340	45	0	261	55	224	90	185	134
38004	373	170	45	0	125	33	105	55	94	69
38005	489	251	51	0	192	39	159	80	129	110
39001	692	288	41	0	215	50	182	86	133	134
39005	524	234	44	0	162	48	158	64	141	83
39007	536	223	41	0	166	40	147	63	119	98
39009	416	193	46	0	149	29	124	53	109	76
41500	0	0	0	0	0	0	0	0	0	0
41700	549	190	34	0	134	41	128	53	118	62
41772	461	148	32	0	113	19	94	44	82	57
4176/88	636	208	32	0	163	27	145	50	135	64
4178/80	29	14	48	0	12	1	1	0	12	3
4182	0	0	0	0	0	0	0	0	0	0
4184/86	44	26	59	0	17	6	20	4	18	7
4190/92	8	2	25	0	25	0	25	0	25	0
42000	472	201	42	0	153	31	122	60	103	84
42001	518	178	34	0	132	28	129	37	99	65
42003	429	161	37	0	123	23	113	36	97	55
42005	362	124	34	0	79	29	78	39	76	38
42007	416	128	30	0	82	29	74	39	67	50
42009	545	185	33	0	113	41	106	57	101	63
42111	750	221	29	0	167	38	159	48	125	81
42113/15	819	275	33	0	214	39	199	55	171	91
42500	0	0	0	0	0	0	0	0	0	0
4252/53/54	31	8	25	0	31	0	31	0	31	0

DIRECT PRIMARY ELECTION PLACER COUNTY, CA, JUNE 5, 1990

34

\*\*\* STATE PROPOSITIONS -- NO. 113 TO 115 \*\*\*

REGISTRATION	BALLOTS CAST	TURNOUT	PROPOSITION 113		PROPOSITION 114		PROPOSITION 115		
			YES	NO	YES	NO	YES	NO	
4254-MB 42590	40	11	27.5	9	1	7	4	7	3
4255-CP 42555	0	0	0.0	0	0	0	0	0	0
4256-CP 42556	0	0	0.0	0	0	0	0	0	0
4270-CP 42700	148	42	28.4	25	14	26	13	27	12
4291-MB 42911/92	57	31	54.4	26	5	21	10	17	12
4293-CP 42930	0	0	0.0	0	0	0	0	0	0
4300-CP 43000	383	159	41.5	114	29	113	38	96	54
4301-CP 43001	347	125	36.0	89	24	84	30	75	41
4303-CP 43003/05	542	192	35.4	129	36	118	56	116	65
4307-CP 43007	480	187	39.0	123	50	126	53	101	72
4309-CP 43009/13	526	196	37.3	138	40	133	51	114	74
4311-CP 43111	607	225	37.1	163	43	137	73	139	76
4350-MB 43500/52	45	26	57.8	16	6	16	6	10	11
4351-CP 43501	0	0	0.0	0	0	0	0	0	0
4353-CP 43503	0	0	0.0	0	0	0	0	0	0
4354-MB 43504/56	101	50	49.5	44	4	38	12	24	22
4355-MB 43505/57	9	8	88.9	13	0	14	0	15	0
4358-MB 43508/60	43	16	37.2	13	0	14	0	15	0
4359-CP 43509	0	0	0.0	0	0	0	0	0	0
4370-CP 43700	440	193	43.9	143	38	131	52	121	69
4371-CP 43711	252	104	41.3	82	15	78	21	65	30
4372-CP 43721/74	571	291	51.0	215	54	197	79	192	92
4374-MB 43741	70	30	42.9	27	2	13	16	18	12
4376-CP 43761	606	260	42.9	213	28	172	71	160	85
4600-CP 46000/4800	485	192	39.6	131	39	136	43	107	70
4602-CP 46002/4604	698	293	42.0	227	44	195	84	182	94
4604-CP 46004/02	374	151	40.4	105	23	101	33	88	48
4606-CP 46006	631	272	43.1	198	50	192	59	178	83
4608-CP 46008	262	104	39.7	83	19	63	36	66	31
4610-CP 46100	496	224	45.2	179	27	151	66	140	72
4612-CP 46112/24	618	227	36.7	182	28	156	57	144	68
4614-CP 46114	401	135	33.7	109	19	102	28	89	34
4616-CP 46116	564	238	42.2	166	44	173	41	142	66
4618-CP 46118	421	166	39.4	149	11	123	43	105	56
4620-CP 46200	440	177	40.2	119	34	123	34	107	53
4622-CP 46222	566	240	42.4	206	20	181	45	158	68
4626-CP 46226	410	147	35.9	119	21	103	40	83	53
4650-MB 46500	7	5	71.4	119	21	103	40	83	53
4800-CP 48000/4600	537	210	39.1	157	39	149	49	125	73
4851-MB 48511/53	12	7	58.3	5	2	7	0	6	1
4852-CP 48502	0	0	0.0	0	0	0	0	0	0
4855-CP 48505	0	0	0.0	0	0	0	0	0	0
5500-CP 55000	574	268	46.7	174	60	163	78	130	112
5550-CP 55500	0	0	0.0	0	0	0	0	0	0
5552-CP 55502	0	0	0.0	0	0	0	0	0	0
5570-CP 55700	441	174	39.5	121	39	99	61	85	79
5571-CP 55711	414	166	40.1	116	31	106	42	93	59
5573-CP 55731	439	191	43.5	138	38	129	49	104	74
5590-MB 55900/5851	139	81	58.3	56	17	48	27	41	35
5600-CP 56000	461	200	43.4	148	39	131	51	108	83

DIRECT PRIMARY ELECTION PLACER ( CA, JUNE 5, 1990

34

\* \* STATE PROPOSITIONS -- NO. 113 TO 115 \* \*

P R O P O S I T I O N	R E G I S T R A T I O N	B A L L O T S  C A S T	T U R N O U T	C H I R O P P R A C T I C E		P E A C E P E R O F F I C E R S - I M P U R N D A E L E R T I O N S			P R O P O S I T I O N S - C R I T I O N A L L E M E N T S	
				Y E S	N O	Y E S	N O	Y E S	N O	
5602	595	209	35.1	132	62	130	69	101	98	
5608	547	256	46.8	187	45	177	66	155	89	
5610	318	134	42.1	81	35	77	47	75	49	
5612	664	290	51.4	211	48	196	71	184	100	
5700	461	218	47.3	161	40	147	57	110	91	
5701	444	193	43.5	138	39	137	44	125	56	
5702	554	216	39.0	161	28	141	51	117	86	
5703	587	271	46.2	206	50	183	74	152	107	
5704	334	131	40.4	88	38	74	49	69	53	
5705	366	173	47.3	124	27	107	54	92	73	
5800	336	145	43.2	100	23	91	38	80	54	
5802	437	219	50.1	133	65	126	81	119	90	
5853	183	88	48.1	71	10	55	26	40	37	
5902	428	152	35.5	111	22	88	42	64	66	
5904	591	160	27.1	125	27	114	40	80	69	
5906	447	80	19.2	63	12	50	25	40	31	
5908	299	72	24.1	49	17	35	31	40	35	
5910	518	180	34.7	122	39	120	47	85	75	
5912	314	108	34.4	85	14	82	19	56	45	
5918	481	169	35.1	128	24	117	32	92	53	
5918	293	158	50.2	120	19	100	39	77	66	
5920	209	74	35.4	52	13	44	21	34	31	
5922	547	192	35.1	152	24	128	53	96	83	
5924	474	183	38.6	142	25	117	55	100	68	
5926	441	127	28.8	97	21	91	28	69	45	
5952	134	58	43.3	44	4	41	9	27	26	
ABSENTEE TOTALS	90870	8429	9.3	6401	1190	5997	1728	4588	3165	
GRAND TOTALS	90870	45076	49.6	32764	7771	30167	11306	25363	16506	

DIRECT PRIMARY ELECTION PLACER COUNTY, CA, JUNE 5, 1990

***GRAND TOTALS			** STATE PROPOSITIONS -- NO. 116 TO 118 **														
	REGISTRATION	BALLOTS CAST	TURNOUT	PROP 116			PROP 117			PROP 118							
				RAILROADS	YOUTH	NO	PROWITTING	DC	LT	TI	FO	YES	NO	REAPPOINTMENT	RETIREMENT	YES	NO
PLACER COUNTY	90870	45063	49.6	20894	21344		18307	24509				15664	26710				
14TH CONGRESSIONAL	90870	45063	49.6	20894	21344		18307	24509				15664	26710				
1ST SENATE	90870	45063	49.6	20894	21344		18307	24509				15664	26710				
5TH ASSEMBLY	59415	29379	49.4	13827	13652		11926	15903				10456	17136				
7TH ASSEMBLY	31455	15684	49.9	7067	7692		6381	8606				5208	9574				
1ST SUPERVISORIAL	23732	11249	47.4	5425	5049		4819	5773				3787	6721				
2ND SUPERVISORIAL	15947	8397	52.7	3727	4176		3126	4866				3084	4866				
3RD SUPERVISORIAL	19383	10470	54.0	4951	4835		3965	5984				3475	6353				
4TH SUPERVISORIAL	18258	8456	46.3	3855	4107		3487	4585				3239	4757				
5TH SUPERVISORIAL	13550	6491	47.9	2936	3177		2910	3301				2079	4013				
AUBURN	6256	3541	56.6	1682	1602		1319	2014				1158	2138				
COLFAX	574	310	54.0	127	145		123	156				93	194				
LINCOLN	2986	1402	47.0	592	691		485	809				445	854				
ROCKLIN	9064	4289	47.3	2099	1941		1804	2274				1662	2397				
ROSEVILLE	21896	10307	47.1	5079	4518		4460	5237				3460	6147				
LOOMIS	3083	1382	44.8	619	689		581	741				454	861				
UNINCORPORATED AREA	47011	23832	50.7	10696	11758		9535	13278				8392	14119				

DIRECT PRIMARY ELECTION PLACER COUNTY, CA, JUNE 5, 1990

35 \*\*\*ABSENTEE TOTALS

\*\*\* STATE PROPOSITIONS - NO. 116 TO 118 \*\*\*

	REGISTRATION	BALLOTS CAST	TURNOUT	PROPOSITION 116 RAILROAD Y/N LTD. SERVICES	PROPOSITION 117 WORLD DC LT II FOR EN	PROPOSITION 118 REAPPOINTMENT OF INC-S	Y	N	Y	N
PLACER COUNTY	90870	8428	9.3	4027	3849	3593	4367	3365	4466	
14TH CONGRESSIONAL	90870	8428	9.3	4027	3849	3593	4367	3365	4466	
1ST SENATE	90870	8428	9.3	4027	3849	3593	4367	3365	4466	
5TH ASSEMBLY	59415	5673	9.5	2736	2551	2467	2880	2224	3053	
7TH ASSEMBLY	31455	2755	8.8	1291	1298	1126	1497	1141	1413	
1ST SUPERVISORIAL	23732	2209	9.3	1110	937	1044	1017	796	1237	
2ND SUPERVISORIAL	15947	1331	8.3	607	644	519	750	550	703	
3RD SUPERVISORIAL	19383	2278	11.8	1141	971	919	1230	914	1191	
4TH SUPERVISORIAL	18258	1454	8.0	653	714	605	774	621	744	
5TH SUPERVISORIAL	13550	1156	8.5	516	593	506	596	484	591	
AUBURN	6256	838	13.4	420	351	337	449	313	460	
COLFAX	574	42	7.3	12	23	15	22	18	18	
LINCOLN	2986	213	7.1	83	114	74	125	83	116	
ROCKLIN	9047	779	8.6	381	347	337	399	339	392	
ROSEVILLE	21896	2088	9.5	1058	878	995	952	749	1170	
LOOMIS	3083	198	6.4	91	98	78	110	78	112	
UNINCORPORATED AREA	47028	4270	9.1	1982	2038	1757	2310	1785	2198	

DIRECT PRIMARY ELECTION PLACER COUNTY, CA, JUNE 5, 1990

-35-

\* \* STATE PROPOSITIONS - NO. 116 TO 118 \* \*

P R O P	R E G I S T R A T I O N	B A L L O T S  C A S T	T U R N O U T	P R O P 1 1 6		P R O P 1 1 7		P R O P 1 1 8	
				R A I L O N D R A N C I S T	Y E S  N O	P R O T E C T I O N E N	Y E S  N O	R E P R E S E N T A T I O N S	Y E S  N O
11000	5345	222	41	124	77	93	117	99	110
11001	345	125	36	61	59	43	76	41	80
11002	555	217	33	104	95	104	105	74	131
11003	222	111	33	94	102	84	115	74	122
11004	667	206	33	54	49	33	63	29	71
11005	645	152	30	81	64	33	62	54	91
11006	226	186	33	86	85	93	85	59	117
11007	333	249	33	134	100	94	140	67	167
11008	888	214	36	114	83	93	106	50	147
11009	000	181	36	82	91	86	90	58	114
11010	559	196	33	101	85	84	104	60	122
11011	559	169	42	95	68	70	91	75	85
11012	402	298	46	132	129	107	158	81	191
11013	646	298	46	132	129	107	158	81	191
11014	634	194	44	89	90	81	106	84	100
11015	710	278	39	146	116	112	152	89	176
11016	933	264	34	130	102	107	130	65	176
11017	447	226	34	116	103	105	114	86	130
11018	647	226	34	116	103	105	114	86	130
11019	333	136	31	67	58	64	62	36	92
11020	333	114	33	40	69	60	68	29	81
11021	433	149	44	88	48	73	61	33	102
11022	322	216	33	94	115	105	104	65	145
11023	710	267	47	117	120	100	140	73	170
11024	580	251	43	125	109	112	129	87	150
11025	655	134	50	60	63	46	79	49	77
11026	773	293	38	88	60	80	65	41	104
11027	510	177	34	91	67	73	83	36	115
11028	598	222	37	123	90	99	114	89	120
11029	448	155	33	64	87	67	84	54	94
11030	653	196	40	80	103	63	121	49	134
11031	333	183	34	88	83	92	102	75	94
11032	629	263	41	136	110	102	149	97	148
11033	611	303	49	152	131	120	168	126	149
11034	349	204	58	92	104	54	135	68	130
11035	400	108	27	57	41	46	54	32	68
11036	449	170	37	81	78	86	76	62	100
11037	768	248	32	118	116	103	134	109	126
11038	000	0	0	0	0	0	0	0	0
11039	000	0	0	0	0	0	0	0	0
11040	000	0	0	0	0	0	0	0	0
11041	000	0	0	0	0	0	0	0	0
11042	22	2	10	0	0	0	0	0	0
11043	313	120	38	44	73	48	70	31	88
11044	127	55	38	23	28	25	27	20	35
11045	801	273	43	132	127	141	121	86	173
11046	333	355	33	172	171	149	194	119	217
11047	892	150	39	67	67	65	75	50	89
11048	974	31	39	17	11	10	18	17	12
11049	799	31	39	17	11	10	18	17	12
11050	000	0	0	0	0	0	0	0	0
11051	000	0	0	0	0	0	0	0	0
16001	556	261	46	87	149	94	152	95	156
16002	455	230	50	80	135	90	128	80	136
16003	455	230	50	80	135	90	128	80	136
16511	97	42	43	13	27	15	25	10	26

DIRECT PRIMARY ELECTION PLACER COUNTY, CA, JUNE 5, 1990

35

\*\* STATE PROPOSITIONS - NO. 116 TO 118 \*\*

	REGISTRATION	BALLOTS CAST	TURNOUT	PROP 116		PROP 117		PROP 118	
				YEAS	NO	YEAS	NO	YEAS	NO
1657-MB-1657/59	167	59	35.3	22	35	19	37	16	42
1651-MB-1661	42	23	54.8	8	14	9	14	11	12
2001-CP-2001	589	234	39.7	103	109	74	140	74	144
2003-CP-2003	424	186	43.9	78	87	59	107	59	102
2005-CP-2005	607	258	42.5	112	122	84	154	77	164
2007-CP-2007/11	632	221	35.0	93	111	90	115	66	141
2009-CP-2009/13	717	285	39.7	119	147	101	166	83	185
2051-MB-2051	17	5	29.4						
2053-CP-2053	0	0	0.0	0	0	0	0	0	0
2071-CP-2071	454	199	43.8	72	114	58	132	90	97
2073-CP-2073/75	733	314	42.8	106	192	115	184	115	189
2091-MB-2091/95	115	67	58.3	34	32	31	35	33	33
2093-MB-2093/2851	74	37	50.0	15	16	9	22	14	21
2201-CP-2201	503	216	42.9	97	108	80	127	90	119
2207-CP-2207	656	338	51.5	157	166	131	192	146	175
2209-CP-2209	525	208	39.6	96	103	99	104	93	113
2211-CP-2211	423	164	38.8	80	79	65	93	66	93
2215-CP-2215/03	671	277	41.3	132	131	123	146	117	144
2217-CP-2217	651	276	42.4	144	115	108	151	103	155
2219-CP-2219/05	689	287	41.7	140	137	115	164	129	147
2221-CP-2221/13	604	265	43.9	135	112	115	143	90	160
2253-CP-2253	0	0	0.0	0	0	0	0	0	0
2291-CP-2291	1	0	0.0	0	0	0	0	0	0
2293-MB-2293/95	4	2	50.0	0	0	0	0	0	0
2297-CP-2297	0	0	0.0	0	0	0	0	0	0
2601-CP-2601	621	261	42.0	78	171	69	182	73	183
2603-CP-2603	376	186	49.5	66	113	58	123	61	116
2701-CP-2701	480	241	50.2	99	125	91	135	89	141
2703-CP-2703	653	286	43.8	148	125	106	164	87	182
2705-CP-2705	637	289	45.4	120	150	100	175	92	185
2707-CP-2707	133	72	54.1	41	29	31	39	26	42
2709-CP-2709	574	282	49.1	124	149	91	184	131	136
2711-CP-2711	536	262	48.9	116	126	97	155	71	173
2801-CP-2801	436	221	50.7	81	128	84	125	93	119
2803-CP-2803	390	162	42.6	74	85	59	99	56	100
2805-CP-2805	231	97	42.0	51	42	40	56	34	62
2807-CP-2807	510	249	48.8	109	122	99	139	76	153
2850-CP-2850	0	0	0.0	0	0	0	0	0	0
2853-CP-2853	0	0	0.0	0	0	0	0	0	0
2900-CP-2900	0	0	0.0	0	0	0	0	0	0
2903-CP-2903/05	572	271	47.4	128	121	92	162	90	165
3400-CP-3400	719	348	48.4	166	164	130	199	106	221
3401-CP-3401	430	209	48.6	86	103	74	123	68	118
3402-CP-3402	545	226	41.5	106	106	88	126	77	138
3403-CP-3403	671	296	44.1	126	153	107	176	82	194
3405-CP-3405	565	215	38.1	91	99	81	113	55	140
3406-CP-3406	764	338	44.2	147	177	104	217	119	202
3408-CP-3408	646	291	45.0	143	134	99	179	101	176
3410-CP-3410	524	260	49.6	135	113	94	152	88	159
3412-CP-3412/16	385	151	39.2	87	52	61	80	31	108
	698	267	38.3	122	116	115	134	71	177





DIRECT PRIMARY ELECTION PLACER CO CA JUNE 5, 1990

\* \* STATE PROPOSITIONS - NO. 116 TO 118 \* \*

35

REGISTRATION	BALLOTS CAST	TURNOUT	PROPOSITION 116		PROPOSITION 117		PROPOSITION 118		
			RAILROAD		PROWITLEDCTIIFEN		REAPPT-RETTIHOI-NC-S		
			YE S	N O	YE S	N O	YE S	N O	
42554-MB	40	11	27.5	6	4	4	6	5	5
42555-MB	0	0	0.0	0	0	0	0	0	0
42556-MB	0	0	0.0	0	0	0	0	0	0
42700-MB	148	42	28.4	20	21	18	22	14	26
42911-MB	57	30	52.6	16	12	11	18	17	12
42931/92	0	0	0.0	0	0	0	0	0	0
43000-MB	383	159	41.5	75	78	57	95	52	105
43011-MB	347	125	36.0	49	68	59	60	42	79
43031/05	542	192	35.4	85	94	90	93	55	126
43071-MB	480	187	39.0	78	99	75	107	49	122
43091/13	526	196	37.3	99	86	78	108	68	121
43111-MB	607	225	37.1	91	124	100	115	73	141
43550-MB	45	26	57.8	9	14	9	14	6	15
43551-MB	0	0	0.0	0	0	0	0	0	0
43553-MB	0	0	0.0	0	0	0	0	0	0
43554/56	101	50	49.5	29	19	23	27	16	32
43555/57	9	8	88.9	0	0	0	0	0	0
43558-MB	43	16	37.2	11	4	8	8	12	3
43559-MB	0	0	0.0	0	0	0	0	0	0
43700-MB	440	193	43.9	89	97	73	119	64	124
43711-MB	352	104	29.5	41	54	29	72	31	65
43721/74	70	291	51.3	110	166	103	177	115	164
43741-MB	70	30	42.9	22	8	22	8	15	15
43761-MB	606	260	42.9	121	122	92	160	121	126
46000-MB	485	192	39.6	92	90	67	115	59	120
46021/4604	698	293	42.0	129	145	126	154	118	155
46041/02	374	151	40.0	48	87	56	88	57	80
46061-MB	631	271	42.9	115	140	113	149	113	144
46081-MB	262	104	39.7	38	61	43	57	36	60
46101-MB	496	224	45.2	115	100	81	133	111	107
46121/24	618	227	36.7	100	119	105	118	87	131
46141-MB	401	135	33.7	75	53	70	59	56	70
46161-MB	564	238	42.2	95	123	93	125	97	122
46181-MB	421	166	39.2	76	85	69	94	68	94
46201-MB	440	177	40.2	77	81	74	93	76	91
46221-MB	566	241	42.6	131	100	107	127	130	102
46261-MB	410	147	35.9	67	76	56	89	61	80
46550-MB	7	5	71.4	0	0	0	0	0	0
48000/4600	537	210	39.1	97	102	86	116	61	137
48551-MB	12	7	58.3	3	3	3	3	5	2
48552-MB	0	0	0.0	0	0	0	0	0	0
48555-MB	0	0	0.0	0	0	0	0	0	0
55500-MB	574	268	46.7	115	122	108	134	75	176
55550-MB	0	0	0.0	0	0	0	0	0	0
55552-MB	0	0	0.0	0	0	0	0	0	0
55701-MB	441	174	39.5	83	80	78	91	40	126
55711-MB	414	166	40.0	84	72	74	85	42	113
55731-MB	439	191	43.5	75	110	81	101	44	144
55901-MB	139	81	58.3	35	43	40	41	32	44
56000/5851	461	200	43.4	92	97	62	128	52	133

DIRECT PRIMARY ELECTION PLACER COUNTY, CA, JUNE 5, 1990

35

\*\*\* STATE PROPOSITIONS -- NO. 116 TO 118 \*\*\*

	REGISTRATION	BALLOTS CAST	TURNOUT	PROPOSITION 116		PROPOSITION 117		PROPOSITION 118	
				YEAS	NO	YEAS	NO	YEAS	NO
5602-CP 5602	595	209	35.1	64	134	54	146	69	129
5608-CP 5608	547	256	46.8	101	144	100	149	90	155
5610-CP 5610	318	134	42.1	48	72	34	93	44	82
5612-CP 5612	564	239	51.2	114	170	97	186	94	186
5700-CP 5700	461	213	47.3	89	116	80	131	63	146
5701-CP 5701	444	193	43.5	83	100	94	90	71	106
5702-CP 5702	554	216	39.0	92	113	87	121	61	148
5703-CP 5703	587	272	46.3	127	137	109	154	78	180
5704-CP 5704	324	131	40.4	52	70	44	82	40	86
5705-CP 5705	366	173	47.3	79	87	88	80	47	119
5800-CP 5800	336	145	43.2	66	65	65	68	34	105
5802-CP 5802	437	219	50.1	75	129	76	134	50	164
5853-MB 5853/5950	183	87	47.5	44	40	57	28	24	54
5902-CP 5902	428	151	35.5	93	43	101	40	45	92
5904-CP 5904	581	160	27.5	71	80	87	70	43	107
5906-CP 5906	417	80	19.2	34	39	45	33	24	50
5908-CP 5908	299	72	24.1	30	39	37	30	17	48
5910-CP 5910	518	180	34.7	85	83	86	87	48	113
5912-CP 5912	314	108	34.4	56	45	67	35	34	63
5916-CP 5916	481	169	35.1	95	58	90	67	66	78
5918-CP 5918	523	158	30.2	89	57	83	66	54	94
5920-CP 5920	209	74	35.4	47	23	48	26	23	45
5922-CP 5922	547	192	35.1	109	72	125	59	72	108
5924-CP 5924	474	183	38.6	96	75	97	81	62	112
5926-CP 5926	441	127	28.8	67	53	76	48	34	83
5952-MB 5952/54/02	134	59	44.0	30	26	34	21	23	33
ABSENTEE TOTALS	90870	8428	9.3	4027	3849	3593	4367	3365	4466
GRAND TOTALS	90870	45063	49.6	20894	21344	18307	24509	15664	26710

DIRECT PRIMARY ELECTION PLACER COUNTY, CA, JUNE 5, 1990

36 \*\*\*GRAND-TOTALS

\*\* STATE PROPOSITIONS -- NO. 119 TO 121 \*\*

	REGISTRATION	BALLOTS CAST	TURNOUT	PROPOSITION 119 BY ELECTORAL COLLEGE		PROPOSITION 120 CONSISTENT WITH FEDERAL LAW		PROPOSITION 121 FACILITIES	
				YES	NO	YES	NO	YES	NO
PLACER COUNTY	90870	45063	49.6	16742	25428	20784	21557	19202	21889
14TH CONGRESSIONAL	90870	45063	49.6	16742	25428	20784	21557	19202	21889
1ST SENATE	90870	45063	49.6	16742	25428	20784	21557	19202	21889
5TH ASSEMBLY	59415	29379	49.4	10987	16478	13685	13871	12756	13995
7TH ASSEMBLY	31455	15684	49.9	5755	8950	7099	7686	6446	7894
1ST SUPERVISORIAL	23732	11249	47.4	3880	6584	5361	5164	4942	5242
2ND SUPERVISORIAL	15947	8397	52.7	3190	4714	3800	4088	3450	4214
3RD SUPERVISORIAL	19383	10470	54.0	3990	5799	4646	5169	4266	5278
4TH SUPERVISORIAL	18258	8456	46.3	3397	4562	3979	4023	3666	4102
5TH SUPERVISORIAL	13550	6491	47.9	2285	3769	2998	3113	2878	3053
AUBURN	6256	3541	56.6	1361	1928	1533	1782	1531	1681
COLFAX	574	310	54.0	93	190	135	151	119	148
LINCOLN	2936	1402	47.0	428	857	619	659	548	686
ROCKLIN	9064	4289	47.3	1658	2369	2069	1966	1990	1930
ROSEVILLE	21896	10307	47.1	3548	6024	4948	4684	4637	4698
LOOMIS	3083	1332	44.8	463	839	634	681	593	678
UNINCORPORATED AREA	47011	23832	50.7	9191	13221	10846	11634	9784	12068

DIRECT PRIMARY ELECTION PLACER COUNTY, CA, JUNE 5, 1990

36 \*\*\*ABSENTEE-TOTALS

\*\*\* STATE PROPOSITIONS - NO. 119 TO 121 \*\*\*

	REGISTRATION	BALLOTS CAST	TURNOUT	PROP 119 BY ACPO MRTS IS NO-N		PROP 120 CONS NT WB PN RD I SA OC NT		PROP 121 FACIL ITY -T HE IS G HB E RD D E DA UC CT	
				YES	NO	YES	NO	YES	NO
PLACER COUNTY	90870	8428	9.3	3410	4365	4385	3502	3362	4251
14TH CONGRESSIONAL	90870	8428	9.3	3410	4365	4385	3502	3362	4251
1ST SENATE	90870	8428	9.3	3410	4365	4385	3502	3362	4251
5TH ASSEMBLY	59415	5673	9.5	2236	3006	2958	2341	2341	2775
7TH ASSEMBLY	31455	2755	8.8	1174	1359	1427	1161	1021	1476
1ST SUPERVISORIAL	23732	2209	9.3	800	1227	1188	863	948	1031
2ND SUPERVISORIAL	15947	1331	8.3	539	698	694	563	515	691
3RD SUPERVISORIAL	19383	2278	11.8	938	1151	1134	997	875	1170
4TH SUPERVISORIAL	18258	1454	8.0	633	722	757	608	569	756
5TH SUPERVISORIAL	13550	1156	8.5	500	567	612	471	455	603
AUBURN	6256	838	13.4	338	435	428	356	337	408
COLFAX	574	42	7.3	15	22	16	20	9	26
LINCOLN	2986	213	7.1	78	114	105	95	71	117
ROCKLIN	9047	779	8.6	325	400	407	319	327	375
ROSEVILLE	21896	2088	9.5	751	1165	1119	817	905	968
LOOMIS	3083	198	6.4	75	109	99	91	74	109
UNINCORPORATED AREA	47028	4270	9.1	1828	2120	2211	1804	1639	2248

DIRECT PRIMARY ELECTION PLACER COUNTY, CA, JUNE 5, 1990

\*\*\* STATE PROPOSITIONS - NO. 119 TO 121 \*\*\*

PROPOSITION	REGISTRATION	BALLOTS CAST	TURNOUT	PROPOSITION 119		PROPOSITION 120		PROPOSITION 121	
				YES	NO	YES	NO	YES	NO
11000	535	222	41	98	107	115	94	116	90
11001	345	125	36	39	82	54	64	49	68
11002	555	217	33	81	124	113	95	113	91
11003	322	206	33	73	121	95	105	88	100
11004	606	111	30	32	70	58	41	45	54
11005	445	152	34	44	98	80	59	75	62
11006	226	186	35	56	113	76	95	80	85
11007	266	249	46	74	157	115	116	110	114
11008	333	214	36	50	149	84	98	91	104
11009	500	181	40	62	114	79	93	74	98
11010	599	196	35	63	120	89	96	82	97
11011	555	169	42	71	88	73	90	76	80
11012	402	298	46	84	182	139	121	138	111
11013	646	169	42	71	88	73	90	76	80
11014	434	194	44	76	106	89	93	88	90
11016	710	278	39	93	171	128	135	144	110
11017	333	264	34	70	168	120	118	106	119
11018	647	226	31	91	125	69	106	137	78
11019	433	136	31	44	84	62	57	54	66
11020	339	114	33	30	77	48	61	39	63
11021	447	149	33	33	102	67	68	62	67
11022	222	216	44	74	136	103	104	95	107
11023	710	267	37	70	175	106	131	106	124
11024	580	251	43	95	141	132	105	119	109
11026	655	134	50	52	76	66	59	43	69
11027	773	162	28	37	108	73	70	67	70
11028	673	293	43	119	147	142	136	156	110
11029	510	177	34	34	115	69	86	71	77
11030	598	222	37	92	116	98	115	116	93
11031	448	155	34	53	92	78	71	72	75
11033	333	196	40	68	131	88	96	62	113
11034	528	183	34	68	130	84	94	81	82
11036	629	263	41	117	130	118	134	125	105
11037	611	303	49	127	149	153	133	149	139
11039	349	204	58	69	125	96	100	84	106
11041	400	108	27	33	65	44	56	51	46
11045	449	170	37	62	100	76	84	68	90
11047	768	248	32	105	135	116	119	113	117
11050	0	0	0	0	0	0	0	0	0
11051	0	0	0	0	0	0	0	0	0
11053	2	2	100	0	0	0	0	0	0
11070	313	120	38	29	89	50	65	38	71
11072	127	55	43	18	36	32	21	16	36
11081	801	273	34	84	174	148	117	125	128
11083	892	355	39	130	205	153	190	186	155
11087	467	150	32	57	81	77	62	66	68
11090	79	31	39	17	12	17	11	16	12
11091	0	0	0	0	0	0	0	0	0
16001	556	261	46	93	155	97	144	80	157
16003	455	230	50	82	134	95	127	64	142
16511	97	42	43	12	27	17	24	17	21

DIRECT PRIMARY ELECTION PLACER COUNTY, CA, JUNE 5, 1990

36

\*\*\* STATE PROPOSITIONS -- NO. 119 TO 121 \*\*\*

PROPOSITION	REGISTRATION	BALLOTS CAST	TURNOUT	PROPOSITION 119		PROPOSITION 120		PROPOSITION 121	
				YES	NO	YES	NO	YES	NO
1657-MB	1657/59	167	59	35	33	19	36	24	32
1661-MB	1661	42	23	13	9	13	9	12	10
2001-CP	2001	589	234	71	141	71	141	104	108
2003-CP	2003	424	111	61	97	61	97	76	82
2005-CP	2005	607	253	73	169	73	169	100	135
2007-CP	2007/11	632	253	64	146	64	146	93	109
2009-CP	2009/13	717	285	78	188	78	188	139	127
2051-MB	2051	17	5	0	0	0	0	0	0
2053-CP	2053	0	0	0	0	0	0	0	0
2071-CP	2071	454	199	43	88	74	113	96	95
2073-CP	2073/75	733	314	42	88	130	173	140	164
2091-MB	2091/95	115	67	58	30	30	33	40	27
2093-MB	2093/2851	74	37	50	18	18	17	16	18
2201-CP	2201	503	216	42	9	101	106	93	106
2207-CP	2207	656	338	51	6	145	179	133	188
2209-CP	2209	525	208	39	6	89	115	91	108
2211-CP	2211	423	164	38	8	71	83	78	82
2215-CP	2215/03	671	277	41	3	118	143	142	121
2217-CP	2217	651	276	42	4	104	149	139	117
2219-CP	2219/05	689	288	41	7	129	144	161	114
2221-CP	2221/13	604	265	43	9	89	156	131	113
2253-CP	2253	0	0	0	0	0	0	0	0
2291-CP	2291	1	0	0	0	0	0	0	0
2293-MB	2293/95	4	2	50	0	0	0	0	0
2297-CP	2297	0	0	0	0	0	0	0	0
2601-CP	2601	621	261	42	0	71	183	95	157
2603-CP	2603	376	186	49	5	66	109	74	107
2701-CP	2701	480	241	50	2	87	144	101	122
2703-CP	2703	653	286	43	8	102	170	114	153
2705-CP	2705	637	289	45	4	109	167	116	154
2707-CP	2707	133	72	54	1	26	43	33	36
2709-CP	2709	574	282	49	9	134	131	107	157
2711-CP	2711	536	262	48	1	94	156	94	149
2801-CP	2801	436	221	50	7	104	107	84	128
2803-CP	2803	380	162	42	6	58	98	74	85
2805-CP	2805	231	97	42	0	40	52	40	55
2807-CP	2807	510	249	48	8	85	147	118	113
2850-CP	2850	0	0	0	0	0	0	0	0
2853-CP	2853	0	0	0	0	0	0	0	0
2900-CP	2900	0	0	0	0	0	0	0	0
2903-CP	2903/05	572	271	47	4	104	148	118	128
3400-CP	3400	719	348	48	4	121	207	163	163
3401-CP	3401	430	209	48	6	84	107	89	107
3402-CP	3402	545	226	41	5	89	123	92	119
3403-CP	3403	671	296	44	1	94	179	116	166
3404-CP	3404	565	215	38	1	63	132	94	97
3405-CP	3405	764	338	44	2	145	175	124	196
3406-CP	3406	646	291	45	0	128	146	126	152
3408-CP	3408	524	260	49	6	112	133	117	133
3410-CP	3410	385	151	39	2	35	105	58	75
3412-CP	3412/16	698	267	38	3	84	159	119	128

DIRECT PRIMARY ELECTION PLACER COUNTY, CA, JUNE 5, 1990

36

\* \* STATE PROPOSITIONS - NO. 119 TO 121 \* \*

PROPOSITION	REGISTRATION	BALLOTS CAST	TURNOUT	PROPOSITION 119		PROPOSITION 120		PROPOSITION 121	
				YES	NO	YES	NO	YES	NO
3414-CP	576	271	47.0	100	151	101	152	138	106
3418-CP	452	179	39.6	89	81	69	101	85	89
3451-CP	0	0	0.0	0	0	0	0	0	0
3453-CP	0	0	0.0	0	0	0	0	0	0
3455-CP	0	0	0.0	0	0	0	0	0	0
3470-CP	508	223	43.9	91	120	98	112	96	116
3471-CP	571	229	40.2	84	135	115	105	107	111
3472-CP	471	204	43.3	62	126	87	101	91	99
3601-CP	439	164	37.4	52	98	63	94	63	85
3603-CP	485	169	34.8	52	111	80	74	58	93
3605-CP	505	224	44.4	74	138	75	136	77	131
3607-CP	437	190	43.5	78	102	95	85	80	97
3609-CP	415	178	42.9	76	92	77	87	68	99
3611-CP	353	120	33.9	53	61	52	65	49	63
3613-CP	599	178	29.7	51	120	84	83	74	86
3615-CP	290	108	37.2	18	87	43	61	32	70
3617-CP	612	212	34.2	81	119	86	116	83	105
3619/27-CP	586	281	48.1	98	154	115	132	107	131
3621-CP	441	187	42.4	71	103	78	96	74	99
3623-CP	556	214	38.6	95	108	90	106	71	115
3625-CP	298	106	35.6	39	56	42	51	30	61
3701-CP	592	267	45.1	117	143	128	128	131	122
3703-CP	352	146	41.5	55	87	65	79	66	71
3751/3890-MB	148	97	65.5	32	56	50	35	38	49
3800-CP	685	292	42.6	103	177	141	134	117	140
3802-CP	753	340	45.2	113	210	146	177	139	178
3804-CP	373	170	45.6	65	96	73	87	65	93
3805-CP	489	252	51.5	115	128	114	128	116	115
3901-CP	692	288	41.4	100	167	125	147	120	143
3905-CP	524	234	44.7	93	128	103	118	89	130
3907-CP	536	223	41.6	73	137	89	120	83	127
3909-CP	416	193	46.4	76	106	93	89	73	106
4150-CP	0	0	0.0	0	0	0	0	0	0
4170-CP	549	190	34.6	81	102	77	106	58	115
4174-CP	461	149	32.3	64	78	67	77	65	69
4176/83-CP	636	208	32.7	77	125	104	93	95	99
4178/80-MB	29	15	51.7	9	5	13	1	7	5
4182-CP	0	0	0.0	0	0	0	0	0	0
4184/86-MB	44	26	59.1	15	10	13	12	6	18
4190/92-MB	8	2	25.0	0	0	0	0	0	0
4200-CP	472	201	42.6	70	119	83	107	104	77
4201-CP	518	178	34.4	63	100	101	68	80	86
4203-CP	429	161	37.5	63	86	79	77	69	78
4205-CP	362	123	34.0	49	68	49	66	52	61
4207-CP	416	128	30.8	34	84	55	59	53	58
4209-CP	545	184	33.8	53	118	78	89	70	92
4211-CP	750	221	29.5	65	145	107	100	111	90
4213/15-CP	819	275	33.5	87	170	139	128	139	114
4250-CP	0	0	0.0	0	0	0	0	0	0
4252/53/54-MB	31	8	25.8	0	0	0	0	0	0



DIRECT PRIMARY ELECTION PLACER CO CA, JUNE 5, 1990

36

\*\*\* STATE PROPOSITIONS - NO. 119 TO 121 \*\*\*

PROPOSITION	REGISTRATION	BALLOTS CAST	TURNOUT	PROPOSITION 119		PROPOSITION 120		PROPOSITION 121		
				YES	NO	YES	NO	YES	NO	
4254-MB	4290	49	11	27.5	7	2	5	5	5	5
4255-CP	4255	00	00	00.0	0	0	0	0	0	0
4256-CP	4256	00	00	00.0	0	0	0	0	0	0
4270-CP	4270	148	42	28.4	16	25	21	20	19	22
4291-MB	4291/92	57	30	52.6	10	19	18	10	6	2
4293-CP	4293	00	00	00.0	0	0	0	0	0	0
4300-CP	4300	383	159	41.5	54	103	76	79	68	90
4301-CP	4301	347	125	36.0	41	80	66	54	63	51
4303-CP	4303/05	542	192	35.4	66	118	72	103	84	97
4307-CP	4307	480	187	39.2	37	116	89	92	85	91
4309-CP	4309/13	526	196	37.3	70	116	98	91	92	93
4311-CP	4311	607	225	37.1	71	138	83	131	80	126
4350-MB	4350/52	45	26	57.8	6	16	8	13	12	8
4351-CP	4351	00	00	00.0	0	0	0	0	0	0
4353-CP	4353	00	00	00.0	0	0	0	0	0	0
4354-MB	4354/56	101	50	49.5	12	33	31	18	22	25
4355-MB	4355/57	9	8	88.9						
4358-MB	4358/60	43	16	37.2	8	6	11	5	9	5
4359-CP	4359	00	00	00.0	0	0	0	0	0	0
4370-CP	4370	440	193	43.9	75	116	87	100	63	119
4371-CP	4371	252	104	41.3	35	58	41	56	45	50
4372-CP	4372/74	571	291	51.0	138	144	141	134	104	169
4374-MB	4374	70	30	42.9	12	16	15	15	20	9
4376-CP	4376	606	260	42.9	125	120	113	137	118	126
4600-CP	4600/4800	485	192	39.6	69	109	80	99	79	97
4602-CP	4602/4604	698	293	42.0	121	148	121	160	126	150
4604-CP	4604/02	374	151	40.4	62	75	67	70	56	77
4606-CP	4606	631	271	42.9	130	129	119	134	123	127
4608-CP	4608	262	104	39.7	42	57	51	48	46	50
4610-CP	4610	496	224	45.2	123	95	107	107	114	98
4612-CP	4612/24	618	227	36.7	84	130	106	115	107	104
4614-CP	4614	401	135	33.7	63	63	70	60	65	60
4616-CP	4616	564	238	42.2	94	122	99	114	100	111
4618-CP	4618	421	166	39.4	80	83	89	74	92	72
4620-CP	4620	440	177	40.2	74	90	85	77	78	75
4622-CP	4622	566	241	42.6	132	92	127	103	132	90
4626-CP	4626	410	147	35.9	74	68	61	83	76	64
4650-MB	4650	7	5	71.4						
4800-CP	4800/4600	537	210	39.1	70	129	86	115	91	105
4851-MB	4851/53	12	7	58.3						
4852-CP	4852	00	00	00.0	0	0	0	0	0	0
4855-CP	4855	00	00	00.0	0	0	0	0	0	0
5500-CP	5500	574	268	46.7	78	168	119	131	110	122
5550-CP	5550	00	00	00.0	0	0	0	0	0	0
5552-CP	5552	00	00	00.0	0	0	0	0	0	0
5570-CP	5570	441	174	39.5	54	110	63	103	71	87
5571-CP	5571	414	166	40.1	60	97	78	73	69	77
5573-CP	5573	439	191	43.5	52	135	79	103	73	109
5590-MB	5590/5851	139	81	58.3	33	44	42	37	38	35
5600-CP	5600	461	200	43.4	66	122	90	100	79	106

DIRECT PRIMARY ELECTION PLACER COUNTY, CA, JUNE 5, 1990

36

\* \* STATE PROPOSITIONS - NO. 119 TO 121 \* \*

PROP 119	PROP 120	PROP 121	REGISTRATION			BALLOTS CAST		TURNOUT		YES		NO		YES		NO		YES		NO	
			BY AC- COM- MUNIS- COUN- TIES	BY AC- COM- MUNIS- COUN- TIES	BY AC- COM- MUNIS- COUN- TIES	YES	NO	YES	NO	YES	NO	YES	NO	YES	NO	YES	NO	YES	NO	YES	NO
5602-CP	5602		595	209	35.1	85	116			81	118			85	105						
5608-CP	5608		547	256	46.8	108	139			118	129			92	147						
5610-CP	5610		518	134	25.9	50	76			58	67			49	72						
5612-CP	5612		564	289	51.2	98	121			129	152			119	149						
5700-CP	5700		461	218	47.3	74	133			91	114			92	113						
5701-CP	5701		444	193	43.5	74	103			89	89			82	89						
5702-CP	5702		554	216	39.0	73	139			93	114			88	103						
5703-CP	5703		537	272	50.7	79	177			130	134			121	133						
5704-CP	5704		324	131	40.4	43	80			50	73			53	70						
5705-CP	5705		366	173	47.3	56	110			63	102			83	78						
5800-CP	5800		336	145	43.2	39	96			64	69			63	63						
5802-CP	5802		437	219	50.1	62	146			79	128			85	120						
5853-MB	5853/5950		183	87	47.5	18	58			48	34			47	34						
5902-CP	5902		428	151	35.3	43	94			68	66			92	40						
5904-CP	5904		581	160	27.5	52	97			85	67			85	67						
5906-CP	5906		417	80	19.2	24	51			30	47			40	31						
5908-CP	5908		299	72	24.1	22	44			30	40			32	30						
5910-CP	5910		518	180	34.7	58	99			74	85			72	86						
5912-CP	5912		314	108	34.4	32	67			38	47			59	39						
5916-CP	5916		481	169	35.1	74	69			93	61			96	57						
5918-CP	5918		523	158	30.2	48	92			67	82			99	45						
5920-CP	5920		209	74	35.4	22	47			42	25			47	21						
5922-CP	5922		547	192	35.1	77	100			102	76			108	70						
5924-CP	5924		474	183	38.8	69	106			84	92			88	83						
5926-CP	5926		441	127	28.8	40	74			52	66			73	48						
5952-MB	5952/54/02		134	59	44.0	22	32			37	18			33	21						
ABSENTEE TOTALS			90870	8428	9.3	3410	4365			4385	3502			3362	4251						
GRAND TOTALS			90870	45063	49.6	16742	25428			20784	21557			19202	21889						

DIRECT PRIMARY ELECTION PLACER CO CA, JUNE 5, 1990

37 \*\*\*GRAND-TOTALS

\*\* STATE PROPOSITIONS -- NO. 122 AND 123 \*\*

	REGISTRATION	BALLOTS CAST	TURNOUT	SAFETY & SECURITY - BUREAU OF HEALTH SERVICES	PROFESSORIAL SALARIES	PROFESSORIAL SALARIES	PROFESSORIAL SALARIES
				YES	NO	YES	NO
PLACER COUNTY	90870	45063	49.6	17297	23596	22490	18715
14TH CONGRESSIONAL	90870	45063	49.6	17297	23596	22490	18715
1ST-SENATE	90870	45063	49.6	17297	23596	22490	18715
5TH-ASSEMBLY	59415	29379	49.4	11576	15070	14932	11870
7TH ASSEMBLY	31455	15684	49.9	5721	8526	7558	6845
1ST SUPERVISORIAL	23732	11249	47.4	4563	5567	5777	4423
2ND SUPERVISORIAL	15947	8397	52.7	3011	4624	4127	3554
3RD SUPERVISORIAL	19383	10470	54.0	3986	5509	5094	4454
4TH SUPERVISORIAL	18258	8456	46.3	3190	4557	4203	3593
5TH SUPERVISORIAL	13550	6491	47.9	2547	3339	3289	2691
AUBURN	6256	3541	56.6	1463	1743	1781	1437
COLFAX	574	310	54.0	115	150	151	124
LINCOLN	2986	1402	47.0	530	692	683	547
ROCKLIN	9064	4289	47.3	1738	2187	2328	1604
ROSEVILLE	21896	10307	47.1	4253	5033	5405	3965
LOOMIS	3083	1382	44.8	516	759	692	590
UNINCORPORATED AREA	47011	23832	50.7	8682	13032	11450	10448

DIRECT PRIMARY ELECTION PLACER CO CA, JUNE 5, 1990

57 \*\*\*ABSENTEE TOTALS

\*\* STATE PROPOSITIONS -- NO. 122 AND 123 \*\*

	REGISTRATION	BALLOT CAST	TURNOUT	PROPERTY & 12PUB - B EU AIRLTD HQRAKAB	YES	NO	PROPFAC 123LIT - IE 9S OB OSNCDH OALTS	YES	NO
PLACER COUNTY	90870	8428	9.3	3392	4217		3880	3755	
14TH CONGRESSIONAL	90870	8428	9.3	3392	4217		3880	3755	
1ST SENATE	90870	8428	9.3	3392	4217		3880	3755	
5TH ASSEMBLY	59415	5673	9.5	2355	2765		2676	2456	
7TH ASSEMBLY	31455	2755	8.8	1037	1452		1204	1299	
1ST SUPERVISORIAL	23732	2209	9.3	961	1017		1101	886	
2ND SUPERVISORIAL	15947	1331	8.3	503	709		611	603	
3RD SUPERVISORIAL	19383	2278	11.8	925	1125		1032	1012	
4TH SUPERVISORIAL	18258	1454	8.0	574	748		626	704	
5TH SUPERVISORIAL	13550	1156	8.5	429	618		510	550	
AUBURN	6256	838	13.4	344	404		370	374	
COLFAX	574	42	7.3	11	23		7	27	
LINCOLN	2986	213	7.1	82	103		88	99	
ROCKLIN	9047	779	8.6	313	399		372	335	
ROSEVILLE	21896	2088	9.5	914	956		1054	829	
LOOMIS	3083	198	6.4	80	105		91	94	
UNINCORPORATED AREA	47028	4270	9.1	1648	2227		1898	1997	

DIRECT PRIMARY ELECTION PLACER CO , CA, JUNE 5, 1990

\* \* STATE PROPOSITIONS -- NO. 122 AND 123 \* \*

REGISTRATION	BALLOTS CAST	TURNOUT	PROPERTY & PUBLIC UTILITIES		BUDGET	
			YES	NO	YES	NO
1100-CP	535	222	41	5	106	98
1101-CP	345	125	36	2	35	22
1102-CP	655	217	33	3	94	80
1103-CP	527	206	39	1	80	108
1104-CP	367	111	44	1	44	55
1105-CP	645	152	23	6	71	61
1106-CP	526	186	35	4	72	92
1107-CP	533	249	46	7	97	126
1108-CP	587	214	36	5	91	99
1110-CP	450	181	40	2	78	96
1111-CP	559	196	35	1	75	105
1112-CP	402	169	42	0	71	85
1113-CP	646	298	46	1	117	132
1114-CP	434	194	44	7	73	103
1116-CP	710	278	39	1	116	133
1117-CP	593	264	44	5	92	134
1118-CP	647	226	34	9	109	106
1119-CP	433	136	31	4	51	67
1120-CP	339	114	33	6	42	60
1121-CP	437	149	34	1	55	73
1122-CP	622	216	34	7	101	102
1123-CP	710	267	37	6	107	121
1124-CP	580	251	43	3	105	122
1126-CP	265	134	30	6	33	64
1127-CP	571	162	28	4	73	63
1128-CP	673	293	43	5	132	133
1129-CP	510	177	34	1	70	76
1130-CP	598	222	37	1	96	111
1131-CP	448	155	34	6	65	82
1133-CP	653	196	30	0	69	108
1134-CP	528	183	34	7	77	84
1136-CP	629	263	41	8	100	130
1137-CP	611	303	49	6	123	160
1139-CP	349	204	39	0	91	98
1141-CP	400	108	27	0	45	49
1145-CP	449	170	37	3	65	95
1147-CP	768	248	32	3	100	130
1150-CP	0	0	0	0	0	0
1151-CP	2	0	0	0	0	0
1153-MB	2	100	100	0	0	0
1170-CP	313	120	38	3	33	73
1172-CP	127	55	43	3	22	30
1181-CP	801	273	34	1	103	149
1183-CP	892	355	39	8	140	197
1187-CP	467	150	32	1	52	83
1190-MB	79	31	39	2	16	10
1191-CP	0	0	0	0	0	0
1601-CP	556	261	46	9	90	147
1603-CP	455	230	50	9	66	138
1651-MB	97	42	43	3	11	27

DIRECT PRIMARY ELECTION PLACER CO CA, JUNE 5, 1990

\*\*\* STATE PROPOSITIONS -- NO. 122 AND 123 \*\*\*

37

		REGISTRATION	BALLOTS CAST	TURNOUT	SAFETY & PUBLIC - BUREAU OF HEALTH CARE	PROPERTY & PUBLIC - BUREAU OF HEALTH CARE	PROFESSORIAL - COLLEGE	PROFESSORIAL - COLLEGE
					YES	NO	YES	NO
1657-MB	1657/59	167	59	35.3	21	33	26	29
1661-MB	1661	42	23	54.8	4	15	7	12
2001-CP	2001	589	234	39.7	88	111	114	80
2003-CP	2003	424	188	43.9	72	81	103	53
2005-CP	2005	607	258	42.5	95	134	121	112
2007-CP	2007/11	632	221	35.0	87	111	120	80
2009-CP	2009/13	717	285	39.7	104	149	134	121
2051-MB	2051	17	5	29.4				
2053-CP	2053	0	0	0.0	0	0	0	0
2071-CP	2071	454	199	43.8	73	112	103	87
2073-CP	2073/75	733	314	42.8	100	189	141	150
2091-MB	2091/95	115	67	58.3	20	39	35	25
2093-MB	2093/2851	74	37	50.0	8	21	12	18
2201-CP	2201	503	216	42.9	82	115	112	84
2207-CP	2207	656	338	51.5	118	189	154	154
2209-CP	2209	525	208	39.6	84	114	118	83
2211-CP	2211	423	164	38.8	59	91	82	71
2215-CP	2215/03	671	277	41.3	107	147	172	84
2217-CP	2217	651	276	42.4	116	130	171	77
2219-CP	2219/05	689	287	41.7	128	149	168	110
2221-CP	2221/13	604	265	43.9	127	115	172	72
2253-CP	2253	0	0	0.0	0	0	0	0
2291-CP	2291	1	0	0.0	0	0	0	0
2293-MB	2293/95	4	2	50.0				
2297-CP	2297	0	0	0.0				
2601-CP	2601	621	251	40.5	64	173	109	130
2603-CP	2603	376	186	49.5	52	124	86	90
2701-CP	2701	480	241	50.2	84	135	107	112
2703-CP	2703	653	286	43.8	95	164	124	140
2705-CP	2705	637	289	45.4	88	175	139	128
2707-CP	2707	133	72	54.1	17	46	42	24
2709-CP	2709	574	282	49.1	83	184	123	146
2711-CP	2711	536	262	48.9	81	165	129	121
2801-CP	2801	436	221	50.7	59	143	97	103
2803-CP	2803	380	162	42.6	57	96	67	86
2805-CP	2805	231	97	42.0	34	50	50	34
2807-CP	2807	510	249	48.8	82	146	109	117
2850-CP	2850	0	0	0.0	0	0	0	0
2853-CP	2853	0	0	0.0	0	0	0	0
2900-CP	2900	0	0	0.0	0	0	0	0
2903-CP	2903/05	572	271	47.4	124	114	125	113
3400-CP	3400	719	348	48.4	118	198	174	142
3401-CP	3401	430	209	48.6	83	102	105	84
3402-CP	3402	545	226	41.5	93	114	123	85
3403-CP	3403	671	296	44.1	108	158	147	121
3405-CP	3405	565	215	38.1	93	92	101	79
3406-CP	3406	764	338	44.2	125	194	166	156
3408-CP	3408	646	291	45.0	126	141	145	118
3410-CP	3410	524	260	49.6	127	121	145	105
3412-CP	3412/16	385	151	39.2	69	61	92	42
		698	267	38.3	108	130	141	98

DIRECT PRIMARY ELECTION PLACER COUNTY, CA, JUNE 5, 1990

37

STATE PROPOSITIONS -- NO. 122 AND 123 --

REGISTRATION	BALLOTS CAST	TURNOUT	SAFETY & PUBLIC UTILITIES		PROF	
			YES	NO	YES	NO
3414	576	271	119	123	145	105
3418	452	179	68	103	101	70
3451	0	0	0	0	0	0
3453	0	0	0	0	0	0
3455	0	0	0	0	0	0
3470	508	223	91	117	116	93
3471	571	229	81	137	118	98
3472	471	204	91	92	111	76
3601	439	164	59	91	83	69
3603	485	169	62	88	67	81
3605	505	224	71	136	98	109
3607	437	190	63	112	95	82
3609	415	178	52	112	89	79
3611	353	120	38	74	65	50
3613	599	178	68	92	95	65
3615	290	108	34	66	48	53
3617	612	212	64	124	107	83
3619	586	281	113	126	117	117
3621	441	187	44	58	84	89
3623	556	214	58	117	90	99
3625	293	106	30	60	38	54
3701	592	267	108	141	138	113
3703	352	146	56	80	67	69
3751	148	97	37	48	45	41
3800	686	292	105	154	142	119
3802	753	340	120	195	167	148
3804	373	170	51	102	76	83
3805	489	252	88	142	134	101
3901	692	288	101	158	132	131
3905	524	234	88	127	117	103
3907	536	223	74	127	112	97
3909	416	193	81	98	103	77
4150	0	0	0	0	0	0
4170	549	190	50	123	75	98
4174	461	149	51	83	76	59
4176	636	208	81	108	111	83
4178	29	15	8	4	8	4
4182	0	0	0	0	0	0
4184	44	26	6	16	6	18
4190	8	2				
4200	472	201	77	101	113	71
4201	518	178	75	87	94	70
4203	429	161	69	80	94	53
4205	362	123	46	68	71	44
4207	416	128	55	56	64	48
4209	345	184	62	105	84	75
4211	750	221	101	101	121	80
4213	819	275	118	134	164	88
4250	0	0	0	0	0	0
4252	31	8				

DIRECT PRIMARY ELECTION PLACER COUNTY, CA, JUNE 5, 1990

\*\*\* STATE PROPOSITIONS - NO. 122 AND 123 \*\*\*

37

REGISTRATION	BALLOTS CAST	TURNOUT	PROPERTY & PUBLIC UTILITIES		PROFACIAL INITIATIVES	
			YES	NO	YES	NO
4254-MB 4290	40	11	27	5	5	5
4255-CP 4255	0	0	0	0	0	0
4256-CP 4256	0	0	0	0	0	0
4270-CP 4270	148	43	26	4	20	21
4291-MB 4291/92	57	30	22	6	9	19
4293-CP 4293	0	0	0	0	0	0
4300-CP 4300	383	159	41	5	80	69
4301-CP 4301	347	135	36	6	72	41
4303-CP 4303/05	542	193	35	4	90	82
4307-CP 4307	480	183	33	3	90	89
4309-CP 4309/13	526	196	37	3	109	76
4311-CP 4311	607	225	57	8	104	105
4350-MB 4350/52	45	26	5	1	14	8
4351-CP 4351	0	0	0	0	0	0
4353-CP 4353	0	0	0	0	0	0
4354-MB 4354/56	101	50	4	5	32	15
4355-MB 4355/57	9	8	0	9		
4358-MB 4358/60	43	16	3	2		
4359-CP 4359	0	0	0	0	0	0
4370-CP 4370	440	193	43	9	85	98
4371-CP 4371	252	104	41	3	43	51
4372-CP 4372/74	571	291	51	0	133	137
4374-MB 4374	70	30	4	9	18	11
4376-CP 4376	606	260	42	9	95	114
4600-CP 4600/4800	485	192	39	6	95	82
4602-CP 4602/4604	698	293	42	0	108	133
4604-CP 4604/02	374	151	40	4	146	70
4606-CP 4606	631	271	42	9	38	95
4608-CP 4608	262	104	39	7	97	143
4610-CP 4610	496	234	45	2	51	107
4612-CP 4612/24	618	227	36	7	38	47
4614-CP 4614	401	135	33	7	93	88
4616-CP 4616	564	238	42	2	86	97
4618-CP 4618	421	166	39	4	58	54
4620-CP 4620	440	177	40	2	85	96
4622-CP 4622	566	241	42	6	69	61
4626-CP 4626	410	147	40	9	63	68
4650-MB 4650	7	5	3	9	110	83
4800-CP 4800/4600	537	210	39	1	61	60
4851-MB 4851/53	12	7	5	3		
4852-CP 4852	0	0	0	0	74	120
4855-CP 4855	0	0	0	0	103	92
5500-CP 5500	574	268	46	7		
5550-CP 5550	0	0	0	0	0	0
5552-CP 5552	0	0	0	0	0	0
5570-CP 5570	441	174	39	3	144	97
5571-CP 5571	414	166	40	1	0	0
5573-CP 5573	439	191	43	5	0	0
5590-MB 5590/5851	139	81	58	3	0	0
5600-CP 5600	461	200	43	4	90	72



DIRECT PRIMARY ELECTION PLACER COUNTY, CA, JUNE 5, 1990

37

\*\* STATE PROPOSITIONS -- NO. 122 AND 123 \*\*

			REGISTRATION	BALLOTS CAST	TURNOUT	PROPERTY & PUBLIC UTILITIES	ABSENTEE	NO	PROPOSITIONS	ABSENTEE	NO
						122	123		122	123	
5602	-CP	5602	595	209	35.1	68	125		104	86	
5608	-CP	5608	547	256	46.8	92	150		113	130	
5610	-CP	5610	318	134	42.1	35	84		47	73	
5612	-CP	5612	564	289	51.2	100	163		132	156	
5700	-CP	5700	461	218	47.3	89	114		110	95	
5701	-CP	5701	444	193	43.5	71	105		87	88	
5702	-CP	5702	554	216	39.0	78	115		101	92	
5703	-CP	5703	587	272	46.3	119	138		134	120	
5704	-CP	5704	324	151	40.4	50	70		69	55	
5705	-CP	5705	366	173	47.3	67	91		90	71	
5800	-CP	5800	336	145	43.2	50	75		77	52	
5802	-CP	5802	437	219	50.1	69	135		109	99	
5853	-MB	5853/5950	183	87	47.5	44	31		46	34	
5902	-CP	5902	428	151	35.3	78	33		99	34	
5904	-CP	5904	581	160	27.5	84	69		94	59	
5906	-CP	5906	417	80	19.2	28	40		40	32	
5908	-CP	5908	299	72	24.1	35	28		39	24	
5910	-CP	5910	518	180	34.7	68	90		89	75	
5912	-CP	5912	314	108	34.4	44	56		72	30	
5916	-CP	5916	481	169	35.1	79	72		111	46	
5918	-CP	5918	523	158	30.2	78	72		107	42	
5920	-CP	5920	209	74	35.4	37	29		48	22	
5922	-CP	5922	547	192	35.1	93	82		110	66	
5924	-CP	5924	474	133	28.6	77	92		99	73	
5926	-CP	5926	441	127	28.8	59	60		77	45	
5952	-MB	5952/54/02	134	59	44.0	27	23		34	17	
ABSENTEE TOTALS			90870	8428	9.3	3392	4217		3880	3755	
GRAND TOTALS			90870	45063	49.6	17297	23596		22490	18715	

DIRECT PRIMARY ELECTION PLACER COUNTY, CA, JUNE 5, 1990

38

\*\*\* SOUTH PLACER FIRE DISTRICT - DIRECTORS - SHORT TERM \*\*\*

		REGISTRATION	BALLOTS CAST	TURNOUT	FIRE DISTRICTS - SHORT PLACEMENT	GARRYS GENZLINGER	DONALD HELDT
1170-CP	1170	313	120	38.3	42	60	
1172-CP	1172	127	56	44.1	26	26	
1190-MB	1190/92	79	31	39.2	11	14	
4170-CP	4170	549	190	34.6	73	83	
4174-4174/72		461	148	32.1	73	47	
4176-CP	4176/88	636	208	32.7	81	38	
4178-MB	4178/80	29	14	48.3	1	7	
4182-CP	4182	0	0	0.0	0	0	
4184-MB	4184/86	44	26	59.1	6	15	
4190-MB	4190/92	8	2	25.0			
4354-MB	4354/56	56	25	44.6	9	11	
4358-MB	4358/60	43	16	37.2	1	10	
4374-MB	4374	70	30	42.9	9	15	
4376-CP	4376	606	260	42.9	107	91	
4600-CP	4600/4800	485	192	39.6	72	77	
4602-CP	4602/4604	698	294	42.1	95	115	
4606-CP	4606	631	273	43.3	105	96	
4608-CP	4608	262	104	39.7	33	46	
4610-CP	4610	496	224	45.2	69	88	
4612-CP	4612/24	618	227	36.7	100	92	
4614-CP	4614	401	135	33.7	52	42	
4616-CP	4616	564	238	42.2	104	77	
4618-CP	4618	421	166	39.4	75	66	
4620-CP	4620	440	177	40.2	60	81	
4622-CP	4622	565	240	42.5	91	78	
4626-CP	4626	410	147	35.9	61	54	
4650-MB	4650	7	5	71.4			
ABSENTEE TOTALS		9019	731	8.1	253	313	
GRAND TOTALS		9019	4279	47.4	1611	1694	

DIRECT PRIMARY ELECTION PLACER COUNTY, CA, JUNE 5, 1990

39

\*\*\* DRY-CREEK-FIRE-DISTRICT -- MEASURE "A" \*\*\*

DRY  
CREEK  
FIRE

	REGISTRATION	BALLOTS CAST	TURNOUT	PROPOSURE	YES	NO
1191-CP 1191	0	0	0.0	0	0	
1601-CP 1601	556	261	46.9	187	55	
1603-CP 1603	455	230	50.5	172	41	
1651-MB 1651/53/55	97	42	43.3	25	12	
1661-MB 1661	36	18	50.0	12	2	
ABSENTEE TOTALS	1144	88	7.7	56	26	
GRAND TOTALS	1144	639	55.9	452	136	

DIRECT PRIMARY ELECTION PLACER COUNTY, CA, JUNE 5, 1990

40

\*\* SQUAW VALLEY WATER DISTRICT - MEASURES "B" AND "C" \*\*

	REGISTRATION	BALLOTS CAST	TURNOUT	SQUAW VALLEY CO WAMTEARS UDRISTS		SQUAW VALLEY CO WAMTEARS UDRISTS	
				YES	NO	YES	NO
5902-CP 5902	428	151	35.3	121	19	116	22
ABSENTEE TOTALS	428	32	7.5	16	11	15	13
GRAND TOTALS	428	183	42.8	137	30	131	35



Office of the Secretary of State  
March Fong Eu

1230 J-Street  
Sacramento, California 95814

EJaw - STATE 50V T/R  
ELECTIONS DIVISION  
(916) 445-0820

For Hearing and Speech Impaired  
Only:  
(800) 833-8683

September 16, 1991

TO: All County Clerks/Registrars of Voters and Other Interested Parties  
(91072)

FROM: Caren Daniels-Meade  
CAREN DANIELS-MEADE  
Chief, Elections Division

SUBJECT: Corrections to June 1990 Supplement to the Statement of Vote

The attached pages reflect figures which should have appeared in the Supplement to the Statement of Vote for the June 5, 1990 Primary Election for some cities within Los Angeles County. Specifically, the errata sheets replace Los Angeles County votes cast by some cities for and against Propositions 107 - 123, appearing on pages 220 - 223 (for Props. 107 - 115) and 312 - 315 (for Props. 116 - 123).

Please use these errata sheets with the corrected totals to accurately reflect the city votes within Los Angeles County on ballot measures from the June 5, 1990 Primary Election.

We apologize for any inconvenience we may have caused you with the erroneous figures published herein.

Attachments

SUPPLEMENT TO THE STATEMENT OF VOTE - RESULTS OF THE JUNE FIFTH PRIMARY ELECTION  
POLITICAL DISTRICTS WITHIN COUNTIES

Cities	Proposition 107		Proposition 108		Proposition 109		Proposition 110		Proposition 111	
	Yes	No	Yes	No	Yes	No	Yes	No	Yes	No
Agoura Hills	1,664	1,490	1,935	1,217	1,738	1,268	2,601	527	1,816	1,340
Alhambra	5,084	3,617	5,253	3,397	4,463	3,744	7,038	1,592	4,958	3,780
Arcadia	4,545	4,973	4,981	4,597	5,991	3,131	7,764	1,803	4,766	4,915
Artesia	616	588	640	579	607	536	920	272	612	602
Avalon	247	212	257	187	212	195	352	96	232	210
Azusa	1,853	1,567	1,896	1,526	1,791	1,479	2,720	715	1,756	1,723
Baldwin Park	2,050	1,359	1,887	1,525	1,678	1,545	2,731	684	1,759	1,672
Bell	706	488	663	532	614	519	948	248	653	563
Bell Gardens	523	349	478	408	393	460	684	203	449	428
Bellflower	3,035	3,044	3,128	2,994	2,899	2,940	4,788	1,275	2,856	3,266
Beverly Hills	5,504	1,927	5,560	1,790	4,274	2,532	6,358	945	5,540	1,814
Bradbury	87	105	93	101	117	74	154	44	91	104
Burbank	7,414	7,168	8,180	6,463	7,769	6,224	11,789	2,775	7,597	7,064
Carson	6,602	2,841	6,071	3,297	5,132	3,921	7,831	1,577	5,638	3,750
Cerritos	3,421	3,122	3,736	2,805	3,419	2,911	5,267	1,281	3,604	3,006
Claremont	4,670	2,622	5,205	2,089	4,840	2,183	6,230	1,039	4,968	2,418
Commerce	743	265	687	312	515	426	795	213	659	332
Compton	5,337	947	4,675	1,476	3,366	2,493	5,323	937	4,400	1,753
Covina	2,913	3,579	3,328	3,146	3,466	2,751	5,156	1,319	3,079	3,493
Cudahy	326	162	314	168	245	217	391	98	303	199
Dulver City	5,010	2,633	5,328	2,278	4,312	2,967	6,575	982	5,047	2,602
Diamond Bar	3,403	3,330	3,808	2,900	3,552	2,883	5,449	1,268	3,714	3,089
Downey	5,973	6,970	6,404	6,729	6,702	5,861	10,233	2,768	6,133	7,107
Duarte	1,370	1,177	1,412	1,115	1,408	1,008	2,012	531	1,349	1,234
El Monte	2,863	2,190	2,758	2,259	2,640	2,132	4,028	1,041	2,604	2,490
El Segundo	1,351	1,569	1,677	1,254	1,584	1,229	2,317	609	1,573	1,367
Gardena	3,425	1,820	3,408	1,854	2,903	2,095	4,365	885	3,241	1,990
Glendale	10,972	11,216	13,193	9,081	12,732	8,556	17,775	4,244	12,477	9,909
Glendora	3,617	5,001	4,323	4,289	4,850	3,414	6,846	1,729	4,013	4,680
Hawaiian Gardens	442	285	380	329	333	350	557	159	365	359
Hawthorne	4,320	2,995	4,222	3,072	3,645	3,325	5,950	1,324	3,993	3,314
Hermosa Beach	1,948	1,447	2,315	1,110	1,770	1,503	2,859	518	2,185	1,262
Hidden Hills	221	174	236	152	257	122	339	50	249	142
Huntington Park	1,055	602	993	645	812	742	1,321	359	985	707
Industry	19	16	19	15	20	12	32	4	21	13
Inglewood	7,498	1,935	6,593	2,600	5,670	3,268	8,070	1,325	6,393	3,003
Irwindale	93	42	82	49	63	58	114	26	74	62
La Canada Flintridge	2,341	2,782	3,176	1,969	3,457	1,481	4,166	915	3,130	2,040
La Habra Heights	508	716	615	602	770	404	979	251	601	627
La Mirada	3,314	3,557	3,293	3,569	3,517	3,058	5,476	1,350	3,080	3,832
La Puente	1,430	873	1,288	994	1,181	999	1,876	428	1,183	1,110
La Verne	2,907	2,907	3,473	2,343	3,302	2,232	4,668	1,126	3,297	2,584
Laewood	5,888	6,011	6,027	5,896	5,922	5,536	9,498	2,385	5,658	6,327

Cities	Proposition 107		Proposition 108		Proposition 109		Proposition 110		Proposition 111	
	Yes	No	Yes	No	Yes	No	Yes	No	Yes	No
Lancaster	3,903	6,869	4,838	5,933	4,773	5,706	8,368	2,385	4,638	6,175
Lawndale	1,130	923	1,136	907	941	1,016	1,617	422	1,042	1,012
Lomita	1,347	1,298	1,489	1,163	1,323	1,219	2,141	492	1,362	1,318
Long Beach	38,909	28,084	40,104	26,660	35,817	27,923	53,884	12,569	38,598	28,274
Los Angeles	283,817	148,541	282,730	145,958	234,638	172,496	361,591	66,017	271,079	159,664
Lynwood	2,147	743	1,849	961	1,245	1,477	2,356	518	1,740	1,067
Manhattan Beach	4,290	3,411	5,180	2,558	4,566	2,860	6,562	1,110	4,898	2,838
Maywood	407	220	393	236	307	294	506	126	370	262
Monrovia	2,716	2,381	2,908	2,198	2,855	1,979	4,151	928	2,621	2,507
Montebello	3,634	2,144	3,504	2,241	2,855	2,612	4,606	1,167	3,404	2,348
Monterey Park	3,750	2,535	3,859	2,415	3,197	2,764	5,059	1,219	3,691	2,625
Norwalk	4,645	3,602	4,328	3,889	3,925	3,942	6,554	1,715	3,910	4,384
Palmdale	2,186	3,113	2,553	2,731	2,170	2,968	4,108	1,165	2,451	2,837
Palos Verdes Estates	1,769	1,903	2,327	1,364	2,560	1,002	3,091	571	2,329	1,381
Paramount	1,314	913	1,258	965	1,061	1,044	1,777	449	1,148	1,070
Pasadena	14,138	8,494	15,710	7,002	13,421	8,053	18,968	3,497	15,066	7,707
Pico Rivera	3,887	1,908	3,305	2,395	2,754	2,666	4,771	1,030	3,217	2,559
Pomona	7,991	5,165	8,019	5,064	7,027	5,454	10,820	2,353	7,596	5,705
Rancho Palos Verdes	4,836	4,660	5,879	3,655	5,973	3,184	7,964	1,491	5,600	3,982
Redondo Beach	6,398	5,532	7,213	4,740	6,101	5,316	9,880	2,018	6,868	5,111
Rolling Hills	224	279	308	200	368	120	405	97	295	213
Rolling Hills Estates	926	1,046	1,183	781	1,310	583	1,648	296	1,161	815
Rosemead	1,981	1,355	1,898	1,441	1,764	1,389	2,714	642	1,763	1,630
San Dimas	2,415	2,635	2,787	2,280	2,779	2,066	4,129	906	2,635	2,456
San Fernando	847	624	810	651	784	595	1,189	263	744	698
San Gabriel	2,036	1,931	2,248	1,754	2,222	1,572	3,176	776	2,107	1,875
San Marino	1,391	1,775	2,003	1,202	2,404	681	2,430	698	1,988	1,218
Santa Clarita	6,960	9,070	8,301	7,784	8,078	7,339	12,695	3,280	7,929	8,227
Santa Fe Springs	1,062	725	981	797	811	867	1,390	398	892	893
Santa Monica	13,737	5,688	14,566	4,874	9,873	8,209	16,659	2,455	13,838	5,673
Sierra Madre	1,537	1,297	1,737	1,107	1,730	986	2,394	438	1,647	1,190
Signal Hill	668	481	727	424	645	472	958	182	703	441
South El Monte	739	384	656	439	545	517	929	205	634	496
South Gate	2,937	2,180	2,764	2,304	2,253	2,546	4,138	981	2,690	2,438
South Pasadena	2,892	2,082	3,291	1,724	2,898	1,871	4,103	820	2,855	2,146
Temple City	2,720	2,743	2,811	2,650	3,017	2,152	4,434	991	2,558	2,930
Torrance	11,245	11,117	12,678	9,771	12,444	9,122	18,460	3,860	11,848	10,670
Walnut	1,503	1,297	1,624	1,161	1,497	1,200	2,283	511	1,532	1,289
West Covina	5,684	5,744	5,969	5,407	6,143	4,791	9,296	2,126	5,584	5,930
West Hollywood	4,545	1,271	4,652	1,174	3,051	2,392	5,104	657	4,402	1,433
Westlake Village	830	727	945	617	916	569	1,289	264	940	623
Whittier	6,178	6,135	6,678	5,585	7,048	4,719	10,138	2,159	6,328	6,087

Cities	Proposition 112		Proposition 113		Proposition 114		Proposition 115		Proposition 116	
	Yes	No	Yes	No	Yes	No	Yes	No	Yes	No
Agoura Hills	2,066	963	2,658	383	2,378	681	1,929	1,060	1,807	1,258
Alhambra	5,464	2,905	6,747	1,472	5,821	2,496	4,691	3,568	4,919	3,485
Arcadia	5,527	3,805	8,002	1,284	7,000	2,446	5,934	3,344	4,993	4,371
Artesia	683	479	885	255	851	317	761	412	590	580
Avalon	252	170	310	104	289	130	243	174	237	193
Azusa	1,971	1,370	2,602	710	2,487	915	2,010	1,285	1,772	1,572
Baldwin Park	1,996	1,295	2,507	774	2,480	889	1,952	1,350	1,745	1,579
Bell	680	480	854	284	850	313	714	434	632	541
Bell Gardens	457	397	599	237	561	287	509	338	425	424
Bellflower	3,418	2,433	4,468	1,318	4,205	1,678	3,628	2,217	2,967	2,954
Beverly Hills	5,148	1,825	6,110	798	5,112	1,934	3,527	3,179	5,149	1,848
Bradbury	99	87	155	37	138	59	116	65	88	104
Burbank	8,682	5,360	11,558	2,369	10,333	3,822	8,939	5,028	7,978	6,235
Carson	6,086	3,042	7,061	1,916	6,774	2,371	5,650	3,280	5,863	3,327
Cerritos	3,980	2,385	5,256	1,080	4,660	1,717	4,012	2,308	3,515	2,914
Claremont	4,240	2,893	6,240	836	3,966	3,191	3,352	3,697	5,084	2,087
Commerce	630	327	747	190	716	244	540	376	634	323
Compton	4,254	1,653	4,456	1,281	4,155	1,744	3,575	2,180	4,409	1,514
Covina	3,894	2,418	5,098	1,214	4,880	1,551	4,082	2,217	3,002	3,343
Cudahy	275	204	343	120	356	116	297	171	292	187
Cuiver City	5,145	2,186	6,362	889	5,043	2,265	3,774	3,364	4,977	2,429
Diamond Bar	4,101	2,450	5,457	1,106	5,049	1,620	4,155	2,318	3,663	2,967
Downey	7,481	5,287	10,211	2,490	9,070	3,831	7,577	4,984	6,061	6,697
Duarte	1,464	997	2,015	444	1,831	686	1,476	967	1,319	1,170
El Monte	2,964	1,930	3,780	1,100	3,761	1,232	2,955	1,910	2,542	2,354
El Segundo	1,761	1,066	2,339	448	2,110	745	1,839	976	1,531	1,337
Gardena	3,296	1,707	4,107	876	3,727	1,327	3,107	1,813	3,237	1,822
Glendale	13,305	8,138	17,923	3,360	15,608	5,916	13,842	7,521	12,095	9,623
Glendora	5,152	3,251	6,954	1,420	6,482	2,038	5,618	2,680	4,018	4,433
Hawaiian Gardens	390	300	526	165	498	193	415	272	389	320
Hawthorne	4,282	2,702	5,590	1,327	5,288	1,804	4,294	2,599	3,924	3,180
Hermosa Beach	2,273	1,043	2,856	420	2,284	1,028	1,823	1,452	2,129	1,209
Hidden Hills	261	123	337	42	288	92	235	135	238	140
Huntington Park	1,035	590	1,261	351	1,209	451	965	666	958	667
Industry	21	11	29	4	23	10	20	13	19	18
Inglewood	6,446	2,652	7,328	1,572	6,744	2,352	5,676	3,130	6,349	2,756
Irwindale	75	52	87	40	97	38	79	44	75	51
La Canada Flintridge	3,379	1,629	4,372	580	3,684	1,321	3,358	1,571	2,903	2,138
La Habra Heights	695	493	982	205	846	357	777	394	591	611
La Mirada	3,810	2,858	5,198	1,413	4,808	1,965	4,066	2,559	3,064	3,606
La Puente	1,353	875	1,677	542	1,676	599	1,339	867	1,163	1,070
La Verne	3,717	1,919	4,692	914	4,365	1,338	3,622	1,964	3,282	2,371
Lakewood	6,793	4,713	9,152	2,297	8,678	2,980	7,191	4,281	5,768	5,893



Cities	Proposition 112		Proposition 113		Proposition 114		Proposition 115		Proposition 116	
	Yes	No	Yes	No	Yes	No	Yes	No	Yes	No
Lancaster	5,055	5,449	8,331	2,092	7,018	3,554	6,510	3,995	4,363	6,235
Lawndale	1,170	825	1,553	416	1,401	597	1,228	754	1,080	926
Lomita	1,574	985	2,055	497	1,877	716	1,658	902	1,435	1,163
Long Beach	40,340	23,825	52,700	10,975	46,985	17,625	37,587	26,161	37,899	27,192
Los Angeles	266,732	146,732	343,970	62,287	285,118	126,730	220,695	184,267	266,848	150,504
Lynwood	1,827	926	2,061	597	1,869	881	1,449	1,271	1,767	1,011
Manhattan Beach	5,136	2,354	6,538	896	5,287	2,172	4,386	2,951	4,789	2,725
Maywood	364	247	448	147	437	177	379	212	348	274
Monrovia	2,970	1,932	4,115	795	3,675	1,312	3,048	1,853	2,789	2,176
Montebello	3,549	1,975	4,310	1,111	3,937	1,634	3,043	2,336	3,301	2,281
Monterey Park	3,868	2,179	4,811	1,156	4,238	1,829	3,291	2,640	3,553	2,531
Norwalk	4,631	3,342	5,965	1,972	5,907	2,257	4,581	3,351	4,117	3,905
Palmdale	2,529	2,598	4,073	1,044	3,538	1,640	3,168	1,927	2,335	2,876
Palos Verdes Estates	2,506	1,084	3,164	372	2,649	940	2,369	1,173	2,183	1,428
Paramount	1,262	845	1,568	532	1,552	590	1,281	798	1,196	972
Pasadena	15,028	6,832	18,680	2,784	14,934	6,824	12,024	9,488	14,702	7,485
Pico Rivera	3,474	2,079	4,300	1,239	4,064	1,654	2,986	2,516	3,111	2,450
Pomona	7,934	4,718	10,189	2,410	9,768	3,200	7,663	4,829	7,555	5,100
Rancho Palos Verdes	6,350	2,956	8,028	1,135	6,693	2,557	5,906	3,265	5,507	3,863
Redondo Beach	7,487	4,003	9,818	1,656	8,365	3,257	7,009	4,390	6,732	4,949
Rolling Hills	320	172	436	61	366	129	347	144	292	207
Rolling Hills Estates	1,326	585	1,685	221	1,384	521	1,258	636	1,115	805
Rosemead	1,972	1,256	2,534	691	2,392	901	1,880	1,314	1,729	1,510
San Dimas	3,120	1,833	4,095	834	3,838	1,179	3,224	1,682	2,588	2,360
San Fernando	861	510	1,072	292	1,068	340	877	485	765	644
San Gabriel	2,276	1,541	3,064	694	2,789	1,061	2,476	1,313	2,090	1,753
San Marino	1,793	1,306	2,785	295	2,351	713	2,229	835	1,700	1,427
Santa Clarita	9,337	6,180	12,735	2,737	11,770	3,958	10,168	5,309	7,667	8,035
Santa Fe Springs	988	725	1,305	396	1,271	483	916	796	908	821
Santa Monica	12,255	5,938	15,285	2,582	11,175	7,086	8,009	9,664	14,129	4,937
Sierra Madre	1,757	988	2,407	315	1,925	826	1,595	1,110	1,683	1,088
Signal Hill	725	381	947	158	792	316	638	464	705	426
South El Monte	687	394	810	270	818	306	620	459	629	468
South Gate	2,931	1,992	3,863	1,035	3,711	1,337	2,747	2,175	2,622	2,350
South Pasadena	3,162	1,651	4,087	651	3,124	1,660	2,681	2,056	3,133	1,752
Temple City	3,108	2,135	4,387	841	3,942	1,398	3,307	1,907	2,736	2,591
Torrance	13,746	7,961	18,086	3,430	16,222	5,575	13,964	7,503	11,831	10,066
Walnut	1,738	1,012	2,290	420	2,140	630	1,711	975	1,497	1,239
West Covina	6,933	4,182	9,036	2,053	8,477	2,815	6,894	4,119	5,489	5,666
West Hollywood	3,986	1,521	4,766	668	3,279	2,256	2,194	3,113	4,320	1,263
Westlake Village	1,036	469	1,280	198	1,100	412	951	530	872	639
Whittier	7,209	4,775	9,987	1,998	8,737	3,443	7,371	4,479	6,140	5,873

Titles	Proposition 117		Proposition 118		Proposition 119		Proposition 120		Proposition 121	
	Yes	No	Yes	No	Yes	No	Yes	No	Yes	No
Agoura Hills	2,091	1,039	1,060	2,003	1,147	1,887	1,917	1,151	1,986	1,129
Alhambra	5,249	3,278	2,660	5,802	2,754	5,674	4,930	3,487	4,920	3,587
Arcadia	4,966	4,434	4,027	5,391	4,656	4,763	5,462	4,059	4,654	4,653
Artesia	621	564	386	805	408	795	673	489	586	600
Avalon	274	168	150	285	151	285	259	175	236	200
Azusa	1,817	1,544	1,052	2,332	1,111	2,275	1,896	1,512	1,702	1,590
Baldwin Park	1,900	1,465	973	2,423	924	2,456	1,932	1,464	1,797	1,491
Bell	672	494	348	848	351	847	699	472	626	549
Bell Gardens	481	372	227	644	202	659	486	364	471	390
Bellflower	3,116	2,887	2,086	3,907	2,158	3,865	3,340	2,587	2,639	3,258
Beverly Hills	5,190	1,937	1,776	5,348	1,803	5,275	5,117	1,915	5,425	1,726
Bradbury	107	84	88	101	94	96	99	91	90	91
Burbank	8,226	6,167	4,737	9,590	5,300	8,996	8,325	5,805	7,595	6,652
Carson	4,856	4,336	2,305	6,986	2,250	6,979	5,929	3,223	6,097	3,204
Cerritos	3,497	2,938	2,246	4,154	2,216	4,161	3,916	2,509	3,721	2,771
Claremont	4,833	2,350	2,094	5,080	2,494	4,659	3,701	3,522	4,731	2,344
Commerce	668	300	199	779	173	804	616	347	697	272
Compton	3,024	2,838	1,065	5,048	1,019	5,043	4,059	1,823	4,797	1,211
Covina	3,133	3,203	2,240	4,145	2,479	3,904	3,320	3,119	2,812	3,433
Cudahy	309	169	150	333	137	346	301	175	307	175
Culver City	5,141	2,358	1,875	5,631	1,998	5,487	4,786	2,558	5,015	2,474
Diamond Bar	3,860	2,741	2,616	3,965	2,602	3,942	3,976	2,695	3,612	2,890
Downey	6,763	6,186	4,838	8,194	4,944	8,140	7,166	5,819	5,889	6,808
Duarte	1,332	1,167	821	1,678	953	1,531	1,364	1,177	1,204	1,247
El Monte	2,738	2,192	1,491	3,497	1,558	3,426	2,862	2,137	2,620	2,209
El Segundo	1,543	1,351	1,150	1,712	1,209	1,637	1,679	1,175	1,474	1,403
Gardena	2,810	2,275	1,294	3,885	1,293	3,868	3,344	1,695	3,242	1,869
Glendale	12,270	9,745	8,520	13,269	9,229	12,522	13,401	8,253	11,570	10,232
Glendora	4,092	4,405	3,382	5,065	3,668	4,756	4,525	4,019	3,683	4,640
Hawaiian Gardens	427	288	187	526	190	523	447	259	379	327
Hawthorne	3,981	3,146	2,280	4,778	2,352	4,700	4,316	2,739	3,989	3,146
Hermosa Beach	2,251	1,147	1,044	2,252	1,154	2,145	2,046	1,277	2,110	1,251
Hidden Hills	237	147	175	202	189	181	278	106	253	133
Huntington Park	1,012	629	520	1,130	535	1,114	1,039	639	1,003	620
Industry	19	17	7	28	12	21	25	12	16	16
Inglewood	4,725	4,306	1,864	7,430	1,828	7,397	6,427	2,635	6,774	2,387
Irwindale	76	54	27	110	26	107	83	49	77	47
La Canada Flintridge	2,832	2,287	2,408	2,600	2,752	2,258	3,278	1,747	2,865	2,213
La Habra Heights	610	596	600	592	628	566	680	528	568	609
La Mirada	3,487	3,197	2,617	4,202	2,654	4,180	3,650	3,172	2,957	3,682
La Puente	1,275	953	627	1,641	629	1,635	1,284	987	1,186	1,013
La Verne	3,173	2,527	2,103	3,597	2,247	3,429	3,454	2,291	2,919	2,644
Lakewood	6,274	5,481	3,906	7,868	4,032	7,668	6,879	4,803	5,716	6,009

Cities	Proposition 117		Proposition 118		Proposition 119		Proposition 120		Proposition 121	
	Yes	No	Yes	No	Yes	No	Yes	No	Yes	No
Lancaster	4,564	6,089	3,953	6,645	4,425	6,171	4,953	5,670	5,371	5,311
Lawndale	1,127	906	680	1,329	710	1,290	1,180	821	1,070	950
Lomita	1,426	1,189	927	1,661	948	1,650	1,501	1,071	1,306	1,308
Long Beach	40,250	25,566	21,793	42,926	22,590	41,877	40,534	24,371	37,549	27,815
Los Angeles	265,245	154,995	109,163	312,210	116,907	301,739	266,568	147,064	273,909	146,458
Lynwood	1,362	1,401	600	2,197	592	2,207	1,821	956	1,954	857
Manhattan Beach	4,792	2,864	2,707	4,768	2,983	4,466	4,902	2,584	4,701	2,900
Maywood	426	198	177	436	179	440	363	252	390	228
Monrovia	2,800	2,170	1,805	3,207	1,979	3,036	2,853	2,204	2,531	2,330
Montebello	3,496	2,114	1,494	4,245	1,375	4,309	3,343	2,230	3,577	2,083
Monterey Park	3,823	2,300	1,698	4,484	1,641	4,538	3,528	2,566	3,806	2,381
Norwalk	4,559	3,510	2,402	5,783	2,307	5,893	4,679	3,529	4,023	3,899
Palmdale	2,515	2,735	1,762	3,402	2,009	3,148	2,578	2,604	2,695	2,512
Palos Verdes Estates	2,007	1,628	1,666	1,929	2,013	1,598	2,403	1,179	2,137	1,502
Paramount	1,293	894	646	1,548	666	1,515	1,301	866	1,148	1,026
Pasadena	13,983	8,334	7,320	14,793	9,017	13,050	13,205	8,722	13,740	8,509
Pico Rivera	3,503	2,084	1,445	4,270	1,375	4,363	3,384	2,337	3,455	2,092
Pomona	7,713	5,044	4,250	8,482	4,081	8,637	8,262	4,717	7,339	5,499
Rancho Palos Verdes	5,156	4,260	3,906	5,389	4,571	4,709	6,085	3,229	5,529	3,891
Redondo Beach	7,174	4,671	4,121	7,431	4,354	7,132	6,973	4,691	6,565	5,157
Rolling Hills	276	229	293	202	343	156	316	184	272	224
Rolling Hills Estates	1,043	917	894	1,005	1,037	874	1,271	666	1,075	874
Rosemead	1,877	1,380	945	2,369	903	2,406	1,921	1,377	1,754	1,443
San Dimas	2,681	2,310	1,787	3,171	1,891	3,063	2,781	2,246	2,479	2,414
San Fernando	832	589	422	1,014	442	980	869	530	832	592
San Gabriel	2,057	1,806	1,354	2,535	1,510	2,399	2,231	1,607	1,985	1,894
San Marino	1,401	1,748	1,564	1,497	2,002	1,084	1,888	1,205	1,532	1,600
Santa Clarita	8,666	7,299	6,075	9,643	6,379	9,220	8,807	6,865	8,440	7,435
Santa Fe Springs	1,002	725	489	1,299	445	1,352	992	767	891	816
Santa Monica	14,290	4,959	4,531	14,381	4,971	13,817	11,658	7,048	13,689	5,358
Sierra Madre	1,722	1,088	1,023	1,737	1,191	1,571	1,612	1,130	1,536	1,269
Signal Hill	729	409	344	774	355	764	693	422	674	458
South El Monte	684	415	285	840	276	840	672	448	653	431
South Gate	2,682	2,307	1,454	3,600	1,427	3,616	2,935	2,130	2,628	2,311
South Pasadena	3,111	1,816	1,572	3,272	1,838	2,996	2,857	1,992	3,018	1,914
Temple City	2,818	2,513	1,896	3,456	2,113	3,264	2,946	2,411	2,440	2,808
Torrance	11,394	10,735	8,075	13,891	8,933	12,996	13,403	8,491	11,579	10,489
Walnut	1,597	1,149	1,006	1,710	1,037	1,682	1,613	1,159	1,593	1,117
West Covina	5,678	5,531	3,772	7,488	4,166	7,105	6,147	5,181	5,292	5,668
West Hollywood	4,336	1,308	887	4,909	903	4,860	3,560	1,993	4,191	1,389
Westlake Village	938	600	625	890	647	851	995	520	929	601
Whittier	6,632	5,487	4,675	7,517	5,182	7,034	7,204	5,053	5,836	6,015

Cities	Proposition 122		Proposition 123	
	Yes	No	Yes	No
Agoura Hills	1,772	1,237	1,832	1,122
Alhambra	5,329	3,024	4,945	3,382
Arcadia	4,966	4,365	4,860	4,486
Artesia	626	545	566	605
Avalon	254	181	264	167
Azusa	1,843	1,486	1,749	1,571
Baldwin Park	1,997	1,333	1,894	1,405
Bell	679	467	616	536
Bell Gardens	518	331	472	372
Bellflower	3,076	2,777	2,789	3,038
Beverly Hills	5,568	1,615	5,260	1,734
Bradbury	84	94	80	99
Burbank	8,138	5,968	7,564	6,134
Carson	6,194	2,770	5,882	3,071
Cerritos	3,658	2,586	3,515	2,747
Claremont	4,873	2,203	4,971	2,158
Commerce	733	225	689	263
Compton	4,812	974	4,683	1,098
Covina	3,038	3,240	2,852	3,420
Cudahy	315	146	315	152
Culver City	5,043	2,240	4,965	2,348
Diamond Bar	3,609	2,893	3,723	2,798
Downey	6,659	6,121	6,126	6,647
Duarte	1,311	1,159	1,298	1,168
El Monte	2,816	2,082	2,698	2,165
El Segundo	1,407	1,399	1,467	1,362
Gardena	3,382	1,645	3,199	1,799
Glendale	11,950	9,561	11,370	9,729
Glendora	3,860	4,476	3,791	4,573
Hawaiian Gardens	423	279	375	306
Hawthorne	4,177	2,877	3,965	2,972
Hermosa Beach	1,979	1,306	2,049	1,260
Hidden Hills	245	136	218	149
Huntington Park	1,081	540	1,017	605
Industry	20	13	16	17
Inglewood	6,786	2,125	6,615	2,299
Irwindale	75	46	83	40
La Canada Flintridge	2,759	2,231	2,830	2,075
La Habra Heights	555	621	542	633
La Mirada	3,421	3,241	3,143	3,543
La Puente	1,324	894	1,208	1,010
La Verne	3,101	2,469	3,149	2,446
Lakewood	6,140	5,320	5,915	5,544

Cities  
 Lancaster  
 Lawndale  
 Long Beach  
 Los Angeles  
 Lynwood  
 Manhattan Beach  
 Maywood  
 Monterey  
 Monterey Park  
 Norwalk  
 Palmdale  
 Palms Verde  
 Paramount  
 Pasadena  
 Pomona  
 Rancho Palms Verde  
 Redondo Beach  
 Rolling Hills  
 Rolling Hills East  
 Rosemead  
 San Dimas  
 San Fernando  
 San Gabriel  
 San Marino  
 Santa Anita  
 Santa Fe Springs  
 Santa Monica  
 Santa Rosa  
 South Pasadena  
 Temple City  
 Torrance  
 Walnut  
 West Covina  
 West Hollywood  
 Westlake Village  
 Whittier

Cities	Proposition 122		Proposition 123	
	Yes	No	Yes	No
Lancaster	4,074	6,350	5,561	4,965
Lawndale	1,122	882	1,066	934
Lomita	1,360	1,180	1,309	1,227
Long Beach	40,018	24,538	36,398	25,557
Los Angeles	293,508	131,054	263,490	145,774
Lynwood	1,979	743	1,937	793
Manhattan Beach	4,376	2,985	4,570	2,841
Maywood	415	195	387	219
Monrovia	2,672	2,240	2,713	2,184
Montebello	3,775	1,744	3,563	1,946
Monterey Park	4,078	1,916	3,820	2,186
Norwalk	4,688	3,301	4,194	3,756
Palmdale	2,248	2,862	2,867	2,277
Palos Verdes Estates	1,971	1,517	2,035	1,475
Paramount	1,282	860	1,238	900
Pasadena	13,899	8,070	13,763	7,549
Pico Rivera	3,827	1,803	3,547	2,042
Pomona	8,030	4,909	7,399	4,807
Rancho Palos Verdes	5,184	3,968	5,305	3,866
Redondo Beach	6,540	5,003	6,194	5,156
Rolling Hills	249	225	261	216
Rolling Hills Estates	1,018	863	996	880
Rosemead	1,963	1,288	1,856	1,369
San Dimas	2,500	2,420	2,544	2,379
San Fernando	871	531	786	557
San Gabriel	2,076	1,708	2,061	1,731
San Marino	1,439	1,605	1,846	1,217
Santa Clarita	7,825	7,603	8,999	6,551
Santa Fe Springs	1,052	671	944	774
Santa Monica	14,037	4,743	13,553	5,271
Sierra Madre	1,481	1,225	1,581	1,133
Signal Hill	675	441	669	439
South El Monte	724	367	690	399
South Gate	3,035	1,951	2,510	2,183
South Pasadena	2,940	1,867	3,086	1,722
Temple City	2,712	2,538	2,588	2,661
Torrance	11,791	9,708	11,342	10,217
Walnut	1,513	1,173	1,580	1,127
West Covina	5,767	5,268	5,439	5,579
West Hollywood	4,389	1,180	4,110	1,386
Westlake Village	910	597	896	570
Whittier	6,688	5,240	6,211	5,682

# RESULT OF THE WRITE-IN VOTES CAST

(NOTE: This is a Tabulation of Write-in Votes Only and Not a Complete Result of Votes Cast in this Precinct)

ALL Precincts June 5, 1990 - PRIMARY

Name of Office and Candidate	VOTES RECEIVED	Name of Office and Candidate	VOTES RECEIVED	Name of Office and Candidate	VOTES RECEIVED
Republican Governor					
WILLIAM ALLEN	61				

17014. The precinct board shall sign and post conspicuously on the outside of the polling place a copy of the result of the votes cast. The copy shall remain posted for at least 48 hours after the official time fixed for the closing of the polls.

17024. The precinct board shall immediately transmit, unsealed, to the clerk a statement showing the result of the write-in votes cast at the polling place. It shall be open to public inspection.

29650. Every person is guilty of a misdemeanor who, in a statewide, special, or local election, does any one of the following:

- (a) Removes or defaces any posted copy of the results of votes cast within the period of 48 hours from the official time fixed for the closing of the polls; or
- (b) Delays delivery of or changes the copy of the result of votes cast which is to be delivered to the city or county clerk.

ATTEST:

*Sue Dunbar* Inspector

*John Beland* Judge

*Elaine Morgan* Clerk

\_\_\_\_\_  
Clerk

\_\_\_\_\_  
Clerk

POST WHITE COPY ON OUTSIDE OF POLLING PLACE AND SEND BLUE COPY TO THE CLERK IN APPROPRIATE ENVELOPE