

PRESIDENTIAL GENERAL ELECTION NOVEMBER 3, 1992

01 \*\*\*GRAND TOTALS

\* \* PRESIDENT/VICE PRESIDENT \* \*

	REGISTRATION	BALLOTS CAST	TURNOUT	HOWARD PHILLIPS PRESIDENT-VICE PRES	RON DANIELS P&F	BILL CLINTON DEM	*GEORGE BUSH REP	ANDRE MARROU LIB	ROSS PEROT IND
PLACER COUNTY	113122	93438	82.6	108	79	30783	38298	332	21741
4TH CONGRESSIONAL	113122	93438	82.6	108	79	30783	38298	332	21741
1ST SENATE	113122	93438	82.6	108	79	30783	38298	332	21741
4TH ASSEMBLY	113122	93438	82.6	108	79	30783	38298	332	21741
1ST SUPERVISORIAL 91	24687	19890	80.6	20	8	7102	8011	60	4212
2ND SUPERVISORIAL 91	21924	18644	85.0	17	17	5646	8179	58	4262
3RD SUPERVISORIAL 91	21957	18116	82.5	30	24	6150	6943	63	4403
4TH SUPERVISORIAL 91	22951	19179	83.6	17	9	5462	9059	63	4257
5TH SUPERVISORIAL 91	21603	17609	81.5	24	21	6423	6106	88	4607
AUBURN	7582	6295	83.0	7	6	2279	2316	9	1499
COLFAX	701	540	77.0	1	1	210	165	3	141
LINCOLN	3722	2796	75.1	2	3	979	1105	11	605
ROCKLIN	12823	11523	89.9	11	7	3500	5168	38	2553
ROSEVILLE	29117	23649	81.2	19	11	8162	9787	69	5078
TOWN OF LOOMIS	3579	2898	81.0	7	1	923	1235	9	655
UNINCORPORATED AREA	55598	45737	82.3	61	50	14730	18522	193	11210

PRESIDENTIAL GENERAL ELECTI... NOVEMBER 3, 1992

01 \*\*\*ABSENTEE TOTALS

\* \* PRESIDENT/VICE PRESIDENT \* \*

	REGISTRATION	BALLOTS CAST	TURNOUT	HOWARD PHILLIPS PRESIDENT - VICE PRES. AIP	RON DANIELS P&F	BILL CLINTON DEM	*GEORGE BUSH REP	ANDRE MARROU LIB	ROSS PEROT IND
PLACER COUNTY	113122	21892	19.4	28	20	7490	10053	85	3900
4TH CONGRESSIONAL	113122	21892	19.4	28	20	7490	10053	85	3900
1ST SENATE	113122	21892	19.4	28	20	7490	10053	85	3900
4TH ASSEMBLY	113122	21892	19.4	28	20	7490	10053	85	3900
1ST SUPERVISORIAL 91	24687	4878	19.8	2	2	1855	2128	18	796
2ND SUPERVISORIAL 91	21924	4307	19.6	5	3	1395	2119	17	706
3RD SUPERVISORIAL 91	21957	4914	22.4	11	8	1733	2153	19	913
4TH SUPERVISORIAL 91	22951	4128	18.0	4	2	1222	2110	17	727
5TH SUPERVISORIAL 91	21603	3665	17.0	6	5	1285	1543	14	758
AUBURN	7582	1758	23.2	2	3	618	755	1	350
COLFAX	701	72	10.3	0	0	28	27	0	14
LINCOLN	3722	497	13.4	0	0	192	229	5	65
ROCKLIN	12823	3136	24.5	4	1	1004	1530	11	544
ROSEVILLE	29117	5745	19.7	2	2	2112	2575	21	953
TOWN OF LOOMIS	3579	501	14.0	1	1	176	229	2	85
UNINCORPORATED AREA	55598	10183	18.3	19	13	3360	4708	45	1889

PRESIDENTIAL GENERAL ELECTI... NOVEMBER 3, 1992

01

\* \* PRESIDENT/VICE PRESIDENT \* \*

	REGISTRATION	BALLOTS CAST	TURNOUT	HOWARD PHILLIPS PRESIDENTIAL PREFERENCE	RON DANIELS P	BILL CLINTON D	* GEORGE BUSH R	ANDRE MARROU L	ROSS PERROT I
1100-CP	1100/04	1081	592	54.8	2	0	182	248	1
1101-CP	1101/41	974	605	62.1	0	0	233	231	1
1102-CP	1102/16	935	571	61.2	0	0	182	249	1
1103-CP	1103	805	558	69.3	0	0	169	234	1
1105-CP	1105	735	396	53.9	1	1	169	104	1
1106-CP	1106/40	1217	571	46.9	0	0	189	232	1
1107-CP	1107	551	336	61.0	0	0	127	127	0
1108-CP	1108	675	387	57.3	0	0	169	123	0
1110-CP	1110/38	933	541	58.0	0	0	181	231	1
1111-CP	1111/21	1138	637	56.0	1	1	291	195	1
1112-CP	1112/14	923	573	62.0	0	0	191	237	1
1113-CP	1113	664	404	60.7	0	0	186	137	0
1114-CP	1114	169	616	36.6	0	0	244	221	1
1118-CP	1118	568	327	57.4	0	0	83	145	0
1123-CP	1123	804	481	59.8	5	5	215	123	1
1127-CP	1127	694	360	51.9	0	0	141	107	2
1129-CP	1129/45	1042	605	58.1	0	0	189	222	1
1131-CP	1131/43	1066	692	64.9	0	0	259	262	1
1133-CP	1133	705	383	54.5	1	1	238	114	1
1135-CP	1135	775	516	66.6	0	0	137	240	1
1137-CP	1137	700	451	64.4	0	0	127	220	0
1139-CP	1139/49	1207	727	60.3	1	1	242	270	1
1147-CP	1147	757	520	68.7	0	0	168	223	1
1170-CP	1170	377	249	66.0	0	0	100	99	0
1181-CP	1181	730	499	68.4	0	0	148	225	1
1183-CP	1183	759	576	75.9	0	0	175	252	1
1187-CP	1187	629	477	75.8	0	0	147	231	1
1188-CP	1188	634	422	66.6	0	0	94	206	0
1601-CP	1601/03	806	535	66.4	1	1	144	250	1
1605-CP	1605	318	179	56.6	0	0	93	46	0
2001-CP	2001/03	1122	684	60.9	0	0	230	272	1
2005-CP	2005	690	418	60.6	0	0	167	135	0
2007-CP	2007/11	900	524	58.8	2	2	176	192	1
2009-CP	2009/13	907	589	64.9	0	0	194	234	1
2071-CP	2071	514	363	70.6	0	0	95	167	0
2073-CP	2073/75	690	441	63.9	1	1	116	197	1
2201-CP	2201/22	1039	634	61.1	0	0	185	275	1
2203-CP	2203/15	731	457	62.6	0	0	125	217	0
2205-CP	2205/19	792	525	66.3	1	1	140	249	1
2207-CP	2207	999	668	66.7	1	1	160	322	1
2209-CP	2209	868	583	67.1	0	0	185	324	1
2211-CP	2211/33	1043	668	64.1	0	0	194	258	2
2213-CP	2213	772	558	72.4	1	1	163	236	1
2217-CP	2217	678	431	63.4	1	1	111	203	0
2221-CP	2221	567	413	72.8	0	0	86	227	1
2225-CP	2225	534	340	63.7	0	0	120	123	0
2229-CP	2229	602	311	51.7	0	0	153	73	0
2231-CP	2231	906	569	62.8	0	0	184	228	1
2235-CP	2235	673	420	62.4	0	0	114	201	0
2241-CP	2241	264	179	67.8	0	0	55	66	0

PRESIDENTIAL GENERAL ELECTI... NOVEMBER 3, 1992

\* \* PRESIDENT/VICE PRESIDENT \* \*

	REGISTRATION	BALLOTS CAST	TURNOUT	HOWARD PRESIDENT - VICE PHILLIPS PRES	RON DANIELS P & F	BILL CLINTON DEM	* GEORGE BUSH REP	ANDRE MARROU LIB	ROSS PEROT IND
2243-CP	2243	531	383	0	0	89	189	1	95
2601-CP	2601/03	1103	691	0	0	176	307	1	178
2701-CP	2701	522	353	1	1	103	135	2	104
2705-CP	2705	712	478	1	0	192	194	3	122
2801-CP	2801	433	299	1	0	79	118	0	93
2803-CP	2803/05	551	376	1	0	107	161	1	91
2807-CP	2807/09	548	360	0	0	112	127	0	108
2903-CP	2903/05	826	530	0	0	112	198	1	143
3400-CP	3400/04	622	383	0	0	112	162	1	95
3401-CP	3401	633	356	0	0	121	126	0	100
3402-CP	3402	758	441	0	0	176	155	0	97
3403-CP	3403	677	372	0	1	139	116	0	92
3405-CP	3405/07	876	565	0	0	197	212	1	141
3406-CP	3406	650	466	0	0	134	132	0	89
3408-CP	3408	559	345	0	1	125	106	0	97
3410-CP	3410	441	239	0	1	120	55	0	55
3412-CP	3412	478	293	0	1	129	79	4	73
3414-CP	3414	644	386	0	0	155	126	1	97
3416-CP	3416	403	225	2	0	81	68	0	65
3418-CP	3418/20	750	487	3	0	145	192	0	133
3470-CP	3470	485	308	0	0	92	111	4	91
3471-CP	3471	495	275	2	0	81	105	1	80
3472-CP	3472	522	311	0	0	92	110	1	101
3600-CP	3600	409	276	0	0	69	133	0	63
3601-CP	3601/03	1067	529	1	1	195	173	1	137
3602-CP	3602	432	303	1	1	88	126	1	74
3604-CP	3604	717	452	2	0	126	195	1	114
3605-CP	3605	640	418	0	0	136	142	0	129
3607-CP	3607/09	921	556	1	0	172	211	2	150
3611-CP	3611/13	1178	629	4	0	237	187	4	173
3615-CP	3615/25	564	272	0	0	103	87	1	67
3617-CP	3617	648	373	2	2	108	148	2	101
3619-CP	3619/27	661	401	1	1	155	149	2	74
3621-CP	3621/23	728	460	1	0	117	187	2	145
3705-CP	3705	636	358	0	1	112	132	2	100
3709-CP	3709	581	399	0	0	97	168	1	124
3711-CP	3711	597	363	0	1	115	113	1	118
3800-CP	3800	671	425	0	0	151	156	2	105
3801-CP	3801	714	476	1	0	170	162	2	127
3805-CP	3805	214	140	0	0	40	64	1	28
3900-CP	3900	537	298	0	1	107	104	2	72
4118-CP	4118/20	704	451	0	1	144	167	1	132
4122-CP	4122	799	478	0	0	170	181	0	114
4124-CP	4124/26	925	599	0	0	157	290	3	139
4128-CP	4128	768	496	0	0	138	247	0	102
4130-CP	4130	651	419	0	2	143	174	0	95
4132-CP	4132	748	507	0	0	122	264	1	106
4134-CP	4134	866	560	0	0	154	247	1	149
4136-CP	4136	430	261	0	0	86	119	0	54
4170-CP	4170	592	363	0	0	103	162	1	94

PRESIDENTIAL GENERAL ELECTION NOVEMBER 3, 1992

\* \* PRESIDENT/VICE PRESIDENT \* \*

		REGISTRATION	BALLOTS CAST	TURNOUT	HOWARD PHILLIPS PRESIDENT-VICE PRES * AIP	RON DANIELS P&F	BILL CLINTON DEM	* GEORGE BUSH REP	ANDRE MARRROU LIB	ROSS PEROT IND
4172-CP	4172/76	618	393	63.6	0	0	94	197	0	98
4174-CP	4174/80	488	337	69.1	0	0	85	161	1	88
4188-CP	4188	679	434	63.9	0	1	91	218	0	109
4200-CP	4200	745	497	66.7	0	0	157	234	1	99
4201-CP	4201/07	915	565	61.7	1	0	205	211	2	139
4300-CP	4300	417	286	68.6	0	0	66	152	0	62
4301-CP	4301/13	878	544	62.0	0	0	174	220	0	133
4303-CP	4303/11	1171	753	64.3	0	0	229	309	7	186
4305-CP	4305/07	737	512	69.5	0	0	176	189	0	130
4370-CP	4370/4602	559	356	63.7	0	0	95	170	2	80
4372-CP	4372/74	686	423	63.3	0	0	108	196	4	104
4376-CP	4376	678	437	64.5	0	0	126	203	1	98
4604-CP	4604	447	276	61.7	0	0	85	117	1	67
4606-CP	4606	745	511	68.6	2	2	119	260	0	121
4608-CP	4608/10	803	504	62.8	2	1	124	257	2	115
4612-CP	4612/16	1010	616	61.0	1	0	161	284	1	154
4614-CP	4614/26	919	554	60.3	1	0	121	288	1	136
4618-CP	4618/24	947	605	63.9	1	0	167	286	4	135
4620-CP	4620	496	332	66.6	0	0	84	155	2	84
4622-CP	4622	687	436	63.5	0	0	106	217	0	108
5500-CP	5500	701	468	66.8	1	1	182	138	3	127
5570-CP	5570	560	355	63.4	2	2	117	121	5	100
5571-CP	5571/73	1003	617	61.5	0	2	225	197	0	180
5600-CP	5600	585	383	65.5	1	1	130	133	0	106
5602-CP	5602/10	1015	647	63.7	1	0	238	194	0	207
5608-CP	5608	711	481	67.7	0	0	183	152	6	125
5612-CP	5612	723	481	66.5	1	1	171	171	3	125
5623-CP	5623	359	191	53.2	1	0	44	96	1	46
5700-CP	5700	564	390	69.1	0	0	118	156	5	102
5701-CP	5701	533	364	68.3	0	0	95	145	2	115
5702-CP	5702/04	1031	637	61.8	0	0	222	229	1	173
5703-CP	5703	659	438	66.5	2	0	138	139	4	133
5705-CP	5705	452	329	72.8	1	1	120	106	0	102
5711-CP	5711/13	994	587	59.1	1	4	185	210	2	172
5800-CP	5800/02	920	571	62.1	1	0	210	198	5	144
5804-CP	5804	417	236	56.6	1	0	71	84	1	71
5805-CP	5805	428	290	67.8	2	1	68	129	0	86
5901-CP	5901	769	498	64.8	1	0	181	167	1	136
5902-CP	5902/20	858	529	61.7	0	0	256	125	2	141
5904-CP	5904	715	433	60.6	1	0	175	126	0	125
5905-CP	5905	562	346	61.6	1	0	115	125	1	97
5906-CP	5906	522	333	63.8	1	1	144	67	2	108
5907-CP	5907	573	392	68.4	0	1	130	153	1	101
5908-CP	5908/10	984	625	63.5	1	0	248	187	2	170
5909-CP	5909	471	342	66.2	0	0	111	119	2	75
5912-CP	5912/16	937	570	60.8	0	0	208	185	4	160
5918-CP	5918	595	349	58.7	3	0	160	78	2	102
5922-CP	5922	714	482	67.5	0	0	250	104	4	118
5924-CP	5924	581	391	67.3	1	0	173	106	2	101
5926-CP	5926	572	350	61.2	0	0	131	105	3	107

PRESIDENTIAL GENERAL ELECTI... NOVEMBER 3, 1992

01

\* \* PRESIDENT/VICE PRESIDENT \* \*

		REGISTRATION	BALLOTS CAST	TURNOUT	HOWARD PHILLIPS PRESIDENTIAL VICE PRES	RON DANIELS P & F	BILL CLINTON DEM	* GEORGE BUSH REP	ANDRE MARROU LIB	ROSS PEROT IND
611100-MB	1100/18	89	79	88.8	0	0	22	43	0	13
611103-MB	1103	1	0	0.0	0	0	0	0	0	0
611151-MB	1151/53	2	1	50.0						
616551-MB	1651	11	6	54.5						
616553-MB	1653	11	7	63.6						
616555-MB	1655	31	13	41.9						
616557-MB	1657/59	177	120	67.8	0	0	5	6	0	2
620551-MB	2051	96	84	87.5	0	0	36	62	0	21
620553-MB	2053/51	1	0	0.0	0	0	20	43	0	19
620771-MB	2071/91	32	5	15.6						
620773-MB	2073/75/91	140	86	61.4	0	0	21	46	0	19
620933-MB	2093	66	56	84.8	0	0	15	31	0	9
620955-MB	2095	73	60	82.2	0	0	8	35	0	17
622191-MB	2191/2661	42	33	78.6	0	0	2	18	0	11
622227-MB	2227/45	106	88	83.0	0	0	23	38	1	26
622237-MB	2237/39	7	3	42.9						
622239-MB	2239/2370	104	57	54.8	0	0	17	31	1	8
622247-MB	2247/49/53	190	169	88.9	1	0	52	83	1	30
622291-MB	2291/2661	10	9	90.0						
622295-MB	2295/97	3	2	66.7						
626001-MB	2601	26	14	53.8	0	0	2	10	0	2
626003-MB	2603	8	1	100.0						
626553-MB	2653	35	31	88.6	0	0	7	16	0	8
626555-MB	2655	25	19	76.0	0	0	8	8	1	2
627001-MB	2701/07	57	48	84.2	0	0	10	27	0	10
627007-MB	2707	75	66	88.0	0	0	14	37	0	14
628003-MB	2803/52	128	107	83.6	1	0	46	36	0	22
628111-MB	2811/51	99	79	79.8	0	0	29	31	0	17
628553-MB	2853	0	0	0.0						
628557-MB	2857/59	7	5	71.4						
629000-MB	2900/51	77	63	81.8	0	1	21	25	0	16
634002-MB	3402/51	17	14	82.4	0	0	2	9	0	2
634005-MB	3405	0	0	0.0						
634553-MB	3453	1	1	100.0						
634555-MB	3455	73	64	87.7	0	0	25	22	1	13
634711-MB	3471/3705	59	47	79.7	0	0	17	19	0	11
636002-MB	3602/00	104	99	95.2	0	0	28	36	0	34
636003-MB	3603/05/3490	59	56	94.9	0	0	17	24	3	12
636007-MB	3607/3471	117	59	50.4	0	0	17	17	0	20
636111-MB	3611/17/23	76	45	59.2	0	0	20	14	0	11
636155-MB	3615	108	71	65.7	0	0	24	28	0	15
637001-MB	3701/3805	59	54	91.5	0	0	6	37	0	11
637005-MB	3705/3800	153	36	23.5	0	0	3	23	0	9
637007-MB	3707	84	71	84.5	0	0	23	30	0	18
637009-MB	3709	58	44	75.9	0	0	21	27	0	14
639003-MB	3903/3602	81	61	75.3	0	0	17	31	0	13
640500-MB	4050	213	178	83.6	0	0	61	73	0	42
640721-MB	4072/4178/82	214	162	75.7	0	0	50	67	2	42
640900-MB	4090	18	10	55.6						
640921-MB	4092/4650	139	124	89.2	0	0	22	86	1	15

PRESIDENTIAL GENERAL ELECTION, NOVEMBER 3, 1992

\* \* PRESIDENT/VICE PRESIDENT \* \*

01

		REGISTRATION	BALLOTS CAST	TURNOUT	PRESIDENTIAL PREFERENCE	REP	DEM	REP	LIB	IND
					HOWARD PHILLIPS	RON DANIELS	BILL CLINTON	* GEORGE BUSH	ANDRE MARROU	ROSS PEROT
64134-MB	4134/50/4050	57	52	91.2	0	0	9	30	0	13
64170-MB	4170	0	0	0.0	0	0	0	0	0	0
64172-MB	4172/70/4376	22	20	90.9	0	0	2	14	0	4
64184-MB	4184/86/92	170	165	97.1	0	0	22	110	0	32
64200-MB	4200/52/54	128	99	77.3	0	1	44	36	0	18
64250-MB	4250/56/92	7	4	57.1						
64253-MB	4253	8	7	87.5						
64258-MB	4258	2	2	100.0						
64270-MB	4270/72/90	197	153	77.7	0	1	62	55	0	32
64292-MB	4292/93	10	7	70.0						
64301-MB	4301	24	20	83.3	0	0	7	8	0	5
64303-MB	4303	3	2	66.7						
64309-MB	4309/50/51	140	111	79.3	0	0	44	45	0	20
64352-MB	4352/53/54	72	52	72.2	0	0	24	22	0	6
64354-MB	4354/56	54	48	88.9	0	0	11	16	0	20
64355-MB	4355/57/59	14	13	92.9	0	0	6	6	0	1
64356-MB	4356	20	15	75.0	0	0	5	7	0	3
64358-MB	4358/60	49	41	83.7	0	0	5	30	0	4
64374-MB	4374/76/4170	120	102	85.0	0	0	39	40	0	20
64604-MB	4604/08/4170	182	159	87.4	0	0	26	109	0	21
64606-MB	4606	0	0	0.0	0	0	0	0	0	0
64620-MB	4620/22	0	0	0.0	0	0	0	0	0	0
65550-MB	5550/52	0	0	0.0	0	0	0	0	0	0
65571-MB	5571	30	26	86.7	0	0	8	12	0	6
65590-MB	5590/5851	135	109	80.7	0	0	51	25	1	29
65610-MB	5610	0	0	0.0	0	0	0	0	0	0
65623-MB	5623	3	2	66.7						
65700-MB	5700/02	96	85	88.5	0	0	30	34	0	20
65704-MB	5704/05	2	1	50.0						
65713-MB	5713	7	0	0.0	0	0	0	0	0	0
65751-MB	5751	101	91	90.1	0	0	28	39	1	22
65806-MB	5806	96	76	79.2	0	0	27	36	0	12
65851-MB	5851	0	0	0.0	0	0	0	0	0	0
65853-MB	5853/51/5920	179	136	76.0	0	0	56	46	0	33
65890-MB	5890	65	54	83.1	0	0	26	18	0	9
65904-MB	5904	1	0	0.0	0	0	0	0	0	0
65907-MB	5907	41	31	75.6	0	0	8	14	1	8
65950-MB	5950	6	5	83.3						
65952-MB	5952/50	20	15	75.0	0	0	8	3	1	1
65954-MB	5954/52/50	313	238	76.0	0	0	92	89	1	53
ABSENTEE TOTALS		113122	21892	19.4	28	20	7490	10053	85	3900
GRAND TOTALS		113122	93438	82.6	108	79	30783	38298	332	21741

PRESIDENTIAL GENERAL ELECTION, NOVEMBER 3, 1992

02 \*\*\*GRAND TOTALS

\* \* U. S. SENATOR - FULL AND SHORT TERM \* \*

	REGISTRATION	BALLOTS CAST	TURNOUT	BRUCE HERSCHEIN SOHN U.S. SENATOR - FULL TERM REP	GENEVIEVE TORRES P&F	BARBARA BOXER DEM	JUNE R. GENIS LIB	JEROME M C CREADY AIP	PAUL MEEUWENBERG U.S. SENATOR - SHORT TERM AIP	GERALD HORNE P&F	DIANNE FEINSTEIN DEM	* JOHN SEYMOUR REP	RICHARD BODDIE LIB
PLACER COUNTY	113122	93438	82.6	44813	3297	34905	2193	3532	2920	2109	40511	40497	2518
4TH CONGRESSIONAL	113122	93438	82.6	44813	3297	34905	2193	3532	2920	2109	40511	40497	2518
1ST SENATE	113122	93438	82.6	44813	3297	34905	2193	3532	2920	2109	40511	40497	2518
4TH ASSEMBLY	113122	93438	82.6	44813	3297	34905	2193	3532	2920	2109	40511	40497	2518
1ST SUPERVISORIAL 91	24687	19890	80.6	8987	722	7923	434	759	636	457	9075	8267	431
2ND SUPERVISORIAL 91	21924	18644	85.0	9375	686	6502	421	715	611	404	7473	8571	496
3RD SUPERVISORIAL 91	21957	18116	82.5	8625	620	6873	426	665	589	431	8148	7536	515
4TH SUPERVISORIAL 91	22951	19179	83.6	10141	573	6463	393	680	533	364	7511	9400	450
5TH SUPERVISORIAL 91	21603	17609	81.5	7685	696	7144	519	713	551	453	8304	6723	626
AUBURN	7582	6295	83.0	2864	182	2606	119	195	155	135	3062	2512	141
COLFAX	701	540	77.0	209	20	240	13	33	20	15	256	188	20
LINCOLN	3722	2796	75.1	1225	135	1062	63	132	91	70	1224	1114	71
ROCKLIN	12823	11523	89.9	5797	396	4113	244	386	321	236	4685	5332	279
ROSEVILLE	29117	23649	81.2	11003	824	9183	490	869	702	499	10541	10191	512
TOWN OF LOOMIS	3579	2898	81.0	1385	94	1067	75	140	117	90	1164	1309	87
UNINCORPORATED AREA	55598	45737	82.3	22330	1646	16634	1189	1777	1514	1064	19579	19851	1408



PRESIDENTIAL GENERAL ELECTI.... NOVEMBER 3, 1992

02 \*\*\*ABSENTEE TOTALS

\* \* U. S. SENATOR - FULL AND SHORT TERM \* \*

	REGISTRATION	BALLOTS CAST	TURNOUT	U.S. SENATOR - FULL TERM BRUCE HERSCHEIN SENATOR JOHN	GENEVIEVE TORRES P & F	BARBARA BOXER DEM	JUNE R. GENIS LIB	JEROME M. CREADY AIP	U.S. SENATOR - SHORT TERM PAUL MEEUWENBERG AIP	GERALD HORNE P & F	DIANNE FEINSTEIN DEM	* JOHN SEYMOUR REP	RICHARD BODDIE LIB
PLACER COUNTY	113122	21892	19.4	11689	554	7723	374	677	642	387	8998	10364	559
4TH CONGRESSIONAL	113122	21892	19.4	11689	554	7723	374	677	642	387	8998	10364	559
1ST SENATE	113122	21892	19.4	11689	554	7723	374	677	642	387	8998	10364	559
4TH ASSEMBLY	113122	21892	19.4	11689	554	7723	374	677	642	387	8998	10364	559
1ST SUPERVISORIAL 91	24687	4878	19.8	2441	118	1879	83	153	153	101	2142	2167	107
2ND SUPERVISORIAL 91	21924	4307	19.6	2332	118	1502	71	125	129	65	1688	2097	119
3RD SUPERVISORIAL 91	21957	4914	22.4	2599	129	1753	76	164	151	101	2080	2256	124
4TH SUPERVISORIAL 91	22951	4128	18.0	2405	80	1297	53	110	103	51	1541	2188	84
5TH SUPERVISORIAL 91	21603	3665	17.0	1912	109	1292	91	125	106	69	1547	1656	125
AUBURN	7582	1758	23.2	953	43	624	25	49	41	27	773	812	33
COLFAX	701	72	10.3	31	2	28	1	7	2	2	29	32	2
LINCOLN	3722	497	13.4	255	13	187	5	14	15	8	216	221	10
ROCKLIN	12823	3136	24.5	1682	88	1108	53	82	85	48	1244	1513	92
ROSEVILLE	29117	5745	19.7	2961	140	2127	94	173	163	112	2445	2676	115
TOWN OF LOOMIS	3579	501	14.0	257	4	188	6	19	18	7	201	236	17
UNINCORPORATED AREA	55598	10183	18.3	5550	264	3461	190	333	318	183	4090	4674	290

PRESIDENTIAL GENERAL ELECTION, NOVEMBER 3, 1992

02

\* \* U. S. SENATOR - FULL AND SHORT TERM \* \*

	REGISTRATION	BALLOTS CAST	TURNOUT	U.S. SENATOR FULL TERM	U.S. SENATOR SHORT TERM	PAUL MEEUWENBERG	GERALD HORNER	DIANNE FEINSTEIN	JOHN SEYMOUR	RICHARD BODDIE
				PERCENT	PERCENT	PERCENT	PERCENT	PERCENT	PERCENT	PERCENT
11000-CP	11000/04	1081	592	54.8	278	19	13	244	273	9
11001-CP	11001/41	974	605	62.1	498	27	17	277	240	20
11002-CP	11002/16	933	571	61.1	499	16	10	258	200	9
11003-CP	11003/16	800	558	69.7	441	17	11	254	233	12
11005-CP	11005/40	731	396	54.2	211	16	10	210	118	6
11006-CP	11006/40	1217	571	47.0	260	14	15	225	242	9
11007-CP	11007/38	551	336	60.8	203	8	14	170	126	8
11008-CP	11008/14	667	387	58.0	237	20	15	196	127	12
11010-CP	11010/38	999	541	54.1	263	17	9	235	243	6
11011-CP	11011/14	999	637	63.7	415	14	22	341	190	19
11012-CP	11012/14	999	573	57.3	301	17	15	259	241	12
11013-CP	11013/19	664	404	60.8	250	12	10	218	131	13
11017-CP	11017/19	1169	616	52.7	300	9	10	318	229	10
11018-CP	11018/45	804	327	40.7	133	10	5	137	153	10
11022-CP	11022/43	668	481	72.0	333	17	14	265	199	11
11023-CP	11023/43	804	360	44.8	107	16	24	192	188	10
11027-CP	11027/43	694	605	87.3	416	15	17	315	257	7
11029-CP	11029/43	705	383	54.3	211	17	14	335	233	13
11033-CP	11033/49	700	451	64.4	246	12	8	193	207	13
11035-CP	11035/49	1207	727	60.3	331	10	10	339	308	9
11037-CP	11037/49	700	451	64.4	246	12	8	191	207	13
11047-CP	11047/49	700	451	64.4	246	12	8	191	207	13
11070-CP	11070/89	700	451	64.4	246	12	8	191	207	13
11081-CP	11081/89	700	451	64.4	246	12	8	191	207	13
11083-CP	11083/89	700	451	64.4	246	12	8	191	207	13
11085-CP	11085/89	700	451	64.4	246	12	8	191	207	13
11087-CP	11087/89	700	451	64.4	246	12	8	191	207	13
16001-CP	16001/03	806	422	52.3	220	9	10	148	218	12
16005-CP	16005/03	806	422	52.3	220	9	10	148	218	12
16009-CP	16009/03	806	422	52.3	220	9	10	148	218	12
20001-CP	20001/03	900	418	46.4	192	3	5	110	263	7
20005-CP	20005/11	900	524	58.2	288	10	11	209	143	13
20007-CP	20007/13	900	589	65.4	359	10	10	223	245	10
20009-CP	20009/13	900	589	65.4	359	10	10	223	245	10
20071-CP	20071/75	514	363	70.6	231	16	10	112	198	10
20073-CP	20073/75	514	363	70.6	231	16	10	112	198	10
20077-CP	20077/23	339	634	187.0	444	13	17	243	200	11
20080-CP	20080/19	339	457	134.8	247	12	16	188	174	10
20083-CP	20083/19	339	457	134.8	247	12	16	188	174	10
20086-CP	20086/19	339	457	134.8	247	12	16	188	174	10
20088-CP	20088/19	339	457	134.8	247	12	16	188	174	10
20099-CP	20099/33	433	668	154.3	300	11	13	265	250	12
22007-CP	22007/33	433	668	154.3	300	11	13	265	250	12
22009-CP	22009/33	433	668	154.3	300	11	13	265	250	12
22011-CP	22011/33	433	668	154.3	300	11	13	265	250	12
22013-CP	22013/33	433	668	154.3	300	11	13	265	250	12
22017-CP	22017/33	433	668	154.3	300	11	13	265	250	12
22020-CP	22020/33	433	668	154.3	300	11	13	265	250	12
22021-CP	22021/33	433	668	154.3	300	11	13	265	250	12
22025-CP	22025/33	433	668	154.3	300	11	13	265	250	12
22029-CP	22029/33	433	668	154.3	300	11	13	265	250	12
22031-CP	22031/33	433	668	154.3	300	11	13	265	250	12
22035-CP	22035/33	433	668	154.3	300	11	13	265	250	12
22041-CP	22041/33	433	668	154.3	300	11	13	265	250	12





PRESIDENTIAL GENERAL ELECTION, NOVEMBER 3, 1992

02

\* \* U. S. SENATOR - FULL AND SHORT TERM \* \*

		REGISTRATION	BALLOTS CAST	TURNOUT	U.S. SENATOR FULL TERM	BARBARA BOXER	JUNE R. GENIS	JEROME M. CREADY	PAUL M. WENDT	GERRALD HORNE	DIANNE FEINSTEIN	JOHN SEYMOUR	RICHARD BODDIE	
					REP	DEM	LIB	AIP	TERM	REP	DEM	REP	LIB	
6111000-MB	1100/18	89	79	88.8	49	2	28	0	0	1	0	27	45	2
6111003-MB	1103	1	0	0.0	0	0	0	0	0	0	0	0	0	0
6111555-MB	1151/53	2	1	50.0	0	0	0	0	0	0	0	0	0	0
6165551-MB	1651	11	6	54.5	0	0	0	0	0	0	0	0	0	0
6165553-MB	1653	13	7	63.6	0	0	0	0	0	0	0	0	0	0
6165555-MB	1655	13	13	41.9	0	0	0	0	0	0	0	0	0	0
6165557-MB	1657/59	177	120	67.8	7	0	4	1	0	0	5	7	0	0
6200000-MB	2051	96	84	87.5	65	4	37	0	0	3	40	67	4	0
6200001-MB	2053/51	3	0	0.0	46	5	26	0	0	4	32	40	0	0
6200002-MB	2071/91	32	5	15.0	0	0	0	0	0	0	0	0	0	0
6200003-MB	2073/75/91	140	8	61.4	0	0	0	0	0	0	0	0	0	0
6200004-MB	2093	66	56	84.8	49	3	27	3	0	0	30	46	3	0
6200005-MB	2095	73	60	82.4	34	1	19	0	0	0	19	31	1	0
6219101-MB	2191/2661	42	33	78.8	43	2	11	0	0	0	11	42	2	0
6222227-MB	2227/45	106	88	83.0	19	4	6	4	1	0	9	19	1	0
6222229-MB	2227/39	7	3	42.9	42	6	36	1	2	4	5	37	2	0
6222233-MB	2233/70	104	57	54.8	28	1	21	1	1	0	25	26	2	0
6222247-MB	2247/49/53	190	169	88.9	97	7	57	3	0	2	63	86	2	0
6222291-MB	2291/2661	10	9	90.0	0	0	0	0	0	0	0	0	0	0
6222295-MB	2295/97	3	2	66.7	0	0	0	0	0	0	0	0	0	0
6226001-MB	2601	26	14	53.8	11	0	7	0	0	0	2	12	0	0
6226003-MB	2603	100	8	100.0	0	0	0	0	0	0	0	0	0	0
6226553-MB	2653	33	31	98.8	20	0	9	0	2	1	10	17	1	0
6226555-MB	2655	5	19	76.0	9	0	4	0	1	0	7	8	0	0
6227001-MB	2701/07	55	48	84.2	32	0	15	0	0	0	17	27	0	0
6227007-MB	2707	75	66	88.0	42	2	15	2	0	0	23	36	0	0
6228003-MB	2803/52	128	107	83.6	42	6	50	2	3	0	53	40	0	0
6228111-MB	2811/51	99	79	79.8	40	0	24	1	0	4	35	33	0	0
6228553-MB	2853	0	0	0.0	0	0	0	0	0	0	0	0	0	0
6228557-MB	2857/59	7	5	71.4	0	0	0	0	0	0	0	0	0	0
6229000-MB	2900/51	77	63	81.8	26	4	19	1	0	0	22	27	0	0
6334002-MB	3402/51	17	14	82.4	8	0	3	0	0	0	0	11	0	0
6334005-MB	3405	0	0	0.0	0	0	0	0	0	0	0	0	0	0
6334553-MB	3453	100	1	100.0	0	0	0	0	0	0	0	0	0	0
6334555-MB	3455	73	64	87.7	23	2	27	4	4	1	28	25	0	0
6334771-MB	3471/3705	5	47	79.7	26	0	16	0	0	0	19	18	0	0
6336002-MB	3602/00	104	99	95.2	26	2	33	7	1	0	50	43	0	0
6336003-MB	3603/05/3490	59	56	94.9	33	0	16	2	0	0	34	20	0	0
6336007-MB	3607/3471	117	59	50.4	33	1	11	2	0	0	25	26	0	0
6336111-MB	3611/17/23	76	45	59.2	23	0	15	0	0	0	16	9	0	0
6336155-MB	3615	108	71	65.7	33	0	23	0	0	0	29	29	0	0
6337001-MB	3701/3805	59	54	91.5	33	0	13	0	0	0	10	38	0	0
6337005-MB	3705/3800	53	36	23.5	33	0	3	0	0	0	10	24	0	0
6337007-MB	3707	34	71	84.5	33	0	2	0	0	0	21	44	0	0
6337009-MB	3709	58	44	75.9	33	0	24	0	0	0	24	15	0	0
6339003-MB	3903/3602	81	61	75.3	38	3	16	1	0	0	22	35	0	0
6400500-MB	4050	213	178	83.6	81	4	72	3	7	0	68	64	0	0
6400722-MB	4072/4178/82	214	162	75.7	72	6	71	2	0	0	71	64	0	0
6400900-MB	4090	18	10	55.6	0	0	0	0	0	0	0	0	0	0
6400902-MB	4092/4650	139	124	89.2	88	1	28	3	1	1	38	78	3	0

PRESIDENTIAL GENERAL ELECTI... NOVEMBER 3, 1992

02

\* \* U. S. SENATOR - FULL AND SHORT TERM \* \*

		REGISTRATION	BALLOTS CAST	TURNOUT	U. S. SENATOR - FULL TERM	BRUCE HERRSCHENSOHN	GENEVIEVE TORRES	BARBARA BOXER	JUNE R. GENNIS	JEROME MC CREADY	PAUL MEEUWENBERG	GERALD HORNE	DIANNE FEINSTEIN	* JOHN SNEYMOUR	RICHARD BODDIE
					REP	P & F	DEM	LIB	AIP	TERM	P & F	DEM	REP	LIB	
64134-MB	4134/50/4050	57	52	91.2	29	2	17	0	3	2	1	19	28	0	
64170-MB	4170	20	0	0.0	0	0	0	0	0	0	0	0	0	0	
64172-MB	4172/70/4376	220	20	90.9	17	0	2	0	0	0	0	4	15	0	
64184-MB	4184/88/92	1700	165	97.1	108	0	43	4	2	0	1	46	103	0	
64200-MB	4200/32/54	128	99	77.3	44	0	40	4	6	0	0	0	62	0	
64250-MB	4250/56/92	8	4	57.1											
64253-MB	4253	2	7	87.5											
64258-MB	4258	2	2	100.0											
64270-MB	4270/72/90	197	153	77.7	68	14	48	5	8	4	5	72	56	6	
64292-MB	4292/93	10	7	70.0											
64301-MB	4301	24	20	83.3	13	0	8	0	1	3	0	9	8	0	
64303-MB	4303	3	2	66.7											
64309-MB	4309/50/51	140	111	79.3	50	2	49	4	5	3	4	44	52	3	
64352-MB	4352/53/54	72	52	72.2	19	1	26	2	4	0	0	28	24	0	
64354-MB	4354/56	54	48	88.9	23	1	16	2	4	0	0	17	22	0	
64355-MB	4355/57/59	14	13	92.9	6	0	6	0	1	0	0	8	5	0	
64356-MB	4356	20	15	75.0	7	0	5	0	2	0	0	1	6	0	
64358-MB	4358/60	49	41	83.7	30	1	8	0	1	0	0	4	30	1	
64374-MB	4374/76/4170	120	102	85.0	56	3	36	0	3	0	0	50	42	3	
64604-MB	4604/08/4170	182	159	87.4	113	2	29	4	4	0	0	43	103	3	
64606-MB	4606	0	0	0.0											
64620-MB	4620/22	0	0	0.0											
65550-MB	5550/52	0	0	0.0											
65571-MB	5571	3	26	88.7	13	1	11	0	1	0	0	1	12	0	
65590-MB	5590/5851	135	109	80.7	45	3	49	4	5	0	0	35	39	0	
65610-MB	5610	0	0	0.0											
65623-MB	5623	3	2	66.7											
65700-MB	5700/02	96	85	88.5	41	1	37	0	4	2	3	41	34	2	
65704-MB	5704/05	2	1	50.0											
65713-MB	5713	7	0	0.0											
65751-MB	5751	101	91	90.1	40	0	0	0	0	0	0	0	6	0	
65806-MB	5806	96	76	79.2	31	3	34	3	5	0	0	34	46	0	
65851-MB	5851	0	0	0.0											
65853-MB	5853/51/5920	179	136	76.0	62	0	59	1	3	0	0	67	56	0	
65890-MB	5890	65	54	83.1	22	3	27	1	0	0	0	28	24	0	
65904-MB	5904	1	0	0.0											
65907-MB	5907	41	31	75.6	22	0	8	0	0	1	0	10	16	0	
65950-MB	5950	6	5	83.3											
65952-MB	5952/50	20	15	75.0	3	0	8	2	0	0	0	8	3	2	
65954-MB	5954/52/50	313	238	76.0	93	9	108	8	8	4	8	124	80	11	
ABSENTEE TOTALS		113122	21892	19.4	11689	554	7723	374	677	642	387	8998	10364	559	
GRAND TOTALS		113122	93438	82.6	44813	3297	34905	2193	3532	2920	2109	40511	40497	2518	

PRESIDENTIAL GENERAL ELECTION, NOVEMBER 3, 1992

03 \*\*\*GRAND TOTALS

\* \* U.S. REPRESENTATIVE \* STATE SENATOR - 1ST DIST

\* \* STATE ASSEMBLY - 4TH DISTRICT \* \*

	REGISTRATION	BALLOTS CAST	TURNOUT	PATRICIA MALBERG U.S. REPR. - 4TH DIST. DEM.	PATRICK MCHARGUE LIB	* JOHN DOOLITTLE REP	KENT SMITH STATE SENATOR - 1ST DIST GRN	THOMAS ROMERO DEM	* TIM LEESIE REP	MARK A. NORBERG STATE ASSEMBLY - 4TH DIST DEM	GARY HINES LIB	* DAVID KNOWLES REP
PLACER COUNTY	113122	93438	82.6	40649	3908	44223	6864	29638	49589	29936	7288	47459
4TH CONGRESSIONAL	113122	93438	82.6	40649	3908	44223	6864	29638	49589	29936	7288	47459
1ST SENATE	113122	93438	82.6	40649	3908	44223	6864	29638	49589	29936	7288	47459
4TH ASSEMBLY	113122	93438	82.6	40649	3908	44223	6864	29638	49589	29936	7288	47459
1ST SUPERVISORIAL 91	24687	19890	80.6	8969	809	9063	1177	6879	10278	7115	1359	9566
2ND SUPERVISORIAL 91	21924	18644	85.0	7514	739	9388	1261	5658	10266	5605	1419	9883
3RD SUPERVISORIAL 91	21957	18116	82.5	8430	729	8125	1400	6000	9387	6098	1405	8996
4TH SUPERVISORIAL 91	22951	19179	83.6	7326	760	10245	1150	5209	11433	5317	1272	10849
5TH SUPERVISORIAL 91	21603	17609	81.5	8410	871	7402	1876	5892	8225	5801	1833	8165
AUBURN	7582	6295	83.0	3123	232	2692	464	2212	3207	2214	500	3042
COLFAX	701	540	77.0	269	24	214	63	186	224	214	50	203
LINCOLN	3722	2796	75.1	1225	113	1259	168	940	1416	973	222	1284
ROCKLIN	12823	11523	89.9	4663	438	5805	744	3504	6366	3356	821	6252
ROSEVILLE	29117	23649	81.2	10423	918	11091	1374	7848	12571	8047	1559	11796
TOWN OF LOOMIS	3579	2898	81.0	1201	131	1460	213	939	1575	948	232	1505
UNINCORPORATED AREA	55598	45737	82.3	19745	2052	21702	3838	14009	24230	14184	3904	23377

PRESIDENTIAL GENERAL ELECTION NOVEMBER 3, 1992

03 \*\*\*ABSENTEE TOTALS \* \* U.S. REPRESENTATIVE \* STATE SENATOR - 1ST DIST \* \* STATE ASSEMBLY - 4TH DISTRICT \* \*

	REGISTRATION	BALLOTS CAST	TURNOUT	PATRICIA MALBERG U.S. REPRESENTATIVE - 4TH DIST. DEM	PATRICK MCHARGUE LIB	* JOHN DOOLITTLE REP	KENT SMITH STATE SENATOR - 1ST DIST GRN	THOMAS ROMERO DEM	* TIM LESLIE REP	MARK A. NORBERG STATE ASSEMBLY - 4TH DIST DEM	GARY HINES LIB	* DAVID KNOWLES REP
PLACER COUNTY	113122	21892	19.4	8910	880	11071	1394	6755	12302	7154	1387	11631
4TH CONGRESSIONAL	113122	21892	19.4	8910	880	11071	1394	6755	12302	7154	1387	11631
1ST SENATE	113122	21892	19.4	8910	880	11071	1394	6755	12302	7154	1387	11631
4TH ASSEMBLY	113122	21892	19.4	8910	880	11071	1394	6755	12302	7154	1387	11631
1ST SUPERVISORIAL 91	24687	4878	19.8	2101	200	2327	245	1681	2602	1825	266	2378
2ND SUPERVISORIAL 91	21924	4307	19.6	1710	143	2244	227	1293	2508	1325	268	2374
3RD SUPERVISORIAL 91	21957	4914	22.4	2091	188	2407	338	1598	2701	1674	300	2599
4TH SUPERVISORIAL 91	22951	4128	18.0	1474	168	2332	234	1073	2567	1183	236	2384
5TH SUPERVISORIAL 91	21603	3665	17.0	1534	181	1761	350	1110	1924	1147	317	1896
AUBURN	7582	1758	23.2	753	70	864	135	567	966	602	110	927
COLFAX	701	72	10.3	35	5	28	5	27	31	28	6	29
LINCOLN	3722	497	13.4	211	15	245	24	179	259	202	27	229
ROCKLIN	12823	3136	24.5	1241	108	1630	167	930	1837	935	193	1745
ROSEVILLE	29117	5745	19.7	2398	212	2853	286	1904	3159	2055	296	2918
TOWN OF LOOMIS	3579	501	14.0	209	18	256	31	163	278	176	34	256
UNINCORPORATED AREA	55598	10183	18.3	4063	452	5195	746	2985	5772	3156	721	5527



PRESIDENTIAL GENERAL ELECTION, NOVEMBER 3, 1992

\* \* U.S. REPRESENTATIVE \* STATE SENATOR -- 1ST DIST

\* \* STATE ASSEMBLY - 4TH DISTRICT \* \*

	REGISTRATION	BALLOTS CAST	TURNOUT	PATRICIA MALLBERG U.S. REPRESENTATIVE 4TH DISTRICT	PATRICK M HARGUE LIB	* JOHN DOOLITTLE REP	KENT SMITH STATE SENATOR - 1ST DISTRICT	THOMAS ROMERO DEM	* TIM JUMBE REP	MARK A. NORBERG STATE ASSEMBLY - 4TH DISTRICT	GARY HINES LIB	* DAVID KNOWLES REP
11000	11000/04	1081	592	244	23	289	29	168	346	167	228	331
11001	11001/41	974	605	274	23	277	49	229	392	213	266	293
11002	11002/16	805	571	442	25	90	22	192	308	183	344	297
11003	11003	805	558	225	25	248	32	172	310	187	345	284
11005	11005	731	396	204	26	144	33	175	157	182	345	134
11006	11006/40	1217	571	252	12	273	33	184	296	190	349	272
11007	11007	551	336	176	12	133	16	130	174	143	226	143
11008	11008	673	387	212	14	146	22	153	178	170	226	148
11100	11100/38	933	541	334	22	288	35	165	397	179	349	275
11111	11111/21	1133	637	334	30	244	40	277	350	270	349	225
11112	11112/14	923	573	233	23	258	38	177	319	193	333	300
11113	11113	664	404	212	11	156	17	185	166	181	224	152
11117	11117/19	1169	616	298	25	270	39	244	286	243	422	276
11118	11118	568	327	129	10	168	22	85	190	92	222	180
11122	11122/3	800	481	276	20	159	28	224	194	234	477	160
11229	11229/45	694	360	184	18	200	28	144	138	149	477	115
11311	11311/43	1042	605	304	25	233	48	268	336	277	441	225
11333	11333	1064	692	324	16	299	43	225	351	223	443	338
11335	11335	705	383	203	18	148	17	158	170	170	337	149
11337	11337	775	516	192	27	268	24	142	290	140	337	277
11339	11339/49	700	451	191	17	230	20	119	274	128	355	257
11447	11447	1207	727	325	23	466	49	246	387	252	477	371
11770	11770	757	520	166	24	260	15	166	289	162	440	282
11811	11811	377	249	134	8	98	15	104	117	112	144	109
11813	11813	330	499	199	3	44	15	155	87	148	266	271
11833	11833	759	576	243	26	286	33	180	323	157	406	329
11855	11855/89	629	477	209	20	30	23	153	263	128	288	275
11877	11877	634	422	153	26	22	29	91	274	105	338	245
16001	16001/03	806	535	201	19	75	28	145	312	156	338	295
16005	16005	318	179	99	9	60	14	83	65	95	158	47
20011	20011/03	1128	684	288	29	309	41	222	365	221	400	325
20005	20005	690	418	207	13	170	21	164	193	177	340	168
20007	20007/11	900	524	239	28	115	35	181	251	168	499	230
20009	20009/13	907	589	250	23	273	41	172	316	179	499	289
20711	20711	514	363	118	15	112	21	101	155	104	224	208
20733	20733/75	690	441	166	14	30	29	112	157	120	366	237
22011	22011/22	1039	634	240	24	299	48	198	451	176	455	337
22003	22003/15	731	457	177	12	263	30	158	222	141	333	253
22005	22005/19	792	525	224	25	63	40	217	330	196	333	166
22007	22007	993	668	270	26	55	33	176	388	196	448	385
22009	22009	868	583	258	23	68	34	176	394	186	500	282
22111	22111/33	1043	668	288	32	99	33	244	297	201	750	306
22113	22113	772	558	211	16	23	27	144	303	122	333	227
22117	22117	678	431	166	10	33	22	118	356	108	333	249
22211	22211	567	413	144	17	34	11	101	333	84	333	263
22215	22215	534	340	133	16	22	11	110	333	114	227	153
22219	22219	602	311	162	14	106	26	125	333	136	233	103
22311	22311	906	569	243	25	68	42	198	350	195	477	278
22315	22315	673	420	153	17	24	26	96	350	108	500	245
22411	22411	264	179	67	7	94	17	57	350	59	266	89

PRESIDENTIAL GENERAL ELECT. NOVEMBER 3, 1992

03

\* \* U.S. REPRESENTATIVE \* STATE SENATOR - 1ST DIST

\* \* STATE ASSEMBLY - 4TH DISTRICT \* \*

	REGISTRATION	BALLOTS CAST	TURNOUT	PATRICIA MALBERG U.S. REPRESENTATIVE - 4TH DISTRICT DEM	PATRICK M C HARGUE LIB	JOHN DOOLITTLE REP	KENT SMITH STATE SENATOR - 1ST DIST GRN	THOMAS ROMERO DEM	TIM LESLIE REP	MARK A NORBERG STATE ASSEMBLY - 4TH DISTRICT DEM	GARY HINES LIB	DAVID KNOWLES REP
2243-C/P	2243	531	383	146	15	212	23	92	240	81	20	244
2601-C/P	2601/03	1103	691	233	35	402	59	197	401	186	68	292
2701-C/P	2701	522	353	153	20	163	50	111	184	119	69	169
2705-C/P	2705	712	478	205	31	219	36	159	264	160	45	241
2801-C/P	2801	433	299	111	15	151	33	74	167	77	26	167
2803-C/P	2803/05	551	376	113	14	209	38	98	208	121	33	190
2807-C/P	2807/09	548	360	115	14	188	40	124	178	136	45	172
2903-C/P	2903/05	826	530	125	15	251	55	177	266	175	51	251
3400-C/P	3400/04	622	383	111	10	133	33	110	211	111	24	204
3401-C/P	3401	635	356	111	15	144	33	127	211	111	24	181
3402-C/P	3402	638	441	111	12	144	33	171	215	145	38	204
3403-C/P	3403	677	372	111	16	136	36	138	155	145	32	142
3405-C/P	3405/07	876	565	122	13	250	28	191	303	205	26	285
3406-C/P	3406	650	366	118	11	166	28	130	188	123	36	177
3408-C/P	3408	559	345	120	11	126	29	127	170	125	32	170
3410-C/P	3410	441	339	115	11	99	27	110	80	109	33	73
3412-C/P	3412	478	293	111	11	99	27	140	121	121	33	117
3414-C/P	3414	644	386	122	16	133	33	161	164	162	33	155
3416-C/P	3416	403	225	111	12	87	18	86	114	78	27	101
3418-C/P	3418/20	750	487	216	18	334	26	123	301	127	39	269
3470-C/P	3470	485	308	140	15	137	23	93	166	96	26	157
3471-C/P	3471	495	275	113	10	118	20	93	142	83	26	143
3472-C/P	3472	522	311	116	14	128	27	93	161	107	33	150
3600-C/P	3600	409	276	112	3	128	30	82	147	107	33	150
3601-C/P	3601/03	1067	529	233	32	331	31	174	256	200	42	239
3602-C/P	3602	432	303	122	14	156	16	92	176	90	25	163
3604-C/P	3604	717	452	119	16	216	38	133	248	141	26	241
3605-C/P	3605	640	418	200	15	190	45	141	225	142	33	216
3607-C/P	3607/09	921	556	155	23	250	34	161	301	179	38	292
3611-C/P	3611/13	1178	629	114	27	252	41	236	262	235	62	277
3615-C/P	3615/25	564	272	111	19	193	33	96	119	96	21	197
3617-C/P	3617	648	373	111	22	178	33	119	197	114	30	197
3619-C/P	3619/27	661	401	118	17	179	33	137	189	139	29	187
3621-C/P	3621/23	728	460	118	23	227	33	124	271	119	40	264
3705-C/P	3705	636	358	116	19	152	25	115	172	109	30	178
3709-C/P	3709	581	399	116	22	111	24	104	246	102	30	232
3711-C/P	3711	597	363	118	8	157	24	126	181	122	40	195
3800-C/P	3800	671	425	119	16	180	24	139	184	146	34	222
3801-C/P	3801	714	476	122	20	204	41	166	216	163	40	222
3805-C/P	3805	214	140	65	5	72	10	48	73	41	17	74
3900-C/P	3900	537	298	115	14	112	31	100	134	122	23	113
4118-C/P	4118/20	704	451	223	19	194	27	150	235	164	34	205
4122-C/P	4122	799	478	153	26	204	35	169	243	179	40	217
4124-C/P	4124/26	925	599	223	25	210	46	147	362	153	34	259
4128-C/P	4128	768	496	119	13	173	17	140	300	117	27	207
4130-C/P	4130	651	419	118	17	200	19	119	220	125	17	234
4132-C/P	4132	748	507	180	11	291	20	122	323	109	16	222
4134-C/P	4134	866	560	200	16	291	29	135	325	124	41	308
4136-C/P	4136	430	261	106	2	141	8	71	160	77	13	146
4170-C/P	4170	592	363	129	19	197	29	103	208	105	26	200

PRESIDENTIAL GENERAL ELECT... NOVEMBER 3, 1992

03

\* \* U.S. REPRESENTATIVE \* STATE SENATOR - 1ST DIST \* \* STATE ASSEMBLY - 4TH DISTRICT \* \*

		REGISTRATION	BALLOTS CAST	TURNOUT	PATRICIA MALBERG U.S. REPRESENTATIVE - 4TH DIST.	PATRICK MC HARGUE LIB	JOHN DOOLITTLE REP	KENT SMITH STATE SENATOR - 1ST DIST GRN	THOMAS ROMERO DEM	TIM LESLIE REP	MARK ANORBERG STATE ASSEMBLY - 4TH DIST DEM	GARY HINES LIB	DAVID KNOWLES REP
4172	-CP	4172/76	618	393	63.6	146	13	210	16	252	90	16	250
4174	-CP	4174/80	488	337	69.1	132	12	182	82	215	83	18	208
4188	-CP	4188	679	434	63.9	128	34	248	93	270	97	39	247
4200	-CP	4200	745	497	66.7	205	14	251	158	275	144	38	271
4201	-CP	4201/07	915	565	61.7	252	25	355	209	263	199	55	260
4300	-CP	4300	417	286	68.6	99	11	168	71	189	70	24	175
4301	-CP	4301/13	878	544	62.0	237	27	243	187	277	175	55	259
4303	-CP	4303/11	1171	753	64.3	323	32	376	329	410	243	54	401
4305	-CP	4305/07	737	512	69.5	214	29	256	180	265	187	52	249
4370	-CP	4370/4602	559	356	63.5	126	17	197	22	227	97	29	197
4372	-CP	4372/74	666	423	63.5	166	18	216	115	224	119	29	239
4376	-CP	4376	678	437	64.3	171	12	235	121	255	123	26	243
4604	-CP	4604	447	276	61.7	105	13	138	91	144	82	21	129
4606	-CP	4606	745	511	68.6	176	15	301	93	350	101	28	339
4608	-CP	4608/10	803	504	62.8	178	17	299	120	331	126	27	318
4612	-CP	4612/16	1010	616	61.3	223	29	326	141	389	162	40	451
4614	-CP	4614/26	919	554	60.3	197	8	322	125	353	120	25	346
4618	-CP	4618/24	947	605	63.9	230	13	444	173	374	164	33	499
4620	-CP	4620	496	332	66.5	118	23	176	73	212	69	33	199
4622	-CP	4622	687	436	63.5	168	15	232	109	264	107	32	253
5500	-CP	5500	701	468	66.8	234	19	186	159	193	186	44	174
5570	-CP	5570	560	355	63.4	161	20	153	34	128	132	43	152
5571	-CP	5571/73	1003	617	61.5	299	34	269	73	214	224	72	274
5600	-CP	5600	585	383	65.5	169	22	182	43	128	123	54	183
5602	-CP	5602/10	1015	647	63.7	272	22	280	55	220	211	61	288
5608	-CP	5608	711	481	67.7	246	26	194	41	200	182	39	211
5612	-CP	5612	723	481	66.5	214	21	227	40	159	153	47	240
5623	-CP	5623	359	191	53.2	69	7	109	21	113	49	16	113
5700	-CP	5700	564	390	69.1	177	10	181	118	201	130	21	193
5701	-CP	5701	533	364	68.3	160	15	171	97	198	94	27	203
5702	-CP	5702/04	1031	637	61.8	288	33	283	223	297	202	59	255
5703	-CP	5703	659	438	66.5	203	18	194	55	222	149	36	133
5705	-CP	5705	452	329	72.9	163	13	130	44	151	112	42	151
5711	-CP	5711/13	994	587	59.1	163	28	244	50	194	166	42	289
5800	-CP	5800/02	920	571	62.1	274	26	250	74	211	201	67	261
5804	-CP	5804	417	236	56.6	122	11	95	26	109	90	23	109
5805	-CP	5805	428	290	67.8	118	19	142	23	179	73	20	178
5901	-CP	5901	769	498	64.8	244	17	217	45	239	166	42	240
5902	-CP	5902/20	858	529	61.7	228	27	139	78	193	171	72	197
5904	-CP	5904	715	433	60.6	220	21	162	34	171	148	55	172
5905	-CP	5905	562	346	61.6	157	17	156	106	124	109	28	182
5906	-CP	5906	522	333	63.8	179	26	110	44	130	115	58	111
5907	-CP	5907	573	392	68.4	202	10	170	34	133	127	30	205
5908	-CP	5908/10	984	625	63.5	307	37	224	75	252	222	90	235
5909	-CP	5909	471	312	66.5	152	12	141	25	100	106	21	160
5912	-CP	5912/16	937	570	60.8	309	33	201	65	189	178	51	268
5918	-CP	5918	595	349	58.8	213	21	90	64	133	116	57	121
5922	-CP	5922	714	482	67.5	296	27	111	33	193	116	79	130
5924	-CP	5924	581	391	67.3	221	23	118	48	149	128	55	139
5926	-CP	5926	572	350	61.2	190	13	135	39	152	112	46	160

PRESIDENTIAL GENERAL ELECT., NOVEMBER 3, 1992

03

\* \* U.S. REPRESENTATIVE \* STATE SENATOR - 1ST DIST \* \* STATE ASSEMBLY - 4TH DISTRICT \* \*

		REGISTRATION	BALLOTS CAST	TURNOUT	PATRICIA MALBERG U.S. REPRESENTATIVE - 4TH DIST.	PATRICK MCHARGUE LIB	* JOHN DOOLITTLE REP	KENT SMITH STATE SENATOR - 1ST DIST GRN	THOMAS ROMERO DEM	* TIM LESLIE REP	MARK ANONBERG STATE ASSEMBLY - 4TH DIST DEM	GARY HINES LIB	* DAVID KNOWLES REP
61100-MB	1100/18	89	79	88.8	32	1	44	4	20	51	23	1	48
61103-MB	1103	1	0	0.0	0	0	0	0	0	0	0	0	0
61151-MB	1151/53	2	1	50.0	0	0	0	0	0	0	0	0	0
61651-MB	1651	11	6	54.5	0	0	0	0	0	0	0	0	0
61653-MB	1653	11	7	63.6	0	0	0	0	0	0	0	0	0
61655-MB	1655	31	13	41.9	0	0	0	0	0	0	0	0	0
61657-MB	1657/59	177	120	67.8	43	4	66	7	35	68	4	10	8
62051-MB	2051	96	84	87.5	30	5	47	6	22	46	31	5	68
62053-MB	2053/51	1	0	0.0	0	0	0	0	0	0	0	0	43
62071-MB	2071/91	32	5	15.6	0	0	0	0	0	0	0	0	0
62073-MB	2073/75/91	140	86	61.4	31	2	45	9	21	48	18	10	46
62093-MB	2093	66	56	84.8	24	3	27	2	18	33	21	2	30
62095-MB	2095	73	60	82.2	19	3	37	4	14	37	14	4	37
62191-MB	2191/2661	42	33	78.0	6	2	24	3	6	21	7	4	20
62227-MB	2227/45	106	88	83.0	41	5	37	10	28	42	27	12	40
62237-MB	2237/39	7	3	42.9	0	0	0	0	0	0	0	0	0
62239-MB	2239/2370	104	57	54.8	22	2	30	4	20	30	17	10	27
62247-MB	2247/49/53	190	169	88.9	62	6	89	6	50	92	42	12	96
62291-MB	2291/2661	10	9	90.0	0	0	0	0	0	0	0	0	0
62295-MB	2295/97	3	2	66.7	0	0	0	0	0	0	0	0	0
62601-MB	2601	26	14	53.8	0	0	0	0	0	0	0	0	0
62603-MB	2603	8	8	100.0	0	0	0	0	0	0	0	0	0
62653-MB	2653	35	31	88.6	13	1	16	2	9	19	9	5	15
62655-MB	2655	25	19	76.0	5	2	11	5	3	11	4	6	8
62701-MB	2701/07	37	48	84.2	14	1	30	5	12	32	11	4	31
62707-MB	2707	75	66	88.0	22	4	37	15	15	41	17	2	43
62803-MB	2803/52	128	107	83.6	51	4	45	13	34	52	42	7	47
62811-MB	2811/51	99	79	79.8	34	6	36	3	28	43	19	10	47
62853-MB	2853	0	0	0.0	0	0	0	0	0	0	0	0	0
62857-MB	2857/59	7	5	71.4	0	0	0	0	0	0	0	0	0
62900-MB	2900/51	77	63	81.8	26	2	33	5	28	27	18	8	33
63402-MB	3402/51	17	14	82.4	2	1	11	0	3	11	2	0	11
63405-MB	3405	0	0	0.0	0	0	0	0	0	0	0	0	0
63453-MB	3453	1	1	100.0	0	0	0	0	0	0	0	0	0
63455-MB	3455	73	64	87.7	37	4	19	3	28	26	24	7	26
63471-MB	3471/3705	59	47	79.7	20	0	21	6	11	22	13	4	21
63602-MB	3602/00	104	99	95.2	46	6	44	16	30	46	27	15	43
63603-MB	3603/05/3490	59	56	94.9	27	0	24	4	21	29	26	3	24
63607-MB	3607/3471	117	59	50.4	26	2	30	4	16	36	17	3	33
63611-MB	3611/17/23	76	45	59.2	19	1	22	5	16	22	17	6	18
63615-MB	3615	108	71	65.7	24	4	34	4	25	34	23	5	30
63701-MB	3701/3805	59	54	91.5	15	1	35	5	7	41	6	4	40
63705-MB	3705/3800	153	36	23.5	11	1	22	0	4	29	3	1	28
63707-MB	3707	84	71	84.5	28	5	37	7	23	38	25	8	34
63709-MB	3709	58	44	75.9	25	1	34	3	21	39	23	3	14
63903-MB	3903/3602	81	61	75.3	23	3	34	5	11	43	20	2	31
64050-MB	4050	213	178	83.6	79	7	82	17	56	84	43	22	93
64072-MB	4072/4178/82	162	162	75.7	76	6	72	7	53	92	57	8	85
64090-MB	4090	18	10	55.6	0	0	0	0	0	0	0	0	0
64092-MB	4092/4650	139	124	89.2	37	2	85	2	18	96	15	5	96

PRESIDENTIAL GENERAL ELECT NOVEMBER 3, 1992

03

\* \* U.S. REPRESENTATIVE \* STATE SENATOR - 1ST DIST \* \* STATE ASSEMBLY - 4TH DISTRICT \* \*

		REGISTRATION	BALLOTS CAST	TURNOUT	U.S. REPRESENTATIVE - 4TH DISTRICT	PATRICK MC HARRGUE LIB	* JOHN DOOLITTLE REP	KENT SMITH STATE SENATOR - 1ST DIST GRN	THOMAS ROMERO DEM	* TIM LESLIE REP	MARK A. NORBERG STATE ASSEMBLY - 4TH DISTRICT DEM	GARY HINES LIB	* DAVID KNOWLES REP
64134-MB	4134/50/4050	57	52	91.2	20	4	28	2	11	33	12	2	34
64170-MB	4170	0	0	0.0	0	0	0	0	0	0	0	0	0
64172-MB	4172/70/4376	22	20	90.9	3	1	15	2	0	16	1	0	16
64184-MB	4184/86/92	170	165	97.1	40	7	112	3	22	124	21	18	118
64200-MB	4200/52/54	128	99	77.3	44	4	47	16	28	46	14	11	46
64250-MB	4250/56/92	7	4	57.1									
64253-MB	4253	7	7	87.5									
64258-MB	4258	2	2	100.0									
64270-MB	4270/72/90	197	153	77.7	71	8	66	17	61	61	65	15	60
64292-MB	4292/93	10	7	70.0									
64301-MB	4301	24	20	83.3	10	1	9	2	7	10	6	1	13
64303-MB	4303	3	2	66.7									
64309-MB	4309/50/51	140	111	79.3	42	7	59	11	41	55	42	4	55
64352-MB	4352/53/54	72	52	72.2	29	2	20	11	22	25	20	1	28
64354-MB	4354/56	54	48	88.9	15	2	28	5	11	25	12	1	28
64355-MB	4355/57/59	14	13	92.9	9	2	4	2	5	6	7	1	7
64356-MB	4356	20	15	75.0	4	2	8	2	3	7	2	2	7
64358-MB	4358/60	49	41	83.7	10	4	31	4	10	30	8	5	27
64374-MB	4374/76/4170	120	102	85.0	50	4	47	4	38	53	44	5	45
64604-MB	4604/08/4170	182	159	87.4	37	7	107	8	28	113	29	9	108
64606-MB	4606	0	0	0.0	0	0	0	0	0	0	0	0	0
64620-MB	4620/22	0	0	0.0	0	0	0	0	0	0	0	0	0
65550-MB	5550/52	0	0	0.0	0	0	0	0	0	0	0	0	0
65571-MB	5571	30	26	86.7	11	2	13	8	4	13	7	4	14
65590-MB	5590/5851	135	109	80.7	56	8	42	15	50	39	45	18	41
65610-MB	5610	0	0	0.0	0	0	0	0	0	0	0	0	0
65623-MB	5623	3	2	66.7									
65700-MB	5700/02	96	85	88.5	38	7	38	8	32	43	29	11	42
65704-MB	5704/05	1	1	100.0									
65713-MB	5713	7	0	0.0									
65751-MB	5751	101	91	90.1	40	4	44	11	20	53	31	6	47
65806-MB	5806	96	76	79.2	33	3	35	8	17	42	21	7	38
65851-MB	5851	0	0	0.0	0	0	0	0	0	0	0	0	0
65853-MB	5853/51/5920	179	136	76.0	64	5	60	19	43	60	45	19	59
65890-MB	5890	65	54	83.3	33	0	21	3	26	25	19	4	28
65904-MB	5904	1	0	0.0	0	0	0	0	0	0	0	0	0
65907-MB	5907	41	31	75.6	9	0	19	5	5	18	8	0	22
65950-MB	5950	6	5	83.3									
65952-MB	5952/50	20	15	75.0	7	2	3	3	5	5	5	3	5
65954-MB	5954/52/50	313	238	76.0	114	13	100	29	90	96	82	36	99
ABSENTEE TOTALS		113122	21892	19.4	8910	880	11071	1394	6755	12302	7154	1387	11631
GRAND TOTALS		113122	93438	82.6	40649	3908	44223	6864	29638	49589	29936	7288	47459

PRESIDENTIAL GENERAL ELECTION, NOVEMBER 3, 1992

04 \*\*\*GRAND TOTALS

\*\* PLACER COUNTY BOARD OF EDUCATION

AREAS 1, 2, & 5

	REGISTRATION	BALLOTS CAST	TURNOUT	PLACER CO. - B.D. - OAFREED.1 KENNETH SAHL	* JOHN MAHAN	PLACER CO. - B.D. - OAFREED.2 PAM ULMER	* HAROLD WEAVER	PLACER CO. - B.D. - OAFREED.5 SCOTT GNILE	* JIMMY KUWATA
PLACER COUNTY	72267	59623	82.5	10429	9024	9337	7437	7803	7028
4TH CONGRESSIONAL	72267	59623	82.5	10429	9024	9337	7437	7803	7028
1ST SENATE	72267	59623	82.5	10429	9024	9337	7437	7803	7028
4TH ASSEMBLY	72267	59623	82.5	10429	9024	9337	7437	7803	7028
1ST SUPERVISORIAL 91	24139	19400	80.4	8793	7758				
2ND SUPERVISORIAL 91	18761	15904	84.8	12	23			7088	6416
3RD SUPERVISORIAL 91	19813	16362	82.6			7732	6404	38	23
4TH SUPERVISORIAL 91	5961	4914	82.4	1624	1243			677	589
5TH SUPERVISORIAL 91	3593	3043	84.7			1605	1033		
AUBURN	7582	6290	83.0			2741	2764		
LINCOLN	3722	2791	75.0					1276	1177
ROCKLIN	12691	11341	89.4					4850	4606
ROSEVILLE	27012	21808	80.7	9982	8595				
TOWN OF LOOMIS	14	13	92.9					3	8
UNINCORPORATED AREA	21246	17380	81.8	447	429	6596	4673	1674	1237

PRESIDENTIAL GENERAL ELECTION, NOVEMBER 3, 1992

04 \*\*\*ABSENTEE TOTALS

\* \* PLACER COUNTY BOARD OF EDUCATION

AREAS 1, 2, & 5

	REGISTRATION	BALLOTS CAST	TURNOUT	PLACER CO. BOARD OF EDUCATION - 1 KENNETH SAHL	* JOHN MAHAN	PLACER CO. BOARD OF EDUCATION - 2 PAM ULMER	* HAROLD WEAVER	PLACER CO. BOARD OF EDUCATION - 5 SCOTT GNILE	* JIMMY KUWATA
PLACER COUNTY	72267	14714	20.4	2504	2231	2297	2231	1645	1787
4TH CONGRESSIONAL	72267	14714	20.4	2504	2231	2297	2231	1645	1787
1ST SENATE	72267	14714	20.4	2504	2231	2297	2231	1645	1787
4TH ASSEMBLY	72267	14714	20.4	2504	2231	2297	2231	1645	1787
1ST SUPERVISORIAL 91	24139	4711	19.5	2154	1921				
2ND SUPERVISORIAL 91	18761	3744	20.0	0	0			1541	1666
3RD SUPERVISORIAL 91	19813	4524	22.8			1956	1991	0	0
4TH SUPERVISORIAL 91	5961	1046	17.5	350	310			104	121
5TH SUPERVISORIAL 91	3593	689	19.2			341	240		
AUBURN	7582	1752	23.1			686	872		
LINCOLN	3722	492	13.2					196	246
ROCKLIN	12691	3073	24.2					1216	1370
ROSEVILLE	27012	5284	19.6	2411	2157				
TOWN OF LOOMIS	14	0	0.0					0	0
UNINCORPORATED AREA	21246	4113	19.4	93	74	1611	1359	233	171







PRESIDENTIAL GENERAL ELECTION, NOVEMBER 3, 1992

04

\* \* PLACER COUNTY BOARD OF EDUCATION

AREAS 1, 2, & 5

REGISTRATION	BALLOTS CAST	TURNOUT	PLACER CO. B.D. OAFREED.1	KENNETH SAHL	* JOHN MAHAN	PLACER CO. B.D. OAFREED.2	PAM ULMER	* HAROLD WEAVER	PLACER CO. B.D. OAFREED.5	SCOTT GNILE	* JIMMY KUWATA
62095-MB 2095	73	59									
62191-MB 2191/2661	42	33									
62227-MB 2227/45	106	79	12		17				37		15
62237-MB 2237/39	77	33							34		34
62247-MB 2247/49/53	190	153							55		76
62291-MB 2291/2661	10	9									
62295-MB 2295/97	3	2									
62601-MB 2601	26	14									
62603-MB 2603	8	8									
62701-MB 2701/07	57	49									
62707-MB 2707	75	64							21		18
63402-MB 3402/51	17	14							26		33
63405-MB 3405	0	0					7		3		
63453-MB 3453	1	1					0		0		
63455-MB 3455	73	64									
63471-MB 3471/3705	59	47					32		26		
63603-MB 3603/05/3490	59	63					18		21		
63607-MB 3607/3471	117	94					33		22		
63611-MB 3611/17/23	76	45					57		22		
63615-MB 3615	108	71					23		17		
63705-MB 3705/3800	153	36					24		32		
63707-MB 3707	84	71					23		9		
63709-MB 3709	58	44					19		21	38	23
64050-MB 4050	209	174									
64090-MB 4090	18	10	67		73						
64170-MB 4170	0	0	3		4						
64253-MB 4253	4	3								0	0
64258-MB 4258	2	2									
64270-MB 4270/72/90	197	153									
64292-MB 4292/93	10	7								79	53
64355-MB 4355/57/59	14	13									
65610-MB 5610	0	0								3	8
65623-MB 5623	3	2					0		0		
65751-MB 5751	101	91									
65806-MB 5806	96	76									
ABSENTEE TOTALS	72267	14714					42		26		
GRAND TOTALS	72267	59623	2504	2231		9337	2231	1645	1787		
			10429	9024			7437	7803	7028		

PRESIDENTIAL GENERAL ELECT... NOVEMBER 3, 1992

05 \*\*\*GRAND TOTALS


\* \* LOS RIOS COMMUNITY COLLEGE \* \*

	REGISTRATION	BALLOTS CAST	TURNOUT	LOS RIOS R I O S R I O S C O S T M T E E C O A L R L E A G E 1	ERNEST F E L I C I A N O	ANN B L A C K W O O D	* A L A N C L A R K E	C H A R L E S W O O D
PLACER COUNTY	233	152	65.2	9	54	40	18	
4TH CONGRESSIONAL	233	152	65.2	9	54	40	18	
1ST SENATE	233	152	65.2	9	54	40	18	
4TH ASSEMBLY	233	152	65.2	9	54	40	18	
1ST SUPERVISORIAL 91	208	134	64.4	8	48	35	16	
2ND SUPERVISORIAL 91	25	18	72.0	1	6	5	2	
UNINCORPORATED AREA	233	152	65.2	9	54	40	18	

PRESIDENTIAL GENERAL ELECT NOVEMBER 3, 1992

05 \*\*\*ABSENTEE TOTALS

\* \* LOS RIOS COMMUNITY COLLEGE \* \*

	REGISTRATION	BALLOTS CAST	TURNOUT	LOS RIOS REGISTERED COUNTEE COALITION LEADER	ERNEST FELICIANO	ANN BLACKWOOD	* ALAN CLARKE	CHARLES WOOD
PLACER COUNTY	233	1	0.4					
4TH CONGRESSIONAL	233	1	0.4					
1ST SENATE	233	1	0.4					
4TH ASSEMBLY	233	1	0.4					
1ST SUPERVISORIAL 91	208	1	0.5					
2ND SUPERVISORIAL 91	25	0	0.0					
UNINCORPORATED AREA	233	1	0.4					

PRESIDENTIAL GENERAL ELECTION, NOVEMBER 3, 1992

\* \* LOS RIOS COMMUNITY COLLEGE \* \*

05

	REGISTRATION	BALLOTS CAST	TURNOUT	LOS RIOS COMMUNITY COLLEGE	FERNEST FELICIANO	ANN BLACKWOOD	* ALAN CLARKE	CHARLES WOOD
61655-MB 1655	31	13	41.9	0	8	1	1	
81657-MB 1657/59	177	120	67.8	7	40	34	15	
62655-MB 2655	25	18	72.0	1	6	5	2	
ABSENTEE TOTALS	233	1	0.4					
GRAND TOTALS	233	152	65.2	9	54	40	18	

PRESIDENTIAL GENERAL ELECTION, NOVEMBER 3, 1992

06 \*\*\*GRAND TOTALS

\* \* SIERRA JT. COMMUNITY COLLEGE - AREAS 4 & 7 \* \*

	REGISTRATION	BALLOTS CAST	TURNOUT	SIERRA JT. TRUSTEE COURTNEY COLE G4	HELEN FLORANCE	KELLI GNILE	SALLY ROBISON	TONY MARK	*ROBERT HANSEN	SIERRA JT. TRUSTEE WAYNE SUMMERS COLE G7	*DAVID PARKER
PLACER COUNTY	112823	89843	79.6	16020	9447	18450	8082	19916	26229	41861	
4TH CONGRESSIONAL	112823	89843	79.6	16020	9447	18450	8082	19916	26229	41861	
1ST SENATE	112823	89843	79.6	16020	9447	18450	8082	19916	26229	41861	
4TH ASSEMBLY	112823	89843	79.6	16020	9447	18450	8082	19916	26229	41861	
1ST SUPERVISORIAL 91	24479	19069	77.9	4889	1472	3940	1593	3494	5555	9182	
2ND SUPERVISORIAL 91	21833	18141	83.1	3014	2555	3583	1660	4423	5394	8707	
3RD SUPERVISORIAL 91	21957	17114	77.9	2155	1918	3681	1637	4073	5071	7747	
4TH SUPERVISORIAL 91	22951	18955	82.6	3887	1806	3314	1667	4503	5377	8638	
5TH SUPERVISORIAL 91	21603	16564	76.7	2075	1696	3932	1525	3423	4832	7587	
AUBURN	7582	5959	78.6	763	593	1277	555	1474	1720	2750	
COLFAX	701	562	80.2	89	59	146	42	115	178	260	
LINCOLN	3722	2701	72.6	427	383	578	280	625	807	1376	
ROCKLIN	12823	11443	89.2	2006	1523	2270	1034	2741	3265	5503	
ROSEVILLE	29117	22831	78.4	5833	1714	4610	1989	4140	6599	10986	
TOWN OF LOOMIS	3579	2905	81.2	639	271	585	210	771	841	1391	
UNINCORPORATED AREA	55299	43442	78.6	6263	4904	8984	3972	10050	12819	19595	

PRESIDENTIAL GENERAL ELECTI... NOVEMBER 3, 1992

06 \*\*\*ABSENTEE TOTALS

\* \* SIERRA JT. COMMUNITY COLLEGE - AREAS 4 & 7 \* \*

	REGISTRATION	BALLOTS CAST	TURNOUT	SIERRA JT. TRUCOSMTEE COARLEAGE4	HELEN FLORANCE	KELLI GNILE	SALLY ROBINSON	TONY MARK	*ROBERT HANSEN	SIERRA JT. TRUCOSMTEE COARLEAGE7	WAYNE SUMMERS	*DAVID PARKER
PLACER COUNTY	112823	19531	17.3	3716	2041	3667	1652	5265	5857	9379		
4TH CONGRESSIONAL	112823	19531	17.3	3716	2041	3667	1652	5265	5857	9379		
1ST SENATE	112823	19531	17.3	3716	2041	3667	1652	5265	5857	9379		
4TH ASSEMBLY	112823	19531	17.3	3716	2041	3667	1652	5265	5857	9379		
1ST SUPERVISORIAL 91	24479	4230	17.3	1285	310	741	306	991	1243	2176		
2ND SUPERVISORIAL 91	21833	4076	18.7	613	546	791	337	1185	1238	2057		
3RD SUPERVISORIAL 91	21957	4119	18.8	545	465	852	353	1236	1227	1965		
4TH SUPERVISORIAL 91	22951	4013	17.5	822	375	645	354	1073	1146	1706		
5TH SUPERVISORIAL 91	21603	3093	14.3	451	345	638	302	780	1003	1475		
AUBURN	7582	1445	19.1	196	147	285	133	453	443	697		
COLFAX	701	95	13.6	17	6	24	9	25	20	39		
LINCOLN	3722	441	11.8	74	52	86	43	143	125	239		
ROCKLIN	12823	3073	24.0	465	404	631	246	868	923	1557		
ROSEVILLE	29117	5063	17.4	1486	388	877	399	1176	1516	2531		
TOWN OF LOOMIS	3579	497	13.9	118	39	89	29	150	132	223		
UNINCORPORATED AREA	55299	8917	16.1	1360	1005	1675	793	2450	2698	4093		

PRESIDENTIAL GENERAL ELECT... NOVEMBER 3, 1992

\* \* SIERRA JT. COMMUNITY COLLEGE - AREAS 4 & 7 \* \*

06

		REGISTRATION	BALLOTS CAST	TURNOUT	SIERRA JT. TRUSTEE COALITION E4	HELEN FLORANCE KELLY	SALLY ROBINSON	TONY MARK	ROBERT HANSEN	SIERRA JT. TRUSTEE COALITION E7	WAYNE SUMMERS	DAVID PARKER
1100	-CP	1100/04	1081	593	54.9	147	47	120	49	100	163	270
1101	-CP	1101/41	974	604	62.0	133	51	132	54	88	183	270
1102	-CP	1102/16	935	570	61.0	111	48	131	62	89	166	248
1103	-CP	1103	805	558	69.0	135	63	126	59	65	177	264
1105	-CP	1105	731	596	81.5	108	20	119	23	63	106	210
1106	-CP	1106/40	1217	571	46.9	123	41	131	41	108	166	268
1107	-CP	1107	551	336	61.1	97	17	66	27	72	90	181
1108	-CP	1108	675	387	57.3	99	29	90	24	90	111	189
1110	-CP	1110/38	933	542	58.1	143	36	108	43	102	170	261
1111	-CP	1111/21	1138	637	56.0	180	42	116	50	102	155	302
1112	-CP	1112/14	923	733	62.0	130	43	137	41	122	157	303
1113	-CP	1113	664	404	60.8	131	33	69	21	89	113	199
1117	-CP	1117/19	1169	616	60.0	176	36	117	43	114	171	293
1118	-CP	1118	568	326	57.4	44	28	88	42	53	85	157
1123	-CP	1123	804	481	59.8	136	29	102	40	84	133	228
1127	-CP	1127	694	360	51.9	92	23	95	42	42	104	181
1129	-CP	1129/45	1042	605	58.1	180	42	147	53	77	191	286
1131	-CP	1131/43	1064	692	65.0	142	64	173	66	106	200	339
1133	-CP	1133	705	383	54.3	114	33	82	29	60	128	181
1135	-CP	1135	775	516	66.6	88	41	111	53	89	143	216
1137	-CP	1137	700	451	64.4	112	31	75	28	96	127	209
1139	-CP	1139/49	1207	728	60.3	178	65	166	73	102	234	347
1147	-CP	1147	757	520	68.7	121	45	122	45	84	137	266
1170	-CP	1170	377	249	66.0	56	26	57	22	45	72	123
1181	-CP	1181	730	498	68.2	109	47	99	43	77	146	215
1183	-CP	1183	759	576	75.9	145	33	101	59	107	173	259
1185	-CP	1185/89	629	477	75.8	121	33	82	50	87	146	216
1187	-CP	1187	634	422	66.6	96	31	78	43	63	112	192
1601	-CP	1601/03	806	533	66.1	108	63	107	40	111	171	234
1605	-CP	1605	318	179	56.5	39	26	38	14	30	61	69
2001	-CP	2001/03	1128	683	60.5	124	99	123	62	170	208	349
2005	-CP	2005	690	416	60.3	68	53	94	38	95	118	220
2007	-CP	2007/11	900	524	58.2	74	69	121	66	104	161	249
2009	-CP	2009/13	907	590	65.0	83	96	143	63	106	177	296
2071	-CP	2071	514	363	70.6	50	67	69	34	78	118	176
2073	-CP	2073/75	690	441	63.9	61	75	88	43	93	152	187
2201	-CP	2201/2223	1039	634	61.0	124	77	118	74	155	191	298
2203	-CP	2203/15	731	457	62.5	83	63	60	45	126	126	196
2205	-CP	2205/19	792	525	66.3	96	61	91	42	124	137	205
2207	-CP	2207	993	668	67.3	129	3	113	66	169	190	362
2209	-CP	2209	868	583	67.2	113	80	111	56	123	187	286
2211	-CP	2211/33	1043	668	64.0	136	104	153	58	134	204	366
2213	-CP	2213	772	537	72.2	93	70	109	45	112	126	229
2217	-CP	2217	678	431	63.8	65	61	75	38	113	119	215
2221	-CP	2221	567	433	72.8	76	58	75	43	72	121	179
2225	-CP	2225	534	341	63.9	72	55	76	30	59	93	124
2229	-CP	2229	602	311	51.7	65	36	59	26	83	85	159
2231	-CP	2231	906	569	62.8	114	84	126	49	118	176	295
2235	-CP	2235	673	420	62.4	70	57	93	42	83	111	201
2241	-CP	2241	264	179	67.8	38	28	37	14	49	53	105



PRESIDENTIAL GENERAL ELECT..... NOVEMBER 3, 1992

\* \* SIERRA JT. COMMUNITY COLLEGE - AREAS 4 & 7 \* \*

06

		REGISTRATION	BALLOTS CAST	TURNOUT	SIERRA JT. TRU COSMTE E COLLEGE	HELEN FLORANCE	KELLI GNIIE	SALLY ROBISON	TONY MARK	*ROBERT HANSEN	SIERRA JT. TRU COSMTE E COLLEGE	WAYNE SUMMERS	*DAVID PARKER
2243-CP	2243	531	383	72.1		61	42	78	27	92		94	163
2601-CP	2601/03	1103	691	62.6		92	135	149	65	155		267	310
2701-CP	2701	522	354	67.8		80	65	56	37	78		113	163
2705-CP	2705	712	477	67.0		80	78	83	46	127		159	239
2801-CP	2801	433	299	69.1		51	35	46	11	88		92	121
2803-CP	2803/05	551	376	68.2		69	43	74	36	99		125	173
2807-CP	2807/09	548	360	65.5		69	49	74	27	92		98	183
2903-CP	2903/05	826	529	64.0		102	53	121	51	112		151	261
3400-CP	3400/04	622	383	61.6		53	44	78	24	88		136	148
3401-CP	3401	633	356	56.2		53	31	89	34	65		113	145
3402-CP	3402	758	442	58.3		56	43	100	45	107		120	225
3403-CP	3403	677	372	54.9		44	36	91	32	72		92	170
3405-CP	3405/07	876	565	64.4		74	64	115	59	131		152	268
3406-CP	3406	650	366	56.3		56	32	72	40	100		96	197
3408-CP	3408	559	344	61.5		43	28	71	21	97		100	151
3410-CP	3410	441	239	54.2		18	23	63	20	46		59	107
3412-CP	3412	478	293	61.3		31	33	66	32	68		82	141
3414-CP	3414	644	386	59.6		50	31	82	35	90		96	178
3416-CP	3416	403	225	55.8		30	17	66	18	44		68	98
3418-CP	3418/20	750	485	64.7		51	54	81	55	101		134	202
3470-CP	3470	485	308	63.5		22	49	71	30	61		93	132
3471-CP	3471	495	276	55.8		27	37	49	27	74		82	134
3472-CP	3472	522	311	59.6		23	29	68	36	70		82	145
3600-CP	3600	409	276	67.5		25	39	66	26	52		100	106
3601-CP	3601/03	1067	529	49.6		63	60	128	46	111		170	224
3602-CP	3602	432	303	70.1		55	31	76	19	84		92	146
3604-CP	3604	717	452	63.0		96	44	75	40	130		131	242
3605-CP	3605	640	418	65.3		38	51	103	42	91		128	180
3607-CP	3607/09	921	555	60.3		42	70	113	66	135		160	257
3611-CP	3611/13	1178	629	53.4		78	68	153	75	112		181	287
3615-CP	3615/25	564	271	48.0		23	24	63	26	55		90	93
3617-CP	3617	648	373	57.6		47	36	93	36	69		98	173
3619-CP	3619/27	661	401	60.7		64	46	81	39	67		123	158
3621-CP	3621/23	728	460	63.2		71	62	99	44	88		157	195
3705-CP	3705	636	358	56.3		34	51	80	51	73		111	149
3709-CP	3709	581	399	68.7		51	59	68	37	91		136	168
3711-CP	3711	597	364	61.0		47	45	73	50	67		119	154
3800-CP	3800	671	425	63.3		45	44	94	42	87		130	176
3801-CP	3801	714	476	66.7		67	54	95	50	85		125	201
3805-CP	3805	214	139	65.0		17	20	38	13	25		51	61
3900-CP	3900	537	298	55.5		66	23	57	28	71		75	145
4118-CP	4118/20	704	449	63.8		95	28	92	48	81		119	218
4122-CP	4122	799	478	59.8		123	32	121	45	79		150	248
4124-CP	4124/26	925	599	64.8		139	41	97	67	103		177	263
4128-CP	4128	768	496	64.6		96	37	86	50	98		116	248
4130-CP	4130	651	419	64.4		101	29	71	31	90		124	203
4132-CP	4132	748	507	67.8		128	33	77	52	88		141	239
4134-CP	4134	866	560	64.7		148	51	145	51	57		141	276
4136-CP	4136	430	261	60.7		85	21	42	19	39		76	128
4170-CP	4170	592	363	61.3		80	46	57	25	82		118	159

PRESIDENTIAL GENERAL ELECTION, NOVEMBER 3, 1992

\* \* SIERRA JT. COMMUNITY COLLEGE - AREAS 4 & 7 \* \*

06

		REGISTRATION	BALLOTS CAST	TURNOUT	SIERRA JT. TRUSTEE COALITION AREA 4	HELEN FLORANCE	KELLI GNILE	SALLY ROBINSON	TONY MARK	* ROBERT HANSEN	SIERRA JT. TRUSTEE COALITION AREA 7	WAYNE SUMMERS	* DAVID PARKER
4172-CP	4172/76	618	392	63.4	73	48	59	46	82	115	173		
4174-CP	4174/80	488	337	69.1	59	28	48	30	89	91	167		
4188-CP	4188	679	434	63.9	120	54	63	34	70	137	196		
4200-CP	4200	745	496	66.6	88	62	95	52	106	143	247		
4201-CP	4201/07	915	265	61.7	96	76	129	54	122	167	299		
4300-CP	4300	417	286	68.6	40	25	45	30	102	91	147		
4301-CP	4301/13	878	544	62.0	133	48	108	42	136	171	274		
4303-CP	4303/11	1171	753	64.3	185	74	162	41	166	218	374		
4305-CP	4305/07	737	512	69.5	105	54	126	38	121	168	261		
4370-CP	4370/4602	559	355	63.5	63	45	58	22	115	100	171		
4372-CP	4372/74	686	423	63.5	68	34	86	21	131	146	197		
4376-CP	4376	678	443	64.5	78	37	70	40	104	114	210		
4604-CP	4604	447	276	61.7	38	33	55	18	76	78	135		
4606-CP	4606	745	510	68.5	87	62	98	56	128	160	237		
4608-CP	4608/10	803	504	62.8	75	46	83	48	142	161	226		
4612-CP	4612/16	1010	616	61.0	124	61	94	51	136	194	251		
4614-CP	4614/26	919	555	60.4	100	59	74	55	125	157	233		
4618-CP	4618/24	947	605	63.9	136	61	97	42	153	190	297		
4620-CP	4620	496	332	66.9	53	37	51	31	99	89	181		
4622-CP	4622	687	437	63.6	64	35	63	37	104	96	215		
5500-CP	5500	701	467	66.6	72	53	122	33	90	158	221		
5570-CP	5570	560	355	63.4	50	41	94	36	62	109	176		
5571-CP	5571/73	1003	618	61.6	79	66	148	58	122	208	295		
5600-CP	5600	585	382	65.3	56	46	95	44	65	147	158		
5602-CP	5602/10	1015	646	63.6	96	72	164	66	141	212	307		
5608-CP	5608	711	481	67.7	69	57	123	50	89	157	213		
5612-CP	5612	723	482	66.7	75	61	107	47	93	158	223		
5623-CP	5623	359	192	53.5	19	30	45	15	48	60	89		
5700-CP	5700	564	389	69.0	48	28	82	33	101	112	181		
5701-CP	5701	533	364	68.3	50	44	81	39	51	108	149		
5702-CP	5702/04	1031	637	61.8	99	71	159	65	98	183	297		
5703-CP	5703	636	436	66.2	73	42	96	41	100	128	215		
5705-CP	5705	452	328	72.6	43	26	77	29	60	89	141		
5711-CP	5711/13	994	587	59.1	60	57	156	54	127	181	270		
5800-CP	5800/02	920	571	62.1	73	64	145	56	122	156	290		
5804-CP	5804	417	235	56.4	29	30	52	23	38	62	108		
5805-CP	5805	428	290	67.8	43	44	47	32	65	80	146		
5901-CP	5901	769	498	64.8	61	47	117	44	117	127	233		
5902-CP	5902/20	858	529	61.7	48	44	129	33	75	91	212		
5904-CP	5904	715	434	60.7	37	31	116	38	71	102	181		
5905-CP	5905	562	346	61.6	58	27	82	24	72	100	154		
5906-CP	5906	522	332	63.6	26	32	95	33	58	78	152		
5907-CP	5907	573	392	68.4	56	28	89	45	78	103	184		
5908-CP	5908/10	984	622	63.2	52	61	156	52	137	157	282		
5909-CP	5909	471	312	66.7	34	24	49	24	88	94	124		
5912-CP	5912/16	937	569	60.7	71	39	124	50	111	144	237		
5918-CP	5918	595	349	58.7	25	24	98	23	59	76	140		
5922-CP	5922	714	482	67.5	38	27	134	39	67	100	192		
5924-CP	5924	581	391	67.3	37	40	86	23	74	95	156		
5926-CP	5926	572	350	61.2	24	33	95	29	70	93	140		

PRESIDENTIAL GENERAL ELECTION, NOVEMBER 3, 1992

06

\* \* SIERRA JT. COMMUNITY COLLEGE - AREAS 4 & 7 \* \*

REGISTRATION	BALLOTS CAST	TURNOUT	HELEN FLORANCE CUMMINGS COALLEGEE 4	KELLI GEMLE	SALLY ROBISON	TONY MARK	* ROBERT HANSEN	SIERRA JT. TRUSTEE WAYNE SUMMERS COALLEGEE 7	* DAVID PARKER
61100-MB	1100/18	89	9	5	15	8	8	17	28
61103-MB	1103	1							
61151-MB	1151/53	2							
61651-MB	1651	11							
61653-MB	1653	11							
62051-MB	2051	96	4	14	11	8	7	18	23
62053-MB	2053/51	1	0	0	0	0	0	0	0
62071-MB	2071/91	32							
62073-MB	2073/75/91	140	5	11	13	4	13	15	29
62095-MB	2095	73	2	8	8	5	8	15	17
62191-MB	2191/2661	42	2	2	6	2	6	10	8
62227-MB	2227/45	106	13	12	22	3	18	23	30
62237-MB	2237/39	7							
62239-MB	2239/2370	104	14	7	10	3	14	9	16
62247-MB	2247/49/53	190	20	13	34	17	46	34	71
62291-MB	2291/2661	10							
62295-MB	2295/97	3							
62601-MB	2601	26	2	0	5	1	1	1	8
62603-MB	2603	8							
62653-MB	2653	35	4	4	5	1	1	5	11
62701-MB	2701/07	57	4	2	12	2	10	14	15
62707-MB	2707	75	2	9	6	3	12	19	17
62803-MB	2803/52	128	13	12	23	11	23	13	39
62811-MB	2811/51	99	14	11	14	8	23	5	13
62853-MB	2853	0	0	0	0	0	0	0	0
62857-MB	2857/59	7							
62900-MB	2900/51	77	9	7	20	7	15	15	27
63402-MB	3402/51	17							
63405-MB	3405	0							
63453-MB	3453	1							
63455-MB	3455	73	4	0	16	0	0	0	0
63471-MB	3471/3705	59	3	8	16	6	11	24	20
63602-MB	3602/00	104	16	10	18	4	14	23	29
63603-MB	3603/05/3490	59	6	3	9	12	14	17	21
63607-MB	3607/3471	117	6	5	12	1	19	13	29
63611-MB	3611/17/23	76	0	5	12	1	5	8	12
63615-MB	3615	108	1	6	8	2	3	10	8
63701-MB	3701/3805	59	5	0	13	6	11	11	19
63705-MB	3705/3800	153	0	0	11	2	7	7	17
63707-MB	3707	84	2	2	9	2	11	17	16
63709-MB	3709	58	1	8	4	2	9	3	15
63903-MB	3903/3602	81	7	11	7	9	20	17	23
64050-MB	4050	213	10	16	29	10	9	19	38
64072-MB	4072/4178/82	214	42	16	19	15	43	26	47
64090-MB	4090	18							
64092-MB	4092/4650	139	23	9	19	11	41	16	39
64134-MB	4134/50/4050	57	21	2	6	6	6	15	15
64170-MB	4170	0							
64172-MB	4172/70/4376	22	0	3	2	4	3	1	4
64184-MB	4184/86/92	170	29	12	16	10	49	22	59

PRESIDENTIAL GENERAL ELECTION, NOVEMBER 3, 1992

06

\* \* SIERRA JT. COMMUNITY COLLEGE - AREAS 4 & 7 \* \*

		SIERRA JT. COMMUNITY COLLEGE AREAS 4 & 7	SIERRA JT. COMMUNITY COLLEGE AREAS 4 & 7
REGISTRATION	BALLOTS CAST	HELEN FLORANCE KELLI GUILLE SALLY ROBBISSON TONY MARK *ROBERT HANSEN	WAYNE SUMMERS *DAVID PARKER
	TURNOUT		
64200-MB 4200/52/54	128	98	76.6
64250-MB 4250/56/92	7	4	57.1
64253-MB 4253	2	7	87.5
64258-MB 4258	2	10	100.0
64270-MB 4270/72/90	197	153	77.7
64292-MB 4292/93	10	7	70.0
64301-MB 4301	24	20	83.3
64303-MB 4303	3	2	66.7
64309-MB 4309/50/51	140	111	79.3
64352-MB 4352/53/54	72	63	87.5
64354-MB 4354/56	54	48	88.9
64355-MB 4355/57/59	14	13	92.9
64356-MB 4356	20	15	75.0
64358-MB 4358/60	49	41	83.7
64374-MB 4374/76/4170	120	101	84.2
64604-MB 4604/08/4170	182	157	86.3
64606-MB 4606	0	0	0.0
64620-MB 4620/22	0	0	0.0
65550-MB 5550/52	0	0	0.0
65571-MB 5571	30	9	30.0
65590-MB 5590/5851	135	42	31.1
65610-MB 5610	0	0	0.0
65623-MB 5623	3	2	66.7
65700-MB 5700/02	96	52	54.2
65704-MB 5704/C5	2	0	0.0
65713-MB 5713	7	0	0.0
65751-MB 5751	101	56	55.4
65806-MB 5806	96	39	40.6
65851-MB 5851	0	0	0.0
65853-MB 5853/51/5920	179	49	27.4
65890-MB 5890	65	27	41.5
65904-MB 5904	1	0	0.0
65907-MB 5907	41	17	41.5
65950-MB 5950	6	3	50.0
65952-MB 5952/50	20	4	20.0
65954-MB 5954/52/50	313	105	33.5
ABSENTEE TOTALS	112823	19531	17.3
GRAND TOTALS	112823	89843	79.6
		3716	2041
		16020	9447
		3667	18450
		1652	8082
		5265	19916
		5857	9379
		26229	41861

PRESIDENTIAL GENERAL ELECTION, NOVEMBER 3, 1992

06

\* \* SIERRA JT. COMMUNITY COLLEGE - AREAS 4 & 7 \* \*

		SIERRA JT. COMMUNITY COLLEGE AREAS 4 & 7	SIERRA JT. COMMUNITY COLLEGE AREAS 4 & 7
REGISTRATION	BALLOTS CAST	HELEN FLORENCE KELLI GUILLE SALLY ROBBISSON TONY MARK *ROBERT HANSEN	WAYNE SUMMERS *DAVID PARKER
	TURNOUT		
64200-MB 4200/52/54	128	98	76.6
64250-MB 4250/56/92	7	4	57.1
64253-MB 4253	2	7	87.5
64258-MB 4258	2	1	100.0
64270-MB 4270/72/90	197	153	77.7
64292-MB 4292/93	10	7	70.0
64301-MB 4301	24	20	83.3
64303-MB 4303	3	2	66.7
64309-MB 4309/50/51	140	111	79.3
64352-MB 4352/53/54	72	63	87.5
64354-MB 4354/56	54	48	88.9
64355-MB 4355/57/59	14	13	92.9
64356-MB 4356	20	15	75.0
64358-MB 4358/60	49	41	83.7
64374-MB 4374/76/4170	120	101	84.2
64604-MB 4604/08/4170	182	157	86.3
64606-MB 4606	0	0	0.0
64620-MB 4620/22	0	0	0.0
65550-MB 5550/52	0	0	0.0
65571-MB 5571	30	9	30.0
65590-MB 5590/5851	135	42	31.1
65610-MB 5610	0	0	0.0
65623-MB 5623	3	2	66.7
65700-MB 5700/02	96	52	54.2
65704-MB 5704/C5	2	0	0.0
65713-MB 5713	7	0	0.0
65751-MB 5751	101	56	55.4
65806-MB 5806	96	39	40.6
65851-MB 5851	0	0	0.0
65853-MB 5853/51/5920	179	49	27.4
65890-MB 5890	65	27	41.5
65904-MB 5904	1	0	0.0
65907-MB 5907	41	17	41.5
65950-MB 5950	6	3	50.0
65952-MB 5952/50	20	4	20.0
65954-MB 5954/52/50	313	105	33.5
ABSENTEE TOTALS	112823	19531	17.3
GRAND TOTALS	112823	89843	79.6
		3716	2041
		16020	9447
		3667	18450
		1652	8082
		5265	19916
		5857	9379
		26229	41861

PAGE NUMBER 013.001.001

REGISTERED VOTERS

TURNOUT

TURNOUT PERCENTAGE

SHELLEN FLORENCE  
SIERRA COLLEGE  
AREA 4

TONY MARK  
SIERRA COLLEGE  
AREA 4

TONY MARK  
SIERRA COLLEGE  
AREA 4

TONY MARK  
SIERRA COLLEGE  
AREA 4

ROBERT E HANSEN  
SIERRA COLLEGE  
AREA 4

CONSOL. PREC. NO. 400003	0	98	0.0%	17	18	11	9	16
CONSOL. PREC. NO. 400003	756	555	73.4%	101	75	110	61	91
CONSOL. PREC. NO. 400004	0	98	0.0%	21	13	24	2	14
CONSOL. PREC. NO. 400004	659	455	69.0%	84	46	113	49	69
CONSOL. PREC. NO. 400005	0	82	0.0%	16	5	24	13	6
CONSOL. PREC. NO. 400005	532	374	70.3%	77	43	88	47	45
CONSOL. PREC. NO. 400006	0	200	0.0%	39	14	34	16	50
CONSOL. PREC. NO. 400006	1218	863	71.0%	171	87	170	87	155
CONSOL. PREC. NO. 999010	6	6	100.0%					
CONSOL. PREC. NO. 999022	6	3	50.0%					
**** TOTALS ****	3174	2734	86.1%	526	299	574	287	448

PAGE NUMBER 013.901.001

	REGISTERED VOTERS	TURNOUT	TURNOUT PERCENTAGE	HELEN FLORENCE SIERRA COLLEGE AREA 4	TONY MARK SIERRA COLLEGE AREA 4	SALLY A ROBISON SIERRA COLLEGE AREA 4	TONY MARK SIERRA COLLEGE AREA 4	ROBERT E HANSEN SIERRA COLLEGE AREA 4
4TH CONGRESSIONAL	3174	2734	86.1%	526	299	574	287	448
*TOTAL CONGRESSIONAL	3174	2734	86.1%	526	299	574	287	448
1ST STATE SENATE	3174	2734	86.1%	526	299	574	287	448
*TOTAL STATE SENATE	3174	2734	86.1%	526	299	574	287	448
*TOTALS INCLUDE AV VOTE								
4TH STATE ASSEMBLY	3174	2734	86.1%	526	299	574	287	448
*TOTAL STATE ASSEMBLY	3174	2734	86.1%	526	299	574	287	448
*TOTALS INCLUDE AV VOTE								
1ST SUPERVISORIAL DIST	0	0	0.0%	0	0	0	0	0
2ND SUPERVISORIAL DIST	0	0	0.0%	0	0	0	0	0
3RD SUPERVISORIAL DIST	0	0	0.0%	0	0	0	0	0
4TH SUPERVISORIAL DIST	3174	2734	86.1%	526	299	574	287	448
5TH SUPERVISORIAL DIST	0	0	0.0%	0	0	0	0	0
*TOTAL SUPERVISOR DIST	3174	2734	86.1%	526	299	574	287	448
*TOTALS INCLUDE AV VOTE								
CITY OF PLACERVILLE	0	0	0.0%	0	0	0	0	0
CITY OF SOUTH LAKE TAHOE	0	0	0.0%	0	0	0	0	0
*TOTAL CITY VOTE	0	0	0.0%	0	0	0	0	0
*TOTALS INCLUDE AV VOTES								
VOTE AT THE POLLS	3174	2256	71.0%	433	249	481	247	362
VOTE BY ABSENTEE BALLOT	0	478	0.0%	93	50	93	40	86
**TOTAL VOTE**	3174	2734	86.1%	526	299	574	287	448

PRESIDENTIAL GENERAL ELECTION, NOVEMBER 3, 1992

07 \*\*\*GRAND TOTALS

\* \* CENTER UNIFIED SCHOOL DISTRICT \* \*

	REGISTRATION	BALLOTS CAST	TURNOUT	BOARD MEMBER RAYMOND BENDER CENTER U.S. DE. 2	DAN REASON	LINDA LA COURSIERE	GAIL KLEVE	BILL CLEMENTS	LIBBY WILLIAMS
PLACER COUNTY	375	294	78.4	92	44	45	176	16	30
4TH CONGRESSIONAL	375	294	78.4	92	44	45	176	16	30
1ST SENATE	375	294	78.4	92	44	45	176	16	30
4TH ASSEMBLY	375	294	78.4	92	44	45	176	16	30
1ST SUPERVISORIAL 91	340	263	77.4	80	38	42	158	11	29
2ND SUPERVISORIAL 91	35	31	88.6	12	6	3	18	5	1
UNINCORPORATED AREA	375	294	78.4	92	44	45	176	16	30



## PRESIDENTIAL GENERAL ELECTION, NOVEMBER 3, 1992

07 \*\*\*ABSENTEE TOTALS

\* \* CENTER UNIFIED SCHOOL DISTRICT \* \*

	REGISTRATION	BALLOTS CAST	TURNOUT	BOARD MEMBER *RAYMOND BENDER	DAN REASON	LINDA LA COURSIERE	GAIL KLEVE	BILL CLEMENTS	LIBBY WILLIAMS
PLACER COUNTY	375	71	18.9	23	11	5	46	5	4
4TH CONGRESSIONAL	375	71	18.9	23	11	5	46	5	4
1ST SENATE	375	71	18.9	23	11	5	46	5	4
4TH ASSEMBLY	375	71	18.9	23	11	5	46	5	4
1ST SUPERVISORIAL 91	340	71	20.9	23	11	5	46	5	4
2ND SUPERVISORIAL 91	35	0	0.0	0	0	0	0	0	0
UNINCORPORATED AREA	375	71	18.9	23	11	5	46	5	4

PRESIDENTIAL GENERAL ELECTION, NOVEMBER 3, 1992

07

\* \* CENTER UNIFIED SCHOOL DISTRICT \* \*

	REGISTRATION	BALLOTS CAST	TURNOUT	BOARD / MEMBER CENTER U.S. DE. 2	* RAYMOND BENDER	DAN REASON	LINDA COURSIERE	GAIL KLEVE	BILL CLEMENTS	LIBBY WILLIAMS
1605-CP 1605	318	179	56.3	52	26	35	102	5	23	
61651-MB 1651	11	6	54.5	[REDACTED]						
61653-MB 1653	11	7	63.6	[REDACTED]						
62653-MB 2653	35	31	88.6	12	6	3	18	5	1	
ABSENTEE TOTALS	375	71	18.9	23	11	5	46	5	4	
GRAND TOTALS	375	294	78.4	92	44	45	176	16	30	

PRESIDENTIAL GENERAL ELECT: NOVEMBER 3, 1992

08 \*\*\*GRAND TOTALS

\* \* TAHOE TRUCKEE U. S. D. - AREA 1 - SHORT TERM \*

	REGISTRATION	BALLOTS CAST	TURNOUT	T A H O E E A  T 1 R U C K S E H O R U T S E D R M	* D E B R A  D A R B Y	H E R B  W E I S B R O T
PLACER COUNTY	6997	5158	73.7	2907	1027	
4TH CONGRESSIONAL	6997	5158	73.7	2907	1027	
1ST SENATE	6997	5158	73.7	2907	1027	
4TH ASSEMBLY	6997	5158	73.7	2907	1027	
5TH SUPERVISORIAL 91	6997	5158	73.7	2907	1027	
UNINCORPORATED AREA	6997	5158	73.7	2907	1027	

PRESIDENTIAL GENERAL ELECT... NOVEMBER 3, 1992

08 \*\*\*ABSENTEE TOTALS

\* \* TAHOE TRUCKEE U. S. D. - AREA 1 - SHORT TERM \*

	REGISTRATION	BALLOTS CAST	TURNOUT	T A H O E A  T I R U C K E E H O R T S T E R M	* D E B R A  D A R B Y	H E R B  W E I S B R O T
PLACER COUNTY	6997	854	12.2	543	156	
4TH CONGRESSIONAL	6997	854	12.2	543	156	
1ST SENATE	6997	854	12.2	543	156	
4TH ASSEMBLY	6997	854	12.2	543	156	
5TH SUPERVISORIAL 91	6997	854	12.2	543	156	
UNINCORPORATED AREA	6997	854	12.2	543	156	

## PRESIDENTIAL GENERAL ELECT... NOVEMBER 3, 1992

\* \* TAHOE TRUCKEE U. S. D. - AREA 1 - SHORT TERM \*

08

		REGISTRATION	BALLOTS CAST	TURNOUT	T A A H R O E E A	T R U C K S E H O R T U T - S T E R M D R M	* D E B R A D A R B Y	H E R B W E I S B R O T
5902-CP	5902/20	858	529	61.7		289	88	
5904-CP	5904	715	434	60.7		242	76	
5906-CP	5906	522	332	63.6		167	82	
5908-CP	5908/10	984	622	63.2		359	133	
5912-CP	5912/16	937	569	60.7		351	102	
5918-CP	5918	595	349	58.7		164	84	
5922-CP	5922	714	482	67.5		231	102	
5924-CP	5924	581	391	67.3		203	76	
5926-CP	5926	572	350	61.2		185	84	
65851-MB	5851	0	0	0.0		0	0	
65853-MB	5853/51/5920	179	134	74.9		82	28	
65904-MB	5904	1	0	0.0		0	0	
65950-MB	5950	6	3	50.0				
65952-MB	5952/50	20	4	20.0				
65954-MB	5954/52/50	313	105	33.5		86	15	
ABSENTEE TOTALS		6997	854	12.2		543	156	
GRAND TOTALS		6997	5158	73.7		2907	1027	



PAGE NUMBER 020.901.001

	REGI STERED VOTERS	T URN OUT	T URN OUT P ER C E N T A G E	D E B R A T R U C K E E U N I F I E D	H E R B T R U C K E E U N I F I E D
4TH CONGRESSIONAL	538	430	79.9%	225	120
*TOTAL CONGRESSIONAL	538	430	79.9%	225	120
1ST STATE SENATE	538	430	79.9%	225	120
*TOTAL STATE SENATE	538	430	79.9%	225	120
*TOTALS INCLUDE AV VOTE					
4TH STATE ASSEMBLY	538	430	79.9%	225	120
*TOTAL STATE ASSEMBLY	538	430	79.9%	225	120
*TOTALS INCLUDE AV VOTE					
1ST SUPERVISORIAL DIST	0	0	0.0%	0	0
2ND SUPERVISORIAL DIST	0	0	0.0%	0	0
3RD SUPERVISORIAL DIST	0	0	0.0%	0	0
4TH SUPERVISORIAL DIST	0	0	0.0%	0	0
5TH SUPERVISORIAL DIST	538	430	79.9%	225	120
*TOTAL SUPERVISOR DIST	538	430	79.9%	225	120
*TOTALS INCLUDE AV VOTE					
CITY OF PLACERVILLE	0	0	0.0%	0	0
CITY OF SOUTH LAKE TAHOE	0	0	0.0%	0	0
*TOTAL CITY VOTE	0	0	0.0%	0	0
*TOTALS INCLUDE AV VOTES					
VOTE AT THE POLLS	538	326	60.5%	165	103
VOTE BY ABSENTEE BALLOT	0	104	0.0%	60	17
**TOTAL VOTE**	538	430	79.9%	225	120

PRESIDENTIAL GENERAL ELECT. NOVEMBER 3, 1992

09 \*\*\*GRAND TOTALS

\* \* GRANT JT. HIGH SCHOOL - FULL TERM \* \*

	REGISTRATION	BALLOTS CAST	TURNOUT	FULL TERM GRANT JT. HIGH SCHOOL	ETHERIDGE JAMES	ERTHIA JOHNSON	GAIL GIEBLER	ROBERT TERRY	LORIN CARR	GRANT JT. HIGH SCHOOL	CARY BELL	FRED GAYLE	CHARLIE HAMMITT JR.	SAM CIRAULO
PLACER COUNTY	233	152	65.2	42	50	39	31	41	26	57	19	17		
4TH CONGRESSIONAL	233	152	65.2	42	50	39	31	41	26	57	19	17		
1ST SENATE	233	152	65.2	42	50	39	31	41	26	57	19	17		
4TH ASSEMBLY	233	152	65.2	42	50	39	31	41	26	57	19	17		
1ST SUPERVISORIAL 91	208	134	64.4	38	41	33	30	36	23	50	15	17		
2ND SUPERVISORIAL 91	25	18	72.0	4	9	6	1	5	3	7	4	0		
UNINCORPORATED AREA	233	152	65.2	42	50	39	31	41	26	57	19	17		




PRESIDENTIAL GENERAL ELECTION, NOVEMBER 3, 1992

09 \*\*\*ABSENTEE TOTALS

\* \* GRANT JT. HIGH SCHOOL - FULL TERM \* \*

	REGISTRATION	BALLOTS CAST	TURNOUT	FULL TERM GRANT JT. HIGH SCHOOL	ETHERIDGE JAMES	ERTHIA JOHNSON	GAIL GIBLER	ROBERT TERRY	LORIN CARR	GRANT JT. HIGH SCHOOL	CARY BELL	FRED GAYLE	CHARLIE HAMMITT JR.	SAM CIRAULO
--	--------------	--------------	---------	------------------------------------	-----------------	----------------	-------------	--------------	------------	-----------------------	-----------	------------	---------------------	-------------

PLACER COUNTY	233	1	0.4
4TH CONGRESSIONAL	233	1	0.4
1ST SENATE	233	1	0.4
4TH ASSEMBLY	233	1	0.4
1ST SUPERVISORIAL 91	208	1	0.5
2ND SUPERVISORIAL 91	25	0	0.0
UNINCORPORATED AREA	233	1	0.4



PRESIDENTIAL GENERAL ELECTION, NOVEMBER 3, 1992

09

\*\* GRANT JT. HIGH SCHOOL - FULL TERM \*\*

	REGISTRATION	BALLOTS CAST	TURNOUT	FULL TERM GRANT JT. HIGH SCHOOL	ETHERIDGE JAMES	ERTHIA JOHNSON	GAIL GIEBLER	ROBERT TERRY	LORIN CARR	GRANT JT. HIGH SCHOOL	CARY BELL	FRED GAYLE	CHARLIE HAMMITT JR.	SAM CIRAULO
61655-MB 1655	31	13	41.9	0	5	4	2	4						
61657-MB 1657/59	177	120	67.8	38	36	29	27	32						
62655-MB 2655	25	18	72.0	4	9	6	1	5						
ABSENTEE TOTALS	233	1	0.4	<hr/>										
GRAND TOTALS	233	152	65.2	42	50	39	31	41	26	57	19	17		

PRESIDENTIAL GENERAL ELECTION, NOVEMBER 3, 1992

10 \*\*\*GRAND TOTALS

\* \* ACKERMAN ELEM. SCHOOL - MEASURE J \* \*

\* \* ACKERMAN ELEM. SCHOOL - EXPANDED BOARD \* \*

	REGISTRATION	BALLOTS CAST	TURNOUT	ACKERMAN ELEMENTARY SCHOOL MEMBERSHIP YES	FROM THREE TO FIVE?	EXPANDED BOARD	BRUCE MUFF	SHARON MUSSO	CATHERINE CLOW	MAUREEN WARD	LINDA WADDLE
PLACER COUNTY	9045	1299	14.4	697	383	389	642	120	351	311	
4TH CONGRESSIONAL	9045	1299	14.4	697	383	389	642	120	351	311	
1ST SENATE	9045	1299	14.4	697	383	389	642	120	351	311	
4TH ASSEMBLY	9045	1299	14.4	697	383	389	642	120	351	311	
3RD SUPERVISORIAL 91	8949	1223	13.7	659	352	363	601	113	329	291	
5TH SUPERVISORIAL 91	96	76	79.2	38	31	26	41	7	22	20	
AUBURN	7564	60	0.8	32	21	20	32	6	21	16	
UNINCORPORATED AREA	1481	1239	83.7	665	362	369	610	114	330	295	

PRESIDENTIAL GENERAL ELECTI NOVEMBER 3, 1992

10 \*\*\*ABSENTEE TOTALS

\* \* ACKERMAN ELEM. SCHOOL - MEASURE J \* \*

\* \* ACKERMAN ELEM. SCHOOL - EXPANDED BOARD \* \*

	REGISTRATION	BALLOTS CAST	TURNOUT	ACKERMAN ELEMENTARY SCHOOL MEMBERSHIP YES	FROM THREE TO FIVE? NO	EXPANDED BOARD MEMBERS LINDA WADDLE	BRUCE MUFF	SHARON MUSSO	CATHERINE CLOW	MAUREEN WARD
PLACER COUNTY	9045	262	2.9	150	74	96	123	25	68	66
4TH CONGRESSIONAL	9045	262	2.9	150	74	96	123	25	68	66
1ST SENATE	9045	262	2.9	150	74	96	123	25	68	66
4TH ASSEMBLY	9045	262	2.9	150	74	96	123	25	68	66
3RD SUPERVISORIAL 91	8949	262	2.9	150	74	96	123	25	68	66
5TH SUPERVISORIAL 91	96	0	0.0	0	0	0	0	0	0	0
AUBURN	7564	0	0.0	0	0	0	0	0	0	0
UNINCORPORATED AREA	1481	262	17.7	150	74	96	123	25	68	66

PRESIDENTIAL GENERAL ELECTION NOVEMBER 3, 1992

10

\* \* ACKERMAN ELEM. SCHOOL - MEASURE J \* \*

\* \* ACKERMAN ELEM. SCHOOL - EXPANDED BOARD \* \*

		REGISTRATION	BALLOTS CAST	TURNOUT	ACKERMAN ELEM. SCHOOL	INCREASE MEMBERSHIP YES	FROM THREE TO FIVE?	EXPANDED BOARD ELEM. SCHOOL	BRUCE MUFF	SHARON MUSSO	CATHERINE CLOW	MAUREEN WARD	LINDA WADDLE
3400-CP	3400/04	622	0	0.0	0	0	0	0	0	0	0	0	0
3401-CP	3401	633	0	0.0	0	0	0	0	0	0	0	0	0
3402-CP	3402	758	0	0.0	0	0	0	0	0	0	0	0	0
3403-CP	3403	677	0	0.0	0	0	0	0	0	0	0	0	0
3405-CP	3405/07	876	60	6.8	32	21	20	32	6	21	16	0	
3406-CP	3406	650	0	0.0	0	0	0	0	0	0	0	0	
3408-CP	3408	559	0	0.0	0	0	0	0	0	0	0	0	
3410-CP	3410	441	0	0.0	0	0	0	0	0	0	0	0	
3412-CP	3412	478	0	0.0	0	0	0	0	0	0	0	0	
3414-CP	3414	644	0	0.0	0	0	0	0	0	0	0	0	
3416-CP	3416	403	0	0.0	0	0	0	0	0	0	0	0	
3418-CP	3418/20	750	0	0.0	0	0	0	0	0	0	0	0	
3800-CP	3800	671	425	63.3	222	117	100	212	46	99	107	0	
3801-CP	3801	714	476	66.7	255	140	147	234	36	141	102	0	
63405-MB	3405	0	0	0.0	0	0	0	0	0	0	0	0	
63455-MB	3455	73	0	0.0	0	0	0	0	0	0	0	0	
65806-MB	5806	96	76	79.2	38	31	26	41	7	22	20	0	
ABSENTEE TOTALS		9045	262	2.9	150	74	96	123	25	68	66	0	
GRAND TOTALS		9045	1299	14.4	697	383	389	642	120	351	311	0	

PRESIDENTIAL GENERAL ELECTION, NOVEMBER 3, 1992

11 \*\*\*GRAND TOTALS

\* \* EUREKA UNION ELEM. SCHOOL \* \*

	REGISTRATION	BALLOTS CAST	TURNOUT	SCHOOL EUREKA UNION ELEMENTARY 2	* SHEILA ANDERSON	* GARRY GENZLINGER	DAN CLIFT
PLACER COUNTY	9591	8056	84.0	4209	2667	2705	
4TH CONGRESSIONAL	9591	8056	84.0	4209	2667	2705	
1ST SENATE	9591	8056	84.0	4209	2667	2705	
4TH ASSEMBLY	9591	8056	84.0	4209	2667	2705	
4TH SUPERVISORIAL 91	9591	8056	84.0	4209	2667	2705	
ROSEVILLE	2105	1742	82.8	847	501	489	
UNINCORPORATED AREA	7486	6314	84.3	3362	2166	2216	

PRESIDENTIAL GENERAL ELECT: NOVEMBER 3, 1992

11 \*\*\*ABSENTEE TOTALS

\* \* EUREKA UNION ELEM. SCHOOL \* \*

	REGISTRATION	BALLOTS CAST	TURNOUT	SCHOOL EUREKA UNION ELEMENTARY SHEILA ANDERSON	*GARRY GENZLINGER	DAN CLIFF
PLACER COUNTY	9591	1817	18.9	1011	617	634
4TH CONGRESSIONAL	9591	1817	18.9	1011	617	634
1ST SENATE	9591	1817	18.9	1011	617	634
4TH ASSEMBLY	9591	1817	18.9	1011	617	634
4TH SUPERVISORIAL 91	9591	1817	18.9	1011	617	634
ROSEVILLE	2105	361	17.1	187	105	118
UNINCORPORATED AREA	7486	1456	19.4	824	512	516

PRESIDENTIAL GENERAL ELECTION, NOVEMBER 3, 1992

11

\* \* EUREKA UNION ELEM. SCHOOL \* \*

		REGISTRATION	BALLOTS CAST	TURNOUT	SCHOOL EUREKA UNION ELEMENTARY SHEILA ANDERSON	* GARRRY GENZLINGER	DAN CLIFF
4132-CP	4132	748	507	67.8	239	128	163
4134-CP	4134	866	560	64.7	246	163	135
4136-CP	4136	430	261	60.7	142	80	52
4170-CP	4170	592	363	61.3	169	125	138
4172-CP	4172/76	618	392	63.4	205	134	141
4174-CP	4174/80	488	337	69.1	175	90	134
4188-CP	4188	679	434	63.9	206	133	184
4376-CP	4376	505	320	63.4	163	105	105
4612-CP	4612/16	1010	616	61.0	324	194	203
4614-CP	4614/26	919	555	60.4	318	156	205
4618-CP	4618/24	947	605	63.9	320	249	168
4620-CP	4620	496	332	66.9	155	151	107
4622-CP	4622	687	437	63.6	246	159	141
64050-MB	4050	4	3	75.0			
64072-MB	4072/4178/82	214	158	73.8	78	62	59
64092-MB	4092/4650	139	125	89.9	72	45	50
64134-MB	4134/50/4050	57	30	87.7	35	23	19
64172-MB	4172/7C/4376	22	20	90.9	12	2	9
64184-MB	4184/86/92	170	164	96.5	95	49	56
64620-MB	4620/22	0	0	0.0	0	0	0
ABSENTEE TOTALS		9591	1817	18.9	1011	617	634
GRAND TOTALS		9591	8056	84.0	4209	2667	2705



PRESIDENTIAL GENERAL ELECTION, NOVEMBER 3, 1992

12 \*\*\*GRAND TOTALS

\* \* PENRYN ELEM. SCHOOL \* \*

	REGISTRATION	BALLOTS CAST	TURNOUT	BOARD MEMBER PENRYN ELEM. SCHOOL SUSAN OELKE	PATTY NEIFER	*BECKY DE LONG
PLACER COUNTY	1658	1374	82.9	549	409	661
4TH CONGRESSIONAL	1658	1374	82.9	549	409	661
1ST SENATE	1658	1374	82.9	549	409	661
4TH ASSEMBLY	1658	1374	82.9	549	409	661
2ND SUPERVISORIAL 91	1631	1352	82.9	534	405	654
4TH SUPERVISORIAL 91	27	22	81.5	15	4	7
TOWN OF LOOMIS	27	22	81.5	15	4	7
UNINCORPORATED AREA	1631	1352	82.9	534	405	654

PRESIDENTIAL GENERAL ELECTION, NOVEMBER 3, 1992

12 \*\*\*ABSENTEE TOTALS

\* \* PENRYN ELEM. SCHOOL \* \*

	REGISTRATION	BALLOTS CAST	TURNOUT	BOARD MEMBER PENRYN ELEM. SCHOOL	SUSAN OELKE	PATTY NEIFER	*BECKY DE LONG
PLACER COUNTY	1658	238	14.4	103	67	135	
4TH CONGRESSIONAL	1658	238	14.4	103	67	135	
1ST SENATE	1658	238	14.4	103	67	135	
4TH ASSEMBLY	1658	238	14.4	103	67	135	
2ND SUPERVISORIAL 91	1631	238	14.6	103	67	135	
4TH SUPERVISORIAL 91	27	0	0.0	0	0	0	
TOWN OF LOOMIS	27	0	0.0	0	0	0	
UNINCORPORATED AREA	1631	238	14.6	103	67	135	

PRESIDENTIAL GENERAL ELECT..... NOVEMBER 3, 1992

12

\* \* PENRYN ELEM. SCHOOL \* \*

	REGISTRATION	BALLOTS CAST	TURNOUT	BOARD MEMBER PENRYN ELEM. SCHOOL	SUSAN OELKE	PATTY NEIFER	* BECKY DE LONG
2801-CP 2801	433	299	69.1		136	88	135
2803-CP 2803/05	551	376	68.2		131	109	176
2807-CP 2807/09	548	360	65.7		133	118	168
62811-MB 2811/51	99	79	79.8		31	23	40
62853-MB 2853	0	0	0.0		0	0	0
64301-MB 4301	24	20	83.3		14	4	6
64303-MB 4303	3	2	66.7				
ABSENTEE TOTALS	1658	238	14.4		103	67	135
GRAND TOTALS	1658	1374	82.9		549	409	661

PRESIDENTIAL GENERAL ELECTION NOVEMBER 3, 1992

13 \*\*\*GRAND TOTALS

\* \* PLEASANT GROVE JT. ELEM. SCHOOL \* \*

	REGISTRATION	BALLOTS CAST	TURNOUT	PS LE CH AO SO AL N TB O G RD O V M E E M J B T E R E L E M E .3	J E F F L I M A R Y	K A T H L E E N M C M U R R Y	* T H O M A S C U Q U E T	M A R G O C O O P E R	E L L E N W I T H R O W
PLACER COUNTY	66	55	83.3	19	22	30	11	18	
4TH CONGRESSIONAL	66	55	83.3	19	22	30	11	18	
1ST SENATE	66	55	83.3	19	22	30	11	18	
4TH ASSEMBLY	66	55	83.3	19	22	30	11	18	
2ND SUPERVISORIAL 91	66	55	83.3	19	22	30	11	18	
UNINCORPORATED AREA	66	55	83.3	19	22	30	11	18	

PRESIDENTIAL GENERAL ELECTION, NOVEMBER 3, 1992

13 \*\*\*ABSENTEE TOTALS

\* \* PLEASANT GROVE JT. ELEM. SCHOOL \* \*

	REGISTRATION	BALLOTS CAST	TURNOUT	PS LE AO SO AL N TB O GARD O VME EE JB TE -R E LE ME .3	JEFF LIMARY	KATHLEEN MC MURRY	* THOMAS CUQUET	MARGO COOPER	ELLEN WITHROW
PLACER COUNTY	66	0	0.0	0	0	0	0	0	0
4TH CONGRESSIONAL	66	0	0.0	0	0	0	0	0	0
1ST SENATE	66	0	0.0	0	0	0	0	0	0
4TH ASSEMBLY	66	0	0.0	0	0	0	0	0	0
2ND SUPERVISORIAL 91	66	0	0.0	0	0	0	0	0	0
UNINCORPORATED AREA	66	0	0.0	0	0	0	0	0	0

PRESIDENTIAL GENERAL ELECTION, NOVEMBER 3, 1992

13

\* \* PLEASANT GROVE JT. ELEM. SCHOOL \* \*

PS  
LC  
EA  
SO  
AL  
N  
TB  
O  
GA  
RD  
O  
VM  
EE  
M  
JB  
TE  
R  
E  
LE  
ME  
.3

JEFF  
LIMARY

KATHLEEN  
MURRY

\* THOMAS  
CUQUET

MARGO  
COOPER

ELLEN  
WITHROW

	REGISTRATION	BALLOTS CAST	TURNOUT	JEFF LIMARY	KATHLEEN MURRY	* THOMAS CUQUET	MARGO COOPER	ELLEN WITHROW
62093-MB 2093	66	55	83.3	19	22	30	11	18
ABSENTEE TOTALS	66	0	0.0	0	0	0	0	0
GRAND TOTALS	66	55	83.3	19	22	30	11	18

PRESIDENTIAL GENERAL ELECTION, NOVEMBER 3, 1992

14 \*\*\*GRAND TOTALS

\* \* ROSEVILLE CITY SCHOOL \* \*

	REGISTRATION	BALLOTS CAST	TURNOUT	BOARD MEMBER ROD SEVIER IMBLEER CITY SCHOOL CLAIR ALWAY	TODD JOHNSON	RICK GEHRIG	MARCIA KRUMMELL	OWEN WALTRIP JR.
PLACER COUNTY	24040	19284	80.2	5127	3604	6221	6821	3437
4TH CONGRESSIONAL	24040	19284	80.2	5127	3604	6221	6821	3437
1ST SENATE	24040	19284	80.2	5127	3604	6221	6821	3437
4TH ASSEMBLY	24040	19284	80.2	5127	3604	6221	6821	3437
1ST SUPERVISORIAL 91	19914	15851	79.6	4336	2905	5037	5569	2969
2ND SUPERVISORIAL 91	52	42	80.8	14	4	11	12	9
4TH SUPERVISORIAL 91	4074	3391	83.2	777	695	1173	1240	459
ROSEVILLE	23593	18922	80.2	5031	3558	6104	6673	3379
UNINCORPORATED AREA	447	362	81.0	96	46	117	148	58

PRESIDENTIAL GENERAL ELECTION, NOVEMBER 3, 1992

14 \*\*\*ABSENTEE TOTALS

\* \* ROSEVILLE CITY SCHOOL \* \*

	REGISTRATION	BALLOTS CAST	TURNOUT	BOA RR OD SE M E M B E R S C I T Y S C H O O L 2	C L A I R A L L W A Y	T O D D J O H N S O N	R I C K G E H R I G	M A R C I A K R U M M E L L	O W E N W A L T R I P J R
PLACER COUNTY	24040	4892	20.3	1392	964	1547	1795	1016	
4TH CONGRESSIONAL	24040	4892	20.3	1392	964	1547	1795	1016	
1ST SENATE	24040	4892	20.3	1392	964	1547	1795	1016	
4TH ASSEMBLY	24040	4892	20.3	1392	964	1547	1795	1016	
1ST SUPERVISORIAL 91	19914	4130	20.7	1218	797	1277	1506	909	
2ND SUPERVISORIAL 91	52	0	0.0	0	0	0	0	0	
4TH SUPERVISORIAL 91	4074	762	18.7	174	167	270	289	107	
ROSEVILLE	23593	4831	20.5	1372	959	1526	1769	1006	
UNINCORPORATED AREA	447	61	13.6	20	5	21	26	10	



PRESIDENTIAL GENERAL ELECTION, NOVEMBER 3, 1992

14

\* \* ROSEVILLE CITY SCHOOL \* \*

		REGISTRATION	BALLOTS CAST	TURNOUT	BOAR ROD SEM VE IM LE ER	CITY SCH OO LE	CLAIR AL WAY	TODD JOHNSON	RICK GERRIG	MARCIA KRUMMEL	OWEN WALTRIP JR.
1100	-CP	1100/04	1081	593	54.9	160	94	167	251	87	
1100	-CP	1101/41	974	605	62.1	155	98	177	189	87	
1102	-CP	1102/16	935	571	60.9	142	111	158	232	70	
1105	-CP	1105	805	559	69.4	152	118	205	216	57	
1105	-CP	1105	751	396	52.7	107	60	129	155	56	
1106	-CP	1106/40	1217	571	46.9	149	101	142	217	91	
1107	-CP	1107	551	336	61.0	123	47	100	109	102	
1108	-CP	1108	675	389	57.6	109	48	112	109	104	
1110	-CP	1110/38	933	542	58.1	175	73	167	172	147	
1111	-CP	1111/21	1138	637	55.9	163	83	181	210	131	
1112	-CP	1112/14	923	573	62.0	199	100	143	193	159	
1113	-CP	1113	664	404	60.8	139	71	105	122	126	
1117	-CP	1117/19	1169	616	52.7	146	111	198	221	102	
1118	-CP	1118	568	327	57.6	81	58	104	113	49	
1123	-CP	1123	804	481	59.8	147	66	190	142	102	
1127	-CP	1127	694	360	51.9	99	33	120	125	60	
1129	-CP	1129/45	1042	604	58.0	165	85	219	205	103	
1131	-CP	1131/43	539	325	60.3	66	45	106	144	34	
1133	-CP	1133	705	383	54.3	98	56	141	141	70	
1137	-CP	1137	700	451	64.4	114	146	156	141	90	
1139	-CP	1139/49	1207	728	60.3	190	159	229	250	102	
1147	-CP	1147	757	520	68.7	91	135	221	167	42	
1170	-CP	1170	377	249	66.0	54	36	83	109	39	
1187	-CP	1187	634	422	66.6	72	162	165	102	43	
4118	-CP	4118/20	704	451	64.1	93	61	171	173	72	
4122	-CP	4122	799	478	59.8	116	71	197	159	57	
4124	-CP	4124/26	925	599	64.8	141	152	200	181	76	
4128	-CP	4128	768	498	64.8	124	102	139	228	68	
4130	-CP	4130	651	419	64.4	99	90	124	144	73	
61100	-MB	1100/18	89	78	88.0	21	12	42	28	6	
61151	-MB	1151/53	2	1	50.0						
62191	-MB	2191/2661	42	33	78.6	13	4	9	9	8	
62291	-MB	2291/2661	10	9	90.0						
64050	-MB	4050	209	174	83.3	22	51	70	65	6	
64090	-MB	4090	18	10	55.6						
ABSENTEE TOTALS			24040	4892	20.3	1392	964	1547	1795	1016	
GRAND TOTALS			24040	19284	80.2	5127	3604	6221	6821	3437	

PRESIDENTIAL GENERAL ELECTION NOVEMBER 3, 1992

15 \*\*\*GRAND TOTALS

\* \* COUNTY SUPERVISORS - DISTRICTS 3, 4 & 5 \* \*

	REGISTRATION	BALLOTS CAST	TURNOUT	SUPERVISOR - DISTRICT 3 * GEORGE BELLAND	RONALD LICHAU	SUPERVISOR - DISTRICT 4 KIRK UHLER	* SUSAN HOGG	SUPERVISOR - DISTRICT 5 * MIKE FLUTY	REX BLOOMFIELD
PLACER COUNTY	66511	54878	82.5	6813	10404	9078	9011	7282	9447
4TH CONGRESSIONAL	66511	54878	82.5	6813	10404	9078	9011	7282	9447
1ST SENATE	66511	54878	82.5	6813	10404	9078	9011	7282	9447
4TH ASSEMBLY	66511	54878	82.5	6813	10404	9078	9011	7282	9447
3RD SUPERVISORIAL 91	21957	18142	82.6	6813	10404				
4TH SUPERVISORIAL 91	<u>22951</u>	<u>19155</u>	<u>83.5</u>			9078	9011		
5TH SUPERVISORIAL 91	21603	17581	81.4					7282	9447
AUBURN	7582	6290	83.0	2528	3465				
COLFAX	701	541	77.2					241	277
ROCKLIN	1798	1452	80.8			663	695		
ROSEVILLE	6161	5123	83.2			2244	2488		
TOWN OF LOOMIS	3579	2905	81.2			1527	1236		
UNINCORPORATED AREA	46690	38567	82.6	4285	6939	4644	4592	7041	9170

PRESIDENTIAL GENERAL ELEC' , NOVEMBER 3, 1992

15 \*\*\*ABSENTEE TOTALS

\* \* COUNTY SUPERVISORS - DISTRICTS 3, 4 & 5 \* \*

	REGISTRATION	BALLOTS CAST	TURNOUT	SUPERVISOR - DISTRICT 3 * GEORGE BEELAND	RONALD LITCHAU	SUPERVISOR - DISTRICT 4 KIRK UHLER	* SUSAN HOGG	SUPERVISOR - DISTRICT 5 * MIKE FLUTY	REX BLOOMFIELD
PLACER COUNTY	66511	12639	19.0	1720	2975	2152	1761	1593	1904
4TH CONGRESSIONAL	66511	12639	19.0	1720	2975	2152	1761	1593	1904
1ST SENATE	66511	12639	19.0	1720	2975	2152	1761	1593	1904
4TH ASSEMBLY	66511	12639	19.0	1720	2975	2152	1761	1593	1904
3RD SUPERVISORIAL 91	21957	4897	22.3	1720	2975				
4TH SUPERVISORIAL 91	22951	4104	17.9			2152	1761		
5TH SUPERVISORIAL 91	21603	3638	16.8					1593	1904
AUBURN	7582	1752	23.1	655	1023				
COLFAX	701	73	10.4					37	33
ROCKLIN	1798	284	15.8			135	129		
ROSEVILLE	6161	1123	18.2			595	473		
TOWN OF LOOMIS	3579	497	13.9			290	187		
UNINCORPORATED AREA	46690	8910	19.1	1065	1952	1132	972	1556	1871

PRESIDENTIAL GENERAL ELEC NOVEMBER 3, 1992

\* \* COUNTY SUPERVISORS - DISTRICTS 3, 4 & 5 \* \*

15

	REGISTRATION	BALLOTS CAST	TURNOUT	SUPERVISOR DISTRICT 3 * GEORGE BELAND *	RONALD LICHAU	SUPERVISOR - 4TH DISTRICT * KIRK UHLER *	* SUSAN HOGG	SUPERVISOR DISTRICT 5 * MIKE FLUTY *	REX BLOOMFIELD
3400-CP	622	383	61.6	132	235				
3401-CP	633	356	56.0	150	189				
3402-CP	738	441	59.8	185	237				
3403-CP	677	372	54.9	145	194				
3405-CP	876	565	64.5	210	325				
3406-CP	650	366	56.3	135	212				
3408-CP	559	345	60.1	160	170				
3410-CP	441	239	54.2	131	95				
3412-CP	478	293	61.3	143	137				
3414-CP	644	386	59.8	180	197				
3416-CP	403	225	55.8	94	123				
3418-CP	750	488	65.1	179	280				
3470-CP	485	308	63.5	102	195				
3471-CP	495	275	55.6	125	144				
3472-CP	522	311	59.6	135	157				
3600-CP	409	276	67.5	93	166				
3601-CP	1067	529	49.6	192	292				
3602-CP	432	303	70.1	131	144				
3604-CP	717	452	63.0	152	268				
3605-CP	640	418	65.3	151	243				
3607-CP	921	555	60.3	225	306				
3611-CP	1178	629	53.4	213	378				
3615-CP	564	272	48.2	98	159				
3617-CP	648	374	57.7	114	242				
3619-CP	661	401	60.7	135	237				
3621-CP	728	460	63.2	155	289				
3705-CP	636	358	56.3	162	171				
3709-CP	581	399	68.7	128	249				
3711-CP	597	363	60.8	147	197				
3800-CP	671	425	63.3	166	234				
3801-CP	714	476	66.7	165	278				
3805-CP	214	140	65.4	56	81				
3900-CP	537	298	55.5	112	172				
4118-CP	704	451	64.1			201	214		
4122-CP	799	478	59.8			227	223		
4124-CP	925	599	64.8			238	306		
4128-CP	768	498	64.8			196	270		
4130-CP	651	419	64.4			167	223		
4132-CP	748	507	67.8			199	267		
4134-CP	866	560	64.7			211	275		
4136-CP	430	261	60.7			112	132		
4170-CP	592	363	61.3			165	178		
4172-CP	618	392	63.4			178	186		
4174-CP	488	337	69.1			156	163		
4188-CP	679	434	63.9			228	191		
4200-CP	745	496	66.6			215	246		
4201-CP	915	565	61.7			264	272		
4300-CP	417	286	68.6			157	118		
4301-CP	878	544	62.6			269	245		
4303-CP	1171	753	64.5			361	346		

PRESIDENTIAL GENERAL ELECTION, NOVEMBER 3, 1992

\* \* COUNTY SUPERVISORS - DISTRICTS 3, 4 & 5 \* \*

15

		REGISTRATION	BALLOTS CAST	TURNOUT	SUPERVISOR - DISTRICT 3	RONALD LICHAU	SUPERVISOR - DISTRICT 4	SUSAN HOGG	SUPERVISOR - DISTRICT 5	BLOOMFIELD
4305	-CP	4305/07	737	512	69.5		256	233		
4370	-CP	4370/4602	559	355	63.5		195	147		
4372	-CP	4372/74	666	423	63.5		191	208		
4376	-CP	4376	437	437	64.5		165	252		
4604	-CP	4604	447	276	61.7		97	168		
4606	-CP	4606	745	510	68.5		272	217		
4608	-CP	4608/10	803	504	62.8		275	220		
4612	-CP	4612/16	1010	616	61.0		287	292		
4614	-CP	4614/26	919	555	60.4		234	294		
4618	-CP	4618/24	947	605	63.9		255	322		
4620	-CP	4620	496	332	66.9		151	163		
4622	-CP	4622	687	437	63.6		153	263		
5500	-CP	5500	701	468	66.8					
5570	-CP	5570	560	355	63.4					
5571	-CP	5571/73	1003	618	61.6					
5600	-CP	5600	585	383	65.5					
5602	-CP	5602/10	1015	647	63.7					
5608	-CP	5608	711	481	67.7					
5612	-CP	5612	723	482	66.7					
5623	-CP	5623	359	192	53.5					
5700	-CP	5700	564	390	69.1					
5701	-CP	5701	533	364	68.3					
5702	-CP	5702/04	1031	637	61.8					
5703	-CP	5703	659	438	66.5					
5705	-CP	5705	452	329	72.8					
5711	-CP	5711/13	994	587	59.1					
5800	-CP	5800/02	920	571	62.1					
5804	-CP	5804	417	236	56.6					
5805	-CP	5805	428	290	67.8					
5901	-CP	5901	769	498	64.8					
5902	-CP	5902/20	858	529	61.7					
5904	-CP	5904	15	435	60.8					
5905	-CP	5905	562	346	61.6					
5906	-CP	5906	222	333	63.8					
5907	-CP	5907	573	392	68.4					
5908	-CP	5908/10	984	626	63.6					
5909	-CP	5909	471	312	66.2					
5912	-CP	5912/16	937	570	60.8					
5918	-CP	5918	595	349	58.7					
5922	-CP	5922	714	482	67.5					
5924	-CP	5924	581	391	67.3					
5926	-CP	5926	572	350	61.2					
63402	-MB	3402/51	17	14	82.4	2				
63405	-MB	3405	0	0	0.0	11				
63453	-MB	3453	1	1	100.0	0				
63455	-MB	3455	73	64	87.7					
63471	-MB	3471/3705	59	47	79.7	27				
63602	-MB	3602/00	104	99	95.2	21				
63603	-MB	3603/05/3490	59	63	106.8	38				
63607	-MB	3607/3471	117	94	80.3	28				

PRESIDENTIAL GENERAL ELECTION, NOVEMBER 3, 1992

\* \* COUNTY SUPERVISORS - DISTRICTS 3, 4 & 5 \* \*

15

		REGISTRATION	BALLOTS CAST	TURNOUT	SUPERVISOR - GEORGE - DISTRICT 3 BE LAND	RONALD LICHAU	SUPERVISOR - KIRK - DISTRICT 4 DUHLER	SUSAN HOOG	SUPERVISOR - MIKE - DISTRICT 5 FLUTY	REX BLOOMFIELD
63611-MB	3611/17/23	76	45	59.2	18	25				
63615-MB	3615	108	71	65.7	31	37				
63701-MB	3701/3805	59	54	91.5	11	42				
63705-MB	3705/3800	153	36	23.5	7	29				
63707-MB	3707	84	71	84.5	34	31				
63709-MB	3709	58	44	75.9	9	33				
63903-MB	3903/3602	81	61	75.3	28	32				
64050-MB	4050	213	177	83.1			78	79		
64072-MB	4072/4178/82	214	158	73.8			74	78		
64090-MB	4090	18	10	55.6						
64092-MB	4092/4650	139	125	89.9						
64134-MB	4134/50/4050	57	50	87.7			63	56		
64170-MB	4170	0	0	0.0			20	26		
64172-MB	4172/70/4376	22	20	90.9			0	0		
64184-MB	4184/86/92	170	164	96.5			9	10		
64200-MB	4200/52/54	128	98	76.6			108	48		
64250-MB	4250/56/92	7	4	57.1			42	46		
64253-MB	4253	8	7	87.5						
64258-MB	4258	2	2	100.0						
64270-MB	4270/72/90	197	153	77.7			79	71		
64292-MB	4292/93	10	7	70.0						
64301-MB	4301	24	20	83.3			19	1		
64303-MB	4303	3	2	66.7						
64309-MB	4309/50/51	140	111	79.3			70	38		
64352-MB	4352/53/54	72	63	87.5			31	29		
64354-MB	4354/56	54	48	88.9			28	16		
64355-MB	4355/57/59	14	13	92.9			8	5		
64356-MB	4356	20	15	75.0			11	3		
64358-MB	4358/60	49	41	83.7			26	14		
64374-MB	4374/76/4170	120	101	84.2			55	41		
64604-MB	4604/08/4170	182	157	86.3			108	46		
64606-MB	4606	0	0	0.0			0	0		
64620-MB	4620/22	0	0	0.0			0	0		
65550-MB	5550/52	0	0	0.0			0	0		
65571-MB	5571	30	26	86.7					0	0
65590-MB	5590/5851	135	108	80.0					10	15
65610-MB	5610	0	0	0.0					60	46
65623-MB	5623	3	2	66.7					0	0
65700-MB	5700/02	96	84	87.5					29	53
65704-MB	5704/05	2	1	50.0						
65713-MB	5713	7	0	0.0						
65751-MB	5751	101	91	90.1						
65806-MB	5806	96	76	79.2					22	61
65851-MB	5851	0	0	0.0					28	37
65853-MB	5853/51/5920	179	134	74.9					0	0
65890-MB	5890	65	54	83.1					61	67
65904-MB	5904	1	0	0.0					16	36
65907-MB	5907	41	31	75.6					0	0
65950-MB	5950	6	5	83.3					2	26
65952-MB	5952/50	20	15	75.0					4	8

PRESIDENTIAL GENERAL ELECTION NOVEMBER 3, 1992

\* \* COUNTY SUPERVISORS - DISTRICTS 3, 4 & 5 \* \*

15

	REGISTRATION	BALLOTS CAST	TURNOUT	SUPERVISOR - DISTRICT 3 *GEORGE BELAND	RONALD LICHAU	SUPERVISOR - DISTRICT 4 KIRK UHLER	*SUSAN HOGG	SUPERVISOR - DISTRICT 5 *MIKE FLUTY	REEX BLOOMFIELD
65954-MB 5954/52/50	313	235	75.1					98	124
ABSENTEE TOTALS	66511	12639	19.0	1720	2975	2152	1761	1593	1904
GRAND TOTALS	66511	54878	82.5	6813	10404	9078	9011	7282	9447

PRESIDENTIAL GENERAL ELECTI NOVEMBER 3, 1992

16 \*\*\*GRAND TOTALS

\* \* TOWN OF LOOMIS - TOWN COUNCIL MEMBERS \* \*

	REGISTRATION	BALLOTS CAST	TURNOUT	TOWN TOWN COUNCIL MEMBERS	TOWN COUNCIL MEMBERS	TOWN COUNCIL MEMBERS	TOWN COUNCIL MEMBERS	TOWN COUNCIL MEMBERS	TOWN COUNCIL MEMBERS	TOWN COUNCIL MEMBERS	TOWN COUNCIL MEMBERS
				JOHN MORILLAS	JOHN MORILLAS	JOHN MORILLAS	JOHN MORILLAS	JOHN MORILLAS	JOHN MORILLAS	JOHN MORILLAS	JOHN MORILLAS
PLACER COUNTY	3579	2905	81.2	774	368	906	656	361	73	1093	360
4TH CONGRESSIONAL	3579	2905	81.2	774	368	906	656	361	73	1093	360
1ST SENATE	3579	2905	81.2	774	368	906	656	361	73	1093	360
4TH ASSEMBLY	3579	2905	81.2	774	368	906	656	361	73	1093	360
4TH SUPERVISORIAL 91	3579	2905	81.2	774	368	906	656	361	73	1093	360
TOWN OF LOOMIS	3579	2905	81.2	774	368	906	656	361	73	1093	360



## PRESIDENTIAL GENERAL ELECTION NOVEMBER 3, 1992

16 \*\*\*ABSENTEE TOTALS

\* \* TOWN OF LOOMIS - TOWN COUNCIL MEMBERS \* \*

	REGISTRATION	BALLOTS CAST	TURNOUT	TOWN COUNCIL MEMBERS	BETTY FERRIERA	MIGUEL UCOVICH	MIKE BOBERG	ROBERT BLACK	RORY O'FARRELL	JOHN ESLINGER	RHONDA MORILLAS	*GRETCHEN CRESPILLO
PLACER COUNTY	3579	497	13.9	123	54	143	128	61	11	198	61	
4TH CONGRESSIONAL	3579	497	13.9	123	54	143	128	61	11	198	61	
1ST SENATE	3579	497	13.9	123	54	143	128	61	11	198	61	
4TH ASSEMBLY	3579	497	13.9	123	54	143	128	61	11	198	61	
4TH SUPERVISORIAL 91	3579	497	13.9	123	54	143	128	61	11	198	61	
TOWN OF LOOMIS	3579	497	13.9	123	54	143	128	61	11	198	61	



PRESIDENTIAL GENERAL ELECTION NOVEMBER 3, 1992

17 \*\*\*GRAND TOTALS

\* \* TOWN OF LOOMIS - TOWN CLERK & TREASURER \* \*

	REGISTRATION	BALLOTS CAST	TURNOUT	TOWN OF LOMIS	CRICKETT STROCK	ANNA NAKASHOJI	TOWN OF LOMIS	HENRY SCHERRER	HAZEL HINELINE
PLACER COUNTY	3579	2905	81.2	1094	1387		1087	1419	
4TH CONGRESSIONAL	3579	2905	81.2	1094	1387		1087	1419	
1ST SENATE	3579	2905	81.2	1094	1387		1087	1419	
4TH ASSEMBLY	3579	2905	81.2	1094	1387		1087	1419	
4TH SUPERVISORIAL 91	3579	2905	81.2	1094	1387		1087	1419	
TOWN OF LOOMIS	3579	2905	81.2	1094	1387		1087	1419	

PRESIDENTIAL GENERAL ELECTION, NOVEMBER 3, 1992

17 \*\*\*ABSENTEE TOTALS

\* \* TOWN OF LOOMIS - TOWN CLERK & TREASURER \* \*

	REGISTRATION	BALLOTS CAST	TURNOUT	TOWN OF LOMIS CRICKETT STROCK	ANNA NAKASHOJI	TOWN OF LOMIS HENRY SCHREER	HAZEL HINELINE
PLACER COUNTY	3579	497	13.9	179	244	218	209
4TH CONGRESSIONAL	3579	497	13.9	179	244	218	209
1ST SENATE	3579	497	13.9	179	244	218	209
4TH ASSEMBLY	3579	497	13.9	179	244	218	209
4TH SUPERVISORIAL 91	3579	497	13.9	179	244	218	209
TOWN OF LOOMIS	3579	497	13.9	179	244	218	209

PRESIDENTIAL GENERAL ELECTION NOVEMBER 3, 1992

\* \* TOWN OF LOOMIS - TOWN CLERK & TREASURER \* \*

17

	REGISTRATION	BALLOTS CAST	TURNOUT	TOWN OF Loomis	CRICKET STREET	ANNA NAKASHOJI	TOWN OF FRENCH LAURENCE	HENRY SCHERRER	HAZEL HINELINE
4300-CP 4300	417	286	68.6	108	137		119	131	
4301-CP 4301/13	878	544	62.0	218	240		189	262	
4303-CP 4303/11	1171	753	64.3	301	336		278	379	
4305-CP 4305/07	737	512	69.5	163	284		188	262	
64301-MB 4301	24	20	83.3	14	4		4	11	
64303-MB 4303	3	2	66.7						
64309-MB 4309/50/51	140	111	79.3	36	61		35	65	
64352-MB 4352/53/54	72	63	87.5	25	33		17	38	
64354-MB 4354/56	54	48	88.9	20	20		10	31	
64355-MB 4355/57/59	14	13	92.9	11	0		2	9	
64356-MB 4356	20	15	75.0	2	8		4	5	
64358-MB 4358/60	49	41	83.7	15	20		22	16	
ABSENTEE TOTALS	3579	497	13.9	179	244		218	209	
GRAND TOTALS	3579	2905	81.2	1094	1387		1087	1419	

## PRESIDENTIAL GENERAL ELECTION, NOVEMBER 3, 1992

18 \*\*\*GRAND TOTALS

\* \* TRUCKEE TAHOE AIRPORT \* \*

	REGISTRATION	BALLOTS CAST	TURNOUT	DIRECTOR TRUCKEE TAHOE AIRPORTS MICHAEL GARNETT	LOUIS REINKENS	TOM MEADOWS	THOMAS HARRISON	WILLIAM CHILCOTT	HERB WEISBROT
PLACER COUNTY	6997	5441	77.8	1255	1457	1965	1956	1550	1126
4TH CONGRESSIONAL	6997	5441	77.8	1255	1457	1965	1956	1550	1126
1ST SENATE	6997	5441	77.8	1255	1457	1965	1956	1550	1126
4TH ASSEMBLY	6997	5441	77.8	1255	1457	1965	1956	1550	1126
5TH SUPERVISORIAL 91	6997	5441	77.8	1255	1457	1965	1956	1550	1126
UNINCORPORATED AREA	6997	5441	77.8	1255	1457	1965	1956	1550	1126

PRESIDENTIAL GENERAL ELEC , NOVEMBER 3, 1992

18 \*\*\*ABSENTEE TOTALS

\* \* TRUCKEE TAHOE AIRPORT \* \*

	REGISTRATION	BALLOTS CAST	TURNOUT	DIRECTOR TRUCKEE TAHOE AIRPORTS MICHAEL GARNETT	LOUIS REINKENS	TOM MEADOWS	THOMAS HARRISON	WILLIAM CHILCOTT	HERB WEISBROT
PLACER COUNTY	6997	987	14.1	249	263	414	383	351	237
4TH CONGRESSIONAL	6997	987	14.1	249	263	414	383	351	237
1ST SENATE	6997	987	14.1	249	263	414	383	351	237
4TH ASSEMBLY	6997	987	14.1	249	263	414	383	351	237
5TH SUPERVISORIAL 91	6997	987	14.1	249	263	414	383	351	237
UNINCORPORATED AREA	6997	987	14.1	249	263	414	383	351	237

## PRESIDENTIAL GENERAL ELECTI NOVEMBER 3, 1992

18

\* \* TRUCKEE TAHOE AIRPORT \* \*

		REGISTRATION	BALLOTS CAST	TURNOUT	DIRECTOR TRUCKEE TAHOE AIRPORTS	MICHAEL GARNETT	LOUIS REINKENS	TOM MEADOWS	THOMAS HARRISON	WILLIAM CHILCOTT	HERB WEISBROT
5902-CP	5902/20	858	529	61.7	141	138	179	164	131	73	
5904-CP	5904	715	435	60.8	65	108	141	147	103	93	
5906-CP	5906	522	333	63.8	69	92	104	110	98	83	
5908-CP	5908/10	984	626	63.6	127	174	185	219	174	170	
5912-CP	5912/16	937	570	60.8	164	170	203	229	139	105	
5918-CP	5918	349	349	58.7	72	82	115	119	80	58	
5922-CP	5922	714	482	67.5	110	128	168	157	127	77	
5924-CP	5924	581	391	67.3	84	111	119	139	103	72	
5926-CP	5926	572	350	61.2	84	76	147	132	87	65	
65851-MB	5851	0	0	0.0	0	0	0	0	0	0	
65853-MB	5853/51/5920	179	134	74.9	34	41	51	43	53	33	
65904-MB	5904	1	0	0.0	0	0	0	0	0	0	
65950-MB	5950	6	5	83.3							
65952-MB	5952/50	20	15	75.0							
65954-MB	5954/52/50	313	235	75.1	54	70	130	108	95	54	
ABSENTEE TOTALS		6997	987	14.1	249	263	414	383	351	237	
GRAND TOTALS		6997	5441	77.8	1255	1457	1965	1956	1550	1126	



PRESIDENTIAL GENERAL ELECTION, NOVEMBER 3, 1992

19 \*\*\*GRAND TOTALS

\* \* AMERICAN RIVER FIRE - FULL & SHORT TERM \* \*

	REGISTRATION	BALLOTS CAST	TURNOUT	FULL AT MERIDIAN RECORD FIVES	RANDALL FOX	BOB FERRY	BRIAN SMITH	CAROL BRYANT	RALPH GOBBELL	STEPHEN HANSON	THOMAS DITHRIDGE	MELVIN CASTLE	TERRIE CARROLL	*ROBERT WOODWARD	SHORT TERM RECORD FIVES	JAMES VANDERVEEN	KENNETH THOMPSON
PLACER COUNTY	177	121	68.4	6	43	14	48	14	53	7	19	7	24		41	50	
4TH CONGRESSIONAL	177	121	68.4	6	43	14	48	14	53	7	19	7	24		41	50	
1ST SENATE	177	121	68.4	6	43	14	48	14	53	7	19	7	24		41	50	
4TH ASSEMBLY	177	121	68.4	6	43	14	48	14	53	7	19	7	24		41	50	
1ST SUPERVISORIAL 91	177	121	68.4	6	43	14	48	14	53	7	19	7	24		41	50	
UNINCORPORATED AREA	177	121	68.4	6	43	14	48	14	53	7	19	7	24		41	50	

PRESIDENTIAL GENERAL ELECTION, NOVEMBER 3, 1992

\* \* AMERICAN RIVER FIRE - FULL & SHORT TERM \* \*

19 \*\*\*ABSENTEE TOTALS

	REGISTRATION	BALLOTS CAST	TURNOUT
PLACER COUNTY	177	1	0.6
4TH CONGRESSIONAL	177	1	0.6
1ST SENATE	177	1	0.6
4TH ASSEMBLY	177	1	0.6
1ST SUPERVISORIAL 91	177	1	0.6
UNINCORPORATED AREA	177	1	0.6

FULL  
AT MER  
MERIC  
I-CD  
AIRN  
E RC  
IT  
VOR  
R F  
IRE  
E3

RANDAL  
FOX

BOB  
FERRY

BRIAN  
SMITH

CAROL  
BRYANT

RALPH  
GOBBELL

STEPHEN  
HANSON

THOMAS  
DITHRIDGE

MELVIN  
CASTLE


TERRIE  
CARROLL

\*ROBERT  
WOODWARD

SHO  
MR  
ET  
RIT  
CE  
ARM  
R-  
I  
VD  
EIR  
RE  
FC  
IT  
RO  
ER

JAMES  
VANDERVEEN

KENNETH  
THOMPSON



PRESIDENTIAL GENERAL ELECT NOVEMBER 3, 1992

\*\* AMERICAN RIVER FIRE - FULL & SHORT TERM \*\*

19

	REGISTRATION	BALLOTS CAST	TURNOUT	FULL AT MERRICK CD AIR RE CT IVER R FIRE ES	RANDAL FOX	BOB FERRY	BRIAN SMITH	CAROL BRYANT	RALPH GOBBELL	STEPHEN HANSON	THOMAS DITHRIDGE	MELVIN CASTLE	TERRIE CARROLL	*ROBERT WOODWARD	SHORT TERM R- VANDER VEEN R CT ROR	JAMES VANDER VEEN	KENNETH THOMPSON
61657-MB 1657/59	177	120	67.8	6	43	14	48	14	52	7	19	7	24	41	49		
ABSENTEE TOTALS	177	1	0.6														
GRAND TOTALS	177	121	68.4	6	43	14	48	14	53	7	19	7	24	41	50		

PRESIDENTIAL GENERAL ELECTION NOVEMBER 3, 1992

20 \*\*\*GRAND TOTALS

\* \* PLACER HILLS FIRE \* \*

	REGISTRATION	BALLOTS CAST	TURNOUT	DIRECTOR PLACER HILLS FIRES BOB JEFFRIES	RICHARD ROGERS	WALLY REEMELIN	*KENNY LEWIS	*DENNIS MAGUIRE	CHRIS MAVY	HAROLD HULL	JAMES PILLOW	RAY DRAPER	ROBERT CHIPP
PLACER COUNTY	6041	4977	82.4	1547	1806	780	1844	3208	452	404	724	754	467
4TH CONGRESSIONAL	6041	4977	82.4	1547	1806	780	1844	3208	452	404	724	754	467
1ST SENATE	6041	4977	82.4	1547	1806	780	1844	3208	452	404	724	754	467
4TH ASSEMBLY	6041	4977	82.4	1547	1806	780	1844	3208	452	404	724	754	467
5TH SUPERVISORIAL 91	6041	4977	82.4	1547	1806	780	1844	3208	452	404	724	754	467
UNINCORPORATED AREA	6041	4977	82.4	1547	1806	780	1844	3208	452	404	724	754	467

PRESIDENTIAL GENERAL ELECT , NOVEMBER 3, 1992

20 \*\*\*ABSENTEE TOTALS

\* \* PLACER HILLS FIRE \* \*

	REGISTRATION	BALLOTS CAST	TURNOUT	DIRECTOR PLACER HILLS FIRES	BOB JEFFRIES	RICHARD ROGERS	WALLY REEMELIN	*KENNETH LEWIS	*DENNIS MAGUIRE	CHRIS MAVY	HAROLD HULL	JAMES PILLOW	RAY DRAPER	ROBERT CHIPP
PLACER COUNTY	6041	997	16.5	317	347	200	345	646	92	84	177	191	85	
4TH CONGRESSIONAL	6041	997	16.5	317	347	200	345	646	92	84	177	191	85	
1ST SENATE	6041	997	16.5	317	347	200	345	646	92	84	177	191	85	
4TH ASSEMBLY	6041	997	16.5	317	347	200	345	646	92	84	177	191	85	
5TH SUPERVISORIAL 91	6041	997	16.5	317	347	200	345	646	92	84	177	191	85	
UNINCORPORATED AREA	6041	997	16.5	317	347	200	345	646	92	84	177	191	85	

PRESIDENTIAL GENERAL ELECTION, NOVEMBER 3, 1992

\* \* PLACER HILLS FIRE \* \*

20

	REGISTRATION	BALLOTS CAST	TURNOUT	DIRECTOR PLACER HILLS FIRES	BOB JEFF FRIES	RICHARD ROGERS	WALLY REEMELTIN	* KENNY LEWIS	* DENNIS MAGUIRE	CHRIS MAVY	HAROLD HULL	JAMES PILLOW	RAY DRAPER	ROBERT CHIPP
5700-CP 5700	564	390	69.1	117	135	53	160	256	30	35	50	53	36	
5701-CP 5701	533	364	68.3	144	123	54	114	219	49	29	54	46	28	
5702-CP 5702/04	1031	637	61.8	200	161	111	170	376	52	48	116	127	84	
5703-CP 5703	659	438	66.5	151	155	47	190	302	49	27	147	47	62	
5705-CP 5705	452	329	72.8	89	100	43	104	212	25	19	38	43	71	
5804-CP 5304	288	160	55.6	64	43	17	52	106	15	15	17	20	12	
5901-CP 5901	769	498	64.8	149	193	74	201	319	34	39	64	69	26	
5905-CP 5905	562	346	61.6	92	153	55	149	227	33	41	50	53	16	
5907-CP 5907	573	392	68.4	119	183	67	167	250	39	46	66	53	24	
5909-CP 5909	471	312	66.2	74	179	42	161	220	24	10	51	45	13	
65571-MB 5571	30	26	86.7	4	5	2	2	14	4	3	2	2	3	
65890-MB 5890	65	54	83.1	21	13	13	12	39	3	4	9	5	3	
65907-MB 5907	41	31	75.6	6	16	2	17	22	3	4	2	0	0	
65950-MB 5950	3	3	100.0											
ABSENTEE TOTALS	6041	997	16.5	317	347	200	345	646	92	84	177	191	85	
GRAND TOTALS	6041	4977	82.4	1547	1806	780	1844	3208	452	404	724	754	467	

PRESIDENTIAL GENERAL ELECTION, NOVEMBER 3, 1992

21 \*\*\*GRAND TOTALS

SOUTH PLACER FIRE \* \*

	REGISTRATION	BALLOTS CAST	TURNOUT	DIRECTOR PLACER FIRE DISTRICT 3	WAYNE STILLWELL	SALLY ROBINSON	*CHET MOLLER	DAVE HODSON	*CHARLES KEMPER
PLACER COUNTY	11279	9551	84.7	2777	2285	2594	1694	4087	
4TH CONGRESSIONAL	11279	9551	84.7	2777	2285	2594	1694	4087	
1ST SENATE	11279	9551	84.7	2777	2285	2594	1694	4087	
4TH ASSEMBLY	11279	9551	84.7	2777	2285	2594	1694	4087	
1ST SUPERVISORIAL 91	377	310	82.2	88	114	90	57	125	
3RD SUPERVISORIAL 91	1013	837	82.6	236	176	205	98	314	
4TH SUPERVISORIAL 91	9889	8404	85.0	2453	1995	2299	1539	3648	
TOWN OF LOOMIS	103	89	86.4	15	19	27	10	46	
UNINCORPORATED AREA	11176	9462	84.7	2762	2266	2567	1684	4041	

PRESIDENTIAL GENERAL ELECTION, NOVEMBER 3, 1992

21 \*\*\*ABSENTEE TOTALS

SOUTH PLACER FIRE \* \*

	REGISTRATION	BALLOTS CAST	TURNOUT	DIRECTOR PLACER FIRE DISTRICT 3 WAYNE STILLWELL	SALLY ROBINSON	*CHET MOLLER	DAVE HODSON	*CHARLES KEMPER
PLACER COUNTY	11279	2080	18.4	654	508	622	438	958
4TH CONGRESSIONAL	11279	2080	18.4	654	508	622	438	958
1ST SENATE	11279	2080	18.4	654	508	622	438	958
4TH ASSEMBLY	11279	2080	18.4	654	508	622	438	958
1ST SUPERVISORIAL 91	377	61	16.2	20	19	15	11	29
3RD SUPERVISORIAL 91	1013	124	12.2	32	30	31	19	48
4TH SUPERVISORIAL 91	9889	1895	19.2	602	459	576	408	881
TOWN OF LOOMIS	103	0	0.0	0	0	0	0	0
UNINCORPORATED AREA	11176	2080	18.6	654	508	622	438	958



PRESIDENTIAL GENERAL ELEC. . . . . NOVEMBER 3, 1992

21

SOUTH PLACER FIRE \* \*

	REGISTRATION	BALLOTS CAST	TURNOUT	DIRECTOR SOUTH PLACER FIRE DISTRICT 3	WAYNE STILLWELL	SALLY ROBISON	*CHET MOLLER	DAVE HODSON	*CHARLES KEMPER
1170-CP	1170	377	249	66.0	68	95	75	46	96
3600-CP	3600	108	71	65.7	19	19	25	6	26
3602-CP	3602	432	303	70.1	91	76	56	35	110
3604-CP	3604	369	240	65.0	69	37	68	18	98
4170-CP	4170	592	363	61.3	133	79	103	76	139
4172-CP	4172/76	618	392	63.4	127	90	120	69	157
4174-CP	4174/80	498	337	67.1	93	86	60	61	123
4188-CP	4188	679	434	63.9	142	113	136	69	158
4376-CP	4376	678	437	64.5	119	109	121	73	178
4604-CP	4604	259	163	62.9	38	31	51	12	60
4606-CP	4606	745	510	68.5	117	111	136	71	219
4608-CP	4608/10	803	504	62.8	135	107	125	52	266
4612-CP	4612/16	1010	616	61.0	181	164	141	113	252
4614-CP	4614/26	919	555	60.4	152	106	139	106	219
4618-CP	4618/24	947	605	63.9	159	174	174	113	265
4620-CP	4620	496	332	66.9	108	71	86	103	156
4622-CP	4622	687	437	63.6	103	99	106	85	194
63602-MB	3602/00	104	99	95.2	25	14	25	20	32
64072-MB	4072/4178/82	214	158	73.8	45	43	37	26	66
64090-MB	4090	18	10	55.6					
64092-MB	4092/4650	139	125	89.9	52	36	37	21	81
64170-MB	4170	0	0	0.0	0	0	0	0	0
64172-MB	4172/70/4376	22	20	90.9	2	3	6	3	6
64184-MB	4184/86/92	170	164	96.5	45	26	40	20	78
64354-MB	4354/56	54	48	88.9	8	11	16	5	19
64358-MB	4358/60	49	41	83.7	7	8	11	5	27
64374-MB	4374/76/4170	120	101	84.2	22	26	37	14	41
64604-MB	4604/08/4170	182	157	86.3	61	41	38	34	81
ABSENTEE TOTALS	11279	2080	18.4	654	508	622	438	958	
GRAND TOTALS	11279	9551	84.7	2777	2285	2594	1694	4087	

PRESIDENTIAL GENERAL ELECTION, NOVEMBER 3, 1992

22 \*\*\*GRAND TOTALS

\* \* TAHOE FOREST HOSPITAL - FULL & SHORT TERM \* \*

	REGISTRATION	BALLOTS CAST	TURNOUT	DIR TECH OOPER - FF OU RL EL ST TE HR OM SP IT AE L2	* HOWARD BOONE	* LAURIE MARTIN	HERBERT WEISBROT	DIR TECH OOPER - FS OH RO ER ST T HE OR SM PI T AE L2	J O H N F A L K	* ROB ESKRIDGE	* JAMES COOK J R.
PLACER COUNTY	6997	5441	77.8	3084	2792	936	1814	2335	1575		
4TH CONGRESSIONAL	6997	5441	77.8	3084	2792	936	1814	2335	1575		
1ST SENATE	6997	5441	77.8	3084	2792	936	1814	2335	1575		
4TH ASSEMBLY	6997	5441	77.8	3084	2792	936	1814	2335	1575		
5TH SUPERVISORIAL 91	6997	5441	77.8	3084	2792	936	1814	2335	1575		
UNINCORPORATED AREA	6997	5441	77.8	3084	2792	936	1814	2335	1575		

PRESIDENTIAL GENERAL ELEC. .... NOVEMBER 3, 1992

22 \*\*\*ABSENTEE TOTALS

\* \* TAHOE FOREST HOSPITAL - FULL & SHORT TERM \* \*

	REGISTRATION	BALLOTS CAST	TURNOUT	DIR TECH HOOPER - FF OUREL STTE HR MSP IT AE L2	* H O W A R D B O O N E	* L A U R I E M A R T I N	H E R B E R T W E I S B R O T	DIR TECH HOOPER - F S O R O R E S T T H E R S M P I T A E L 2	J O H N F A L K	* R O B E S K R I D G E	* J A M E S C O O K J R.
PLACER COUNTY	6997	987	14.1	608	563	174	333	465	356		
4TH CONGRESSIONAL	6997	987	14.1	608	563	174	333	465	356		
1ST SENATE	6997	987	14.1	608	563	174	333	465	356		
4TH ASSEMBLY	6997	987	14.1	608	563	174	333	465	356		
5TH SUPERVISORIAL 91	6997	987	14.1	608	563	174	333	465	356		
UNINCORPORATED AREA	6997	987	14.1	608	563	174	333	465	356		

PRESIDENTIAL GENERAL ELECT..... NOVEMBER 3, 1992

22

\* \* TAHOE FOREST HOSPITAL - FULL & SHORT TERM \* \*

		REGISTRATION	BALLOTS CAST	TURNOUT	DIR TEACHER OORER - FF OURL STTE HR M S P IT AL	* H O W A R D B O O N E	* L A U R I E M A R T I N	H E R B E R T W E I S B R O T	DIR TEACHER OORER - F S O R R E S T T J O H N F A L K	* R O B E S K R I D G E	* J A M E S C O O K J R .
5902-CP	5902/20	858	529	61.7	282	274	77	126	211	168	
5904-CP	5904	715	435	60.8	231	217	74	141	185	106	
5906-CP	5906	522	333	63.8	160	172	69	125	138	91	
5908-CP	5908/10	984	626	63.6	317	285	140	228	257	185	
5912-CP	5912/16	937	570	60.8	364	290	98	201	252	150	
5918-CP	5918	595	349	58.7	199	157	57	117	123	91	
5922-CP	5922	714	482	67.5	231	217	67	140	176	122	
5924-CP	5924	581	391	67.3	212	184	61	131	167	88	
5926-CP	5926	572	350	61.2	205	178	55	128	149	87	
65610-MB	5610	0	0	0.0	0	0	0	0	0	0	
65853-MB	5853/51/5920	179	134	74.9	94	81	21	40	73	45	
65904-MB	5904	1	0	0.0	0	0	0	0	0	0	
65950-MB	5950	6	5	83.3							
65952-MB	5952/50	20	15	75.0	5	5	1	4	4	3	
65954-MB	5954/52/50	313	235	75.1	172	166	41	99	132	81	
ABSENTEE TOTALS		6997	987	14.1	608	563	174	333	465	356	
GRAND TOTALS /		6997	5441	77.8	3084	2792	936	1814	2335	1575	

## PRESIDENTIAL GENERAL ELEC....., NOVEMBER 3, 1992

23 \*\*\*GRAND TOTALS

\* \* AUBURN AREA RECREATION &amp; PARK DISTRICT \* \*

	REGISTRATION	BALLOTS CAST	TURNOUT	D AUBURN ELECTOR NO R A R E A R E C . & P A R K S	M A R K J A N S E N	M I C H A E L M U R P H Y	J I M M C A F E E	* J U G C O V I C H	C H A R L E S W A L L G R E N
PLACER COUNTY	22731	18781	82.6	6123	7137	5918	7022	4911	
4TH CONGRESSIONAL	22731	18781	82.6	6123	7137	5918	7022	4911	
1ST SENATE	22731	18781	82.6	6123	7137	5918	7022	4911	
4TH ASSEMBLY	22731	18781	82.6	6123	7137	5918	7022	4911	
3RD SUPERVISORIAL 91	18088	14911	82.4	4861	5425	4597	5663	3868	
5TH SUPERVISORIAL 91	4643	3870	83.4	1262	1712	1321	1359	1043	
AUBURN	7565	6276	83.0	2132	2430	1861	2530	1663	
UNINCORPORATED AREA	15166	12505	82.5	3991	4707	4057	4492	3248	

PRESIDENTIAL GENERAL ELECT..... NOVEMBER 3, 1992

23 \*\*\*ABSENTEE TOTALS

\* \* AUBURN AREA RECREATION & PARK DISTRICT \* \*

	REGISTRATION	BALLOTS CAST	TURNOUT	D A I R B E C T O R N O R A R E A R E C - & P A R K S	M A R K J A N S E N	M I C H A E L M U R P H Y	J I M M C A F E E	* J U G C O V I C H	C H A R L E S W A L L G R E N
PLACER COUNTY	22731	4922	21.7	1681	1922	1669	2173	1355	
4TH CONGRESSIONAL	22731	4922	21.7	1681	1922	1669	2173	1355	
1ST SENATE	22731	4922	21.7	1681	1922	1669	2173	1355	
4TH ASSEMBLY	22731	4922	21.7	1681	1922	1669	2173	1355	
3RD SUPERVISORIAL 91	18088	4109	22.7	1419	1569	1376	1838	1116	
5TH SUPERVISORIAL 91	4643	813	17.5	262	353	293	335	239	
AUBURN	7565	1752	23.2	615	681	540	860	497	
UNINCORPORATED AREA	15166	3170	20.9	1066	1241	1129	1313	858	

PRESIDENTIAL GENERAL ELECT., NOVEMBER 3, 1992

\* \* AUBURN AREA RECREATION & PARK DISTRICT \* \*

		REGISTRATION	BALLOTS CAST	TURNOUT	DIRECTOR AUBURN AREA RECREATION & PARKS	MARK JANSEN	MICHAEL MURPHY	JIM MCCAFFEE	*JUG COVICH	CHARLES WALLGREEN
3400	-CP	3400/04	622	383	61.6	149	153	121	130	87
3401	-CP	3401	633	356	56.2	118	116	90	130	95
3402	-CP	3402	758	441	58.2	147	166	146	186	144
3403	-CP	3403	677	372	54.9	102	109	89	118	91
3405	-CP	3405/07	876	565	64.5	200	250	186	182	145
3406	-CP	3406	650	366	56.3	149	127	108	153	84
3408	-CP	3408	559	345	61.7	117	130	95	165	95
3410	-CP	3410	441	239	54.2	63	108	64	100	51
3412	-CP	3412	478	293	61.3	90	114	76	110	82
3414	-CP	3414	644	336	51.9	133	169	101	153	100
3416	-CP	3416	403	225	55.8	61	73	59	72	71
3418	-CP	3418/20	750	488	65.1	167	217	167	138	104
3470	-CP	3470	485	308	63.5	111	102	115	121	81
3471	-CP	3471	282	162	57.4	63	44	56	72	36
3472	-CP	3472	522	311	59.6	106	121	88	128	81
3600	-CP	3600	409	276	67.5	81	95	96	99	46
3601	-CP	3601/03	1067	529	49.6	162	168	130	174	139
3605	-CP	3605	640	418	65.3	130	135	117	139	110
3607	-CP	3607/09	921	555	60.3	191	197	173	214	151
3611	-CP	3611/13	1178	629	53.4	166	182	173	184	164
3615	-CP	3615/25	564	272	48.2	74	61	84	86	79
3617	-CP	3617	648	374	57.7	92	121	112	190	96
3619	-CP	3619/27	661	401	60.7	114	115	134	84	97
3621	-CP	3621/23	728	460	63.2	136	183	137	156	98
3705	-CP	3705	143	80	55.9	25	33	23	27	22
3800	-CP	3800	671	425	63.3	128	152	120	153	126
3801	-CP	3801	714	476	66.7	156	170	151	168	122
3805	-CP	3805	160	95	59.4	52	60	43	61	43
5623	-CP	5623	359	192	53.5	56	65	69	72	48
5711	-CP	5711/13	994	587	59.1	226	260	186	188	150
5804	-CP	5804	417	236	56.6	90	103	77	77	62
5805	-CP	5805	428	290	67.8	87	129	89	102	72
5901	-CP	5901	769	498	64.8	160	210	177	163	144
5905	-CP	5905	562	346	61.6	92	176	92	146	93
5907	-CP	5907	573	392	68.4	126	189	160	121	113
5909	-CP	5909	269	293	108.9	89	135	99	78	62
63405	-MB	3405	0	0	0.0	0	0	0	0	0
63453	-MB	3453	1	1	100.0					
63455	-MB	3455	73	64	87.7	20	17	18	32	17
63600	-MB	3602/00	104	99	95.2	20	33	24	25	18
63603	-MB	3603/05/3490	59	63	106.8	16	18	17	22	9
63607	-MB	3607/3471	117	94	80.3	31	38	38	33	23
63611	-MB	3611/17/23	76	45	59.2	17	14	21	19	10
63615	-MB	3615	108	71	65.7	22	18	21	25	17
63701	-MB	3701/3805	59	54	91.5	20	26	13	20	9
63705	-MB	3705/3800	153	36	23.5	12	21	14	15	9
65623	-MB	5623	3	2	66.7					
65713	-MB	5713	7	0	0.0	0	0	0	0	0
65751	-MB	5751	101	91	90.1	25	29	36	30	19
65806	-MB	5806	96	76	79.2	25	27	24	31	27

PRESIDENTIAL GENERAL ELECTION NOVEMBER 3, 1992

23

\* \* AUBURN AREA RECREATION & PARK DISTRICT \* \*

	REGISTRATION	BALLOTS CAST	TURNOUT	D AUBURN RECREATION & PARKS AREA	M A R K J A N S E N	M I C H A E L M U R P H Y	J I M M C A F E E	* J U G C O V I C H	C H A R L E S W A L L G R E N
65890-MB 5890	65	54	83.1		24	36	19	14	14
ABSENTEE TOTALS	22731	4922	21.7	1681	1922	1669	2173	1355	
GRAND TOTALS	22731	18781	82.6	6123	7137	5918	7022	4911	



PRESIDENTIAL GENERAL ELECTION NOVEMBER 3, 1992

24 \*\*\*GRAND TOTALS

\* \* TRUCKEE DONNER RECREATION & PARK DISTRICT \* \*

	REGISTRATION	BALLOTS CAST	TURNOUT	P A R K T R U C K E E - D O N N E R R E C A R D	K E I T H B I E R W I R T H	* D E B O R A H M A W H A R	C L A U D E D E W A R R A T	H E R B E R T W E I S B R O T
PLACER COUNTY	339	255	75.2		70	160	84	56
4TH CONGRESSIONAL	339	255	75.2		70	160	84	56
1ST SENATE	339	255	75.2		70	160	84	56
4TH ASSEMBLY	339	255	75.2		70	160	84	56
5TH SUPERVISORIAL 91	339	255	75.2		70	160	84	56
UNINCORPORATED AREA	339	255	75.2		70	160	84	56

PRESIDENTIAL GENERAL ELECTION, NOVEMBER 3, 1992

24 \*\*\*ABSENTEE TOTALS

\* \* TRUCKEE DONNER RECREATION & PARK DISTRICT \* \*

	REGISTRATION	BALLOTS CAST	TURNOUT	P A R K T R U C K E E D O N N E R R E C O R D O C T O B E R R E C O R D A N D D I S T R I C T	K E I T H B I E R W I R T H	* D E B O R A H M A W H A R	C L A U D E D E W A R R A T	H E R B W E I S B R O T
PLACER COUNTY	339	0	0.0	0	0	0	0	0
4TH CONGRESSIONAL	339	0	0.0	0	0	0	0	0
1ST SENATE	339	0	0.0	0	0	0	0	0
4TH ASSEMBLY	339	0	0.0	0	0	0	0	0
5TH SUPERVISORIAL 91	339	0	0.0	0	0	0	0	0
UNINCORPORATED AREA	339	0	0.0	0	0	0	0	0

PRESIDENTIAL GENERAL ELEC / NOVEMBER 3, 1992

24

\* \* TRUCKEE DONNER RECREATION & PARK DISTRICT \* \*

	REGISTRATION	BALLOTS CAST	TURNOUT	PARK TRUCKEE DONNER RECREATION KEITH BIRRWIRTH	* DEBORAH MAWHAR	CLAUDE DEWARRAT	HERB WEISBROT
65950-MB 5950	6	5	83.3				
65952-MB 5952/50	20	15	75.0	3	4	1	6
65954-MB 5954/52/50	313	235	75.1	65	152	80	49
ABSENTEE TOTALS	339	0	0.0	0	0	0	0
GRAND TOTALS	339	255	75.2	70	160	84	56

PRESIDENTIAL GENERAL ELEC1 NOVEMBER 3, 1992

25 \*\*\*GRAND TOTALS

\* \* TRUCKEE SANITARY DISTRICT \* \*

	REGISTRATION	BALLOTS CAST	TURNOUT	DIRECTOR TRUCKEE KOEHR SANITARY DISTRICT 2	* ROBERT AFFELDT	* BRIAN SMART	JERRY GILMORE	SUSAN CRAIG	HERBERT WEISSBROT	DOROTHY WITTMANN
PLACER COUNTY	334	250	74.9		88	99	84	59	17	25
4TH CONGRESSIONAL	334	250	74.9		88	99	84	59	17	25
1ST SENATE	334	250	74.9		88	99	84	59	17	25
4TH ASSEMBLY	334	250	74.9		88	99	84	59	17	25
5TH SUPERVISORIAL 91	334	250	74.9		88	99	84	59	17	25
UNINCORPORATED AREA	334	250	74.9		88	99	84	59	17	25

PRESIDENTIAL GENERAL ELECTION, NOVEMBER 3, 1992

25 \*\*\*ABSENTEE TOTALS

\* \* TRUCKEE SANITARY DISTRICT \* \*

	REGISTRATION	BALLOTS CAST	TURNOUT	DIRECTOR TRUCKEE KOEHLER SANITARY DISTRICT 2	*ROBERT AFFELDT	*BRIAN SMART	JERRY GILMORE	SUSAN CRAIG	HERBERT WEISSBROT	DOROTHY WITTMANN
PLACER COUNTY	334	0	0.0	0	0	0	0	0	0	0
4TH CONGRESSIONAL	334	0	0.0	0	0	0	0	0	0	0
1ST SENATE	334	0	0.0	0	0	0	0	0	0	0
4TH ASSEMBLY	334	0	0.0	0	0	0	0	0	0	0
5TH SUPERVISORIAL 91	334	0	0.0	0	0	0	0	0	0	0
UNINCORPORATED AREA	334	0	0.0	0	0	0	0	0	0	0

PRESIDENTIAL GENERAL ELECT\_ ... NOVEMBER 3, 1992

\* \* TRUCKEE SANITARY DISTRICT \* \*

25

	REGISTRATION	BALLOTS CAST	TURNOUT	DIRECTOR KOEGER SANITARY DISTRICT .2	* ROBERT AFFELDT	* BRIAN SMART	JERRY GILMORE	SUSAN CRAIG	HERBERT WEISBROT	DOROTHY WITTMANN
65904-MB 5904	1	0	0.0	0	0	0	0	0	0	0
65950-MB 5950	3	3	100.0							
65952-MB 5952/50	20	15	75.0	3	3	1	3	2	1	
65954-MB 5954/52/50	310	232	74.8	84	95	81	54	15	24	
ABSENTEE TOTALS	334	0	0.0	0	0	0	0	0	0	0
GRAND TOTALS	334	250	74.9	88	99	84	59	17	25	

PRESIDENTIAL GENERAL ELECTION NOVEMBER 3, 1992

26 \*\*\*GRAND TOTALS

\* \* SACRAMENTO M. U. D. - WARD 1 & WARD 5 \* \*

	REGISTRATION	BALLOTS CAST	TURNOUT	SACRAMENTO WARD 1 ROBERT H. UD MIRUE CTO R	BRADLEY TOWNE	JOHN PADDEN	LINDA DAVIS	SACRAMENTO WARD 5 * PETER KEAT	KEOKI KILTI
PLACER COUNTY	1133	920	81.2	20	57	27	238	247	149
4TH CONGRESSIONAL	1133	920	81.2	20	57	27	238	247	149
1ST SENATE	1133	920	81.2	20	57	27	238	247	149
4TH ASSEMBLY	1133	920	81.2	20	57	27	238	247	149
1ST SUPERVISORIAL 91	976	785	80.4	14	28	18	178	247	149
4TH SUPERVISORIAL 91	157	135	86.0	6	29	9	60		
UNINCORPORATED AREA	1133	920	81.2	20	57	27	238	247	149

PRESIDENTIAL GENERAL ELECT NOVEMBER 3, 1992

26 \*\*\*ABSENTEE TOTALS

\* \* SACRAMENTO M. U. D. - WARD 1 & WARD 5 \* \*

	REGISTRATION	BALLOTS CAST	TURNOUT	SACRAMENTO WARD 1 ROBERT HUDAK	BRADLEY TOWNE	JOHN PADDEN	LINDA DAVIS	SACRAMENTO WARD 5 * PETER KEAT	KEOKI KILTI
PLACER COUNTY	1133	163	14.4	4	6	1	37	54	29
4TH CONGRESSIONAL	1133	163	14.4	4	6	1	37	54	29
1ST SENATE	1133	163	14.4	4	6	1	37	54	29
4TH ASSEMBLY	1133	163	14.4	4	6	1	37	54	29
1ST SUPERVISORIAL 91	976	163	16.7	4	6	1	37	-54	29
4TH SUPERVISORIAL 91	157	0	0.0	0	0	0	0		
UNINCORPORATED AREA	1133	163	14.4	4	6	1	37	54	29



PRESIDENTIAL GENERAL ELE<sup>1</sup> / NOVEMBER 3, 1992

26

\* \* SACRAMENTO M. U. D. - WARD 1 & WARD 5 \* \*

	REGISTRATION	BALLOTS CAST	TURNOUT	SACRAMENTO DIRECTOR ROBERT HUDAK	BRADLEY TOWNE	JOHN PADDEN	LINDA DAVIS	SACRAMENTO DIRECTOR * PETER KEAT	KEOKI KILTI
1170-CP 1170	377	249	66.0	10	22	17	141	106	57
1601-CP 1601/03	270	188	69.6					83	61
1605-CP 1605	318	179	56.3						
61651-MB 1651	11	6	54.5						
64090-MB 4090	18	10	55.6	0	0	0	7		
64092-MB 4092/4650	139	125	89.9	6	29	9	53		
ABSENTEE TOTALS	1133	163	14.4	4	6	1	37	54	29
GRAND TOTALS	1133	920	81.2	20	57	27	238	247	149

PRESIDENTIAL GENERAL ELECTION, NOVEMBER 3, 1992

29 \*\*\*GRAND TOTALS

\* \* TRUCKEE DONNER P. U. D. \* \*

	REGISTRATION	BALLOTS CAST	TURNOUT	DIR TRUCKEE CO KR E D ONNER P. U. D. 3	* JOSEPH A GUERRA	BOB J ONES	* JAMES M AASS	S HARON N IEBLAS	* RICHARD C URRAN	H ERB W EISBROT
PLACER COUNTY	316	238	75.3	155	90	106	85	73	35	
4TH CONGRESSIONAL	316	238	75.3	155	90	106	85	73	35	
1ST SENATE	316	238	75.3	155	90	106	85	73	35	
4TH ASSEMBLY	316	238	75.3	155	90	106	85	73	35	
5TH SUPERVISORIAL 91	316	238	75.3	155	90	106	85	73	35	
UNINCORPORATED AREA	316	238	75.3	155	90	106	85	73	35	

PRESIDENTIAL GENERAL ELECTION, NOVEMBER 3, 1992

29 \*\*\*ABSENTEE TOTALS

\* \* TRUCKEE DONNER P. U. D. \* \*

	REGISTRATION	BALLOTS CAST	TURNOUT	DIRECTOR TRUCKEE DONNER P. U. D.	* JOSEPH AGUIRRA	BOB JONES	* JAMES MAASS	S H A R O N N I E B L A S	* RICHARD CURRAN	HERB WEISBROT
PLACER COUNTY	316	0	0.0	0	0	0	0	0	0	0
4TH CONGRESSIONAL	316	0	0.0	0	0	0	0	0	0	0
1ST SENATE	316	0	0.0	0	0	0	0	0	0	0
4TH ASSEMBLY	316	0	0.0	0	0	0	0	0	0	0
5TH SUPERVISORIAL 91	316	0	0.0	0	0	0	0	0	0	0
UNINCORPORATED AREA	316	0	0.0	0	0	0	0	0	0	0

PRESIDENTIAL GENERAL ELECTION, NOVEMBER 3, 1992

\* \* TRUCKEE DONNER P. U. D. \* \*

29

	REGISTRATION	BALLOTS CAST	TURNOUT	DIRECTOR TRUCKEE DONNER P. U. D. #3	* JOSEPH AGUERA	BOB JONES	* JAMES MAASS	SHARON NIEBLAS	* RICHARD CURRAN	HERB WEISBROT
65950-MB 5950	3	3	100.0							
65954-MB 5954/52/50	313	235	75.1	152	89	105	85	72	34	
ABSENTEE TOTALS	316	0	0.0	0	0	0	0	0	0	
GRAND TOTALS	316	238	75.3	155	90	106	85	73	35	

PRESIDENTIAL GENERAL ELECTION, NOVEMBER 3, 1992

30 \*\*\*GRAND TOTALS

\* \* SAN JUAN SUBURBAN WATER DISTRICT \* \*

	REGISTRATION	BALLOTS CAST	TURNOUT	D S I R N E C T I O N S U B U R B A N W A T E R	R O B E R T S U L L I V A N	V I R G I N I A Z B U R	S A L L Y R O B I S O N	L O U I S L O E R A	K A T H R Y N M A T T H E W S	K E N M I L L E R
PLACER COUNTY	8807	7407	84.1	1809	747	862	480	2266	2393	
4TH CONGRESSIONAL	8807	7407	84.1	1809	747	862	480	2266	2393	
1ST SENATE	8807	7407	84.1	1809	747	862	480	2266	2393	
4TH ASSEMBLY	8807	7407	84.1	1809	747	862	480	2266	2393	
1ST SUPERVISORIAL 91	388	296	76.3	69	31	43	16	94	83	
4TH SUPERVISORIAL 91	8419	7111	84.5	1740	716	819	464	2172	2310	
ROSEVILLE	316	246	77.8	67	25	38	11	81	56	
UNINCORPORATED AREA	8491	7161	84.3	1742	722	824	469	2185	2337	

PRESIDENTIAL GENERAL ELECTION, NOVEMBER 3, 1992

30 \*\*\*ABSENTEE TOTALS

\* \* SAN JUAN SUBURBAN WATER DISTRICT \* \*

	REGISTRATION	BALLOTS CAST	TURNOUT	DIRECTOR SAN JUAN SUBURBAN WATER	ROBERT SULLIVAN	VIRGINIA ZBUR	SALLY ROBISON	LOUIS LOERA	KATHRYN MATTHEWS	KEN MILLER
PLACER COUNTY	8807	1648	18.7	397	201	162	125	509	621	
4TH CONGRESSIONAL	8807	1648	18.7	397	201	162	125	509	621	
1ST SENATE	8807	1648	18.7	397	201	162	125	509	621	
4TH ASSEMBLY	8807	1648	18.7	397	201	162	125	509	621	
1ST SUPERVISORIAL 91	388	39	10.1	8	7	3	1	11	14	
4TH SUPERVISORIAL 91	8419	1609	19.1	389	194	159	124	498	607	
ROSEVILLE	316	16	5.1	3	3	2	0	5	4	
UNINCORPORATED AREA	8491	1632	19.2	394	198	160	125	504	617	

PRESIDENTIAL GENERAL ELECTION, NOVEMBER 3, 1992

\* \* SAN JUAN SUBURBAN WATER DISTRICT \* \*

30

		REGISTRATION	BALLOTS CAST	TURNOUT	DIRECTOR STANLEY JUAN SUBURBAN WATER	ROBERT SULLIVAN	VIRGINIA ZBUR	SALLY ROBINSON	LOUIS LOERA	KATHRYN MATTHEWS	KEN MILLER
1102-CP	1102/16	170	102	60.0	21	8	17	1	30	20	
1170-CP	1170	129	77	59.7	16	6	10	6	23	34	
4170-CP	4170	592	363	61.3	88	37	43	32	106	111	
4172-CP	4172/76	613	392	63.4	103	40	58	20	110	116	
4174-CP	4174/80	488	337	69.1	83	41	36	17	104	84	
4188-CP	4188	679	434	63.9	104	45	50	23	130	127	
4376-CP	4376	678	437	64.5	103	47	65	28	120	129	
4606-CP	4606	347	225	64.8	37	20	45	12	64	76	
4608-CP	4608/10	178	105	59.0	27	6	13	4	28	30	
4612-CP	4612/16	1010	616	61.0	165	46	65	38	190	193	
4614-CP	4614/26	919	555	60.4	131	51	62	32	155	170	
4618-CP	4618/24	947	605	63.9	147	47	78	47	207	198	
4620-CP	4620	496	332	66.9	71	40	38	19	107	126	
4622-CP	4622	687	437	63.6	84	52	33	32	151	125	
61100-MB	1100/18	89	78	87.6	24	10	13	8	30	15	
64072-MB	4072/4178/82	214	158	73.8	36	14	23	8	33	54	
64090-MB	4090	18	10	55.6							
64092-MB	4092/4650	139	125	89.9	43	7	13	6	40	47	
64134-MB	4134/50/4050	57	50	87.7	19	4	6	2	16	17	
64184-MB	4184/86/92	170	164	96.5	53	17	11	8	47	46	
64604-MB	4604/08/4170	182	157	86.3	55	8	20	11	44	52	
64620-MB	4620/22	0	0	0.0	0	0	0	0	0	0	
ABSENTEE TOTALS		8807	1648	18.7	397	201	162	125	509	621	
GRAND TOTALS		8807	7407	84.1	1809	747	862	480	2266	2393	

PRESIDENTIAL GENERAL ELECT..... NOVEMBER 3, 1992

31 \*\*\*GRAND TOTALS

\* \* STATE PROPOSITIONS NO. 155 - 158 \* \*

	REGISTRATION	BALLOTS CAST	TURNOUT	FAC PC RI OL PI T I E S S	-BO SN CD H O A O C L T	Y E S	N O	P A R I O L & 1 5 C 6 L E - A N P A A S I S R E N B G O E N R D	Y E S	N O	P R O P 1 5 H I G - H W T A O Y L L M R E O N A D M S E N & T	Y E S	N O	P R O P 1 5 C A L I F O F F I N C A L Y O S T F T	Y E S	N O
PLACER COUNTY	113122	93342	82.5	41990	47215	39569	48247	21201	66014	29550	55027					
4TH CONGRESSIONAL	113122	93342	82.5	41990	47215	39569	48247	21201	66014	29550	55027					
1ST SENATE	113122	93342	82.5	41990	47215	39569	48247	21201	66014	29550	55027					
4TH ASSEMBLY	113122	93342	82.5	41990	47215	39569	48247	21201	66014	29550	55027					
1ST SUPERVISORIAL 91	24687	19872	80.5	9247	9661	8842	9786	4613	13917	6405	11568					
2ND SUPERVISORIAL 91	21924	18627	85.0	8084	9790	7498	10155	4338	13218	5586	11520					
3RD SUPERVISORIAL 91	21957	18098	82.4	7886	9392	7752	9209	3923	12900	5660	10618					
4TH SUPERVISORIAL 91	22951	19148	83.4	8983	9299	8243	9751	4565	13321	6343	11026					
5TH SUPERVISORIAL 91	21603	17597	81.5	7790	9073	7234	9346	3762	12658	5556	10295					
AUBURN	7582	6288	82.9	2951	3042	2909	2998	1336	4503	2084	3506					
COLFAX	701	540	77.0	221	284	260	241	118	374	155	324					
LINCOLN	3722	2795	75.1	1375	1296	1100	1525	608	2008	830	1718					
ROCKLIN	12823	11511	89.8	5076	5970	4727	6187	2735	8096	3649	6931					
ROSEVILLE	29117	23622	81.1	11307	11166	10668	11444	5483	16517	7729	13569					
TOWN OF LOOMIS	3579	2893	80.8	1272	1506	1196	1547	705	2020	911	1757					
UNINCORPORATED AREA	55598	45693	82.2	19788	23951	18709	24305	10216	32496	14192	27222					



PRESIDENTIAL GENERAL ELECT..... NOVEMBER 3, 1992

31 \*\*\*ABSENTEE TOTALS

\* \* STATE PROPOSITIONS NO. 155 - 158 \* \*

	REGISTRATION	BALLOTS CAST	TURNOUT	FACILITY ISSUES -BONDS CDHOA OCALT		PAROLP & SCALE -AN PASIRENB GOENRD		PROP 157 HIGHWAY TAYLOR LAMB REONAD MSEN &T		PROP 158 CALIF. OFFICEL YOSFT	
				YES	NO	YES	NO	YES	NO	YES	NO
PLACER COUNTY	113122	21790	19.3	8963	11937	9203	11358	5302	15166	6869	13034
4TH CONGRESSIONAL	113122	21790	19.3	8963	11937	9203	11358	5302	15166	6869	13034
1ST SENATE	113122	21790	19.3	8963	11937	9203	11358	5302	15166	6869	13034
4TH ASSEMBLY	113122	21790	19.3	8963	11937	9203	11358	5302	15166	6869	13034
1ST SUPERVISORIAL 91	24687	4854	19.7	2096	2549	2177	2394	1184	3348	1567	2848
2ND SUPERVISORIAL 91	21924	4288	19.6	1723	2391	1755	2308	1087	2955	1335	2611
3RD SUPERVISORIAL 91	21957	4896	22.3	1977	2701	2046	2529	1127	3440	1516	2933
4TH SUPERVISORIAL 91	22951	4105	17.9	1805	2141	1810	2085	1069	2806	1385	2379
5TH SUPERVISORIAL 91	21603	3647	16.9	1362	2155	1415	2042	835	2617	1066	2263
AUBURN	7582	1751	23.1	750	928	757	898	414	1229	559	1033
COLFAX	701	72	10.3	25	41	40	26	16	52	28	38
LINCOLN	3722	493	13.2	211	263	177	281	128	333	149	293
ROCKLIN	12823	3126	24.4	1266	1732	1321	1644	790	2150	1033	1852
ROSEVILLE	29117	5715	19.6	2557	2933	2595	2806	1418	3943	1872	3333
TOWN OF LOOMIS	3579	497	13.9	213	267	209	268	124	353	162	309
UNINCORPORATED AREA	55598	10136	18.2	3941	5773	4104	5435	2412	7106	3066	6176

PRESIDENTIAL GENERAL ELECTION, NOVEMBER 3, 1992

\* \* STATE PROPOSITIONS NO. 155 - 158 \* \*

31

		REGISTRATION	BALLOTS CAST	TURNOUT	FAC PRI LIT T I E S S	-B O S N C D H O A O C T	Y E S	N O	P A R I L P & I S C L E A N P A A S I R G G E N D	Y E S	N O	P R O P 1 S H I G H T A Y L A M R E O N A D M E N T	Y E S	N O	P R O P 1 S C A L I F O F F A I N C A L L Y O S T	Y E S	N O
1100-CP	1100/04	1081	593	54.9	300	263	285	273	285	273	120	424	213	320			
1101-CP	1101/41	974	605	62.1	279	295	295	279	295	279	133	422	177	362			
1102-CP	1102/16	935	572	61.2	274	274	241	291	241	308	120	416	205	310			
1103-CP	1103	805	359	69.4	230	305	211	313	211	180	117	409	188	324			
1105-CP	1105	731	396	54.2	201	177	189	180	189	180	98	273	115	240			
1106-CP	1106/40	1217	571	46.9	274	261	230	293	230	293	130	403	165	340			
1107-CP	1107	551	336	61.0	155	162	176	141	176	141	86	227	120	187			
1108-CP	1108	675	388	57.5	196	170	195	167	195	167	85	267	159	201			
1110-CP	1110/38	933	637	68.3	250	286	262	254	262	254	145	364	182	315			
1111-CP	1111/21	1138	637	56.0	310	286	303	294	303	294	134	456	246	331			
1112-CP	1112/14	923	573	62.1	323	226	290	244	290	244	141	400	202	324			
1113-CP	1113	664	404	60.8	201	180	195	174	195	174	92	283	141	224			
1117-CP	1117/19	1169	616	52.7	282	286	285	277	285	277	132	435	218	321			
1118-CP	1118	568	327	57.6	180	135	155	154	155	154	79	229	104	190			
1123-CP	1123	804	481	59.8	230	217	228	209	228	209	107	328	151	266			
1127-CP	1127	694	360	51.9	182	153	172	160	172	160	74	261	112	215			
1129-CP	1129/45	1042	605	58.1	273	297	287	265	287	265	138	419	191	358			
1131-CP	1131/43	1064	693	65.1	331	319	296	347	296	347	164	469	204	408			
1133-CP	1133	705	383	54.3	170	193	168	189	168	189	89	263	115	236			
1135-CP	1135	775	516	66.4	241	247	204	274	204	274	122	350	145	305			
1137-CP	1137	700	451	64.4	225	213	238	192	238	192	111	317	167	250			
1139-CP	1139/49	1207	728	60.3	336	351	294	388	294	388	142	546	237	428			
1147-CP	1147	757	520	68.7	250	258	205	297	205	297	114	382	145	334			
1170-CP	1170	377	249	66.0	125	114	115	123	115	123	59	178	76	153			
1181-CP	1181	730	499	68.4	253	226	200	274	200	274	122	348	155	296			
1183-CP	1183	759	575	75.8	261	285	245	300	245	300	144	396	196	340			
1185-CP	1185/89	629	477	75.8	225	236	200	258	200	258	116	336	133	292			
1187-CP	1187	634	422	66.6	184	223	181	222	181	222	91	312	126	254			
1601-CP	1601/03	806	535	66.4	224	294	202	312	202	312	112	396	153	355			
1605-CP	1605	313	179	56.3	68	95	60	99	60	99	46	112	49	102			
2001-CP	2001/03	1128	684	60.6	345	307	269	372	269	372	140	497	213	410			
2005-CP	2005	690	418	60.6	218	186	176	219	176	219	86	308	128	254			
2007-CP	2007/11	900	526	58.4	279	223	209	287	209	287	114	380	143	339			
2009-CP	2009/13	907	590	65.0	284	275	240	316	240	316	124	428	183	363			
2071-CP	2071	514	363	70.6	150	204	122	226	122	226	99	252	75	267			
2073-CP	2073/75	690	441	63.9	196	222	170	251	170	251	109	301	107	296			
2201-CP	2201/2223	1039	634	61.1	292	320	285	315	285	315	147	455	216	374			
2203-CP	2203/15	731	457	62.5	207	230	175	254	175	254	121	300	131	286			
2205-CP	2205/19	792	525	66.3	277	233	241	260	241	260	111	384	178	306			
2207-CP	2207	995	688	67.3	306	345	273	369	273	369	120	519	228	396			
2209-CP	2209	868	583	67.3	344	316	278	322	278	322	133	403	185	347			
2211-CP	2211/33	1043	668	64.0	320	327	277	364	277	364	154	489	188	439			
2213-CP	2213	772	558	72.3	263	273	236	291	236	291	132	395	171	340			
2217-CP	2217	678	431	63.6	195	219	175	241	175	241	107	297	114	290			
2221-CP	2221	567	413	72.8	160	233	145	247	145	247	96	293	125	252			
2225-CP	2225	534	341	63.9	138	189	133	194	133	194	78	247	95	220			
2229-CP	2229	602	311	51.7	112	169	120	160	120	160	78	201	102	172			
2231-CP	2231	906	569	62.8	252	293	210	332	210	332	125	416	172	355			
2235-CP	2235	673	420	62.4	181	221	168	223	168	223	91	304	138	244			
2241-CP	2241	264	178	67.4	79	96	84	89	84	89	31	142	59	111			



PRESIDENTIAL GENERAL ELECTION, NOVEMBER 3, 1992

\* \* STATE PROPOSITIONS NO. 155 - 158 \* \*

31

		REGISTRATION	BALLOTS CAST	TURNOUT	PACIFIC PRIORITY SESS	PAROL & CLEAN - ANTI - DRUGS	PROP 157 HIGHWAY & TOYOTA REVENUE	PROP 158 BALLOT OFFICIALS
					YES NO	YES NO	YES NO	YES NO
4172	-CP	618	393	63.6	192	182	149	209
4174	-CCP	488	337	69.1	173	153	145	173
4188	-CCP	679	434	63.9	204	209	179	234
4200	-CCP	745	496	66.6	247	228	206	266
4201	-CCP	915	565	61.7	253	283	228	300
4300	-CCP	417	286	68.6	121	158	130	149
4301	-CCP	878	437	62.0	244	269	220	279
4303	-CCP	1171	553	64.3	338	388	302	414
4305	-CCP	737	511	69.3	240	251	217	268
4370	-CCP	559	356	63.7	147	193	133	203
4372	-CCP	666	423	63.5	188	225	177	232
4376	-CCP	678	437	64.5	231	187	207	203
4604	-CCP	447	276	61.7	134	125	126	130
4606	-CCP	745	511	68.6	238	252	222	264
4608	-CCP	803	504	62.8	225	263	219	266
4612	-CCP	1010	616	61.5	251	322	237	300
4614	-CCP	919	554	60.3	279	251	228	339
4618	-CCP	947	605	63.9	275	303	271	299
4620	-CCP	496	332	66.9	150	168	138	171
4622	-CCP	687	437	63.8	244	178	197	219
5500	-CCP	701	468	66.8	196	243	220	215
5570	-CCP	560	355	63.4	150	186	166	172
5571	-CCP	1003	618	61.6	258	328	301	293
5600	-CCP	585	383	65.5	159	214	151	213
5602	-CCP	1015	647	63.7	293	328	235	375
5608	-CCP	711	480	67.5	211	248	168	283
5612	-CCP	723	482	66.7	212	263	188	282
5623	-CCP	359	192	53.5	92	96	96	90
5700	-CCP	564	390	69.1	172	202	161	208
5701	-CCP	533	364	68.3	138	204	140	194
5702	-CCP	1031	637	61.8	252	355	251	347
5703	-CCP	659	438	66.5	200	228	201	220
5705	-CCP	452	329	72.8	149	175	137	177
5711	-CCP	994	587	59.1	278	288	269	290
5800	-CCP	920	571	62.1	228	329	221	324
5804	-CCP	417	236	56.6	94	133	94	128
5805	-CCP	428	290	67.8	133	151	143	139
5901	-CCP	769	498	64.7	221	257	230	247
5902	-CCP	858	529	61.7	308	193	264	228
5904	-CCP	715	435	60.8	198	206	151	236
5905	-CCP	562	346	61.6	170	165	151	168
5906	-CCP	522	333	63.8	168	150	112	197
5907	-CCP	573	392	68.4	155	214	162	208
5908	-CCP	984	628	63.8	272	318	206	368
5909	-CCP	471	312	66.8	159	142	149	148
5912	-CCP	937	570	60.8	311	232	233	296
5918	-CCP	595	349	58.7	216	116	143	172
5922	-CCP	714	482	67.5	247	199	203	238
5924	-CCP	581	392	67.5	195	172	154	207
5926	-CCP	572	350	61.2	200	139	150	182

PRESIDENTIAL GENERAL ELECTION, NOVEMBER 3, 1992

\* \* STATE PROPOSITIONS NO. 155 - 158 \* \*

31

REGISTRATION	BALLOTS CAST	TURNOUT	FACILITATION		PAROL & CLEAN		PROP 157		PROP 158			
			YES	NO	YES	NO	YES	NO	YES	NO		
61100-MB	1100/18	89	79	88.8	52	27	40	35	24	52	21	50
61103-MB	1103	1	0	0.0	0	0	0	0	0	0	0	0
61151-MB	1151/53	2	1	50.0								
61651-MB	1651	11	6	54.5								
61653-MB	1653	11	7	63.6								
61655-MB	1655	31	13	41.9								
61657-MB	1657/59	177	120	67.8	51	64	39	76	35	80	34	76
62051-MB	2051	96	84	87.5	38	42	29	50	16	62	16	59
62053-MB	2053/51	1	0	0.0								
62071-MB	2071/91	32	20	62.5								
62073-MB	2073/75/91	140	86	61.4	39	47	34	50	21	64	18	65
62093-MB	2093	66	56	84.8	23	31	27	28	8	45	8	44
62095-MB	2095	73	60	82.2	21	38	27	32	25	33	19	38
62191-MB	2191/2661	42	33	78.6	9	23	6	26	5	26	5	27
62227-MB	2227/45	106	89	84.0	45	42	48	38	39	46	35	48
62237-MB	2237/39	7	3	42.9								
62239-MB	2239/2370	104	56	53.8	24	31	19	35	11	44	9	45
62247-MB	2247/49/53	190	167	87.9	81	80	58	99	35	117	40	102
62291-MB	2291/2661	10	9	90.0								
62295-MB	2295/97	3	2	66.7								
62601-MB	2601	26	14	53.8	8	6	6	8	6	8	2	12
62603-MB	2603	8	8	100.0								
62653-MB	2653	35	31	88.6	10	21	5	25	5	25	9	21
62655-MB	2655	25	19	76.0	4	14	2	17	7	12	3	14
62701-MB	2701/07	57	48	84.2	20	28	24	22	9	9	11	33
62707-MB	2707	75	65	86.7	37	26	33	30	8	37	24	35
62803-MB	2803/52	128	107	83.6	34	66	41	56	18	78	57	55
62811-MB	2811/51	99	79	79.8	31	44	32	40	18	55	20	53
62853-MB	2853	0	0	0.0								
62857-MB	2857/59	7	5	71.4								
62900-MB	2900/51	77	62	80.5	23	38	33	29	11	49	14	46
63402-MB	3402/51	17	14	82.4	5	9	2	11	6	6	2	9
63405-MB	3405	0	0	0.0								
63453-MB	3453	1	1	100.0								
63455-MB	3455	73	64	87.7	20	42	19	45	15	46	14	44
63471-MB	3471/3705	59	47	79.7	21	23	19	26	12	28	10	33
63602-MB	3602/00	104	99	95.2	32	61	39	53	32	60	43	45
63603-MB	3603/05/3490	59	56	94.9	19	37	19	33	15	41	14	37
63607-MB	3607/3471	117	99	84.6	30	27	28	27	12	43	19	36
63611-MB	3611/17/23	76	45	59.2	15	29	17	27	11	31	13	25
63615-MB	3615	108	71	65.7	33	32	31	31	18	41	21	37
63701-MB	3701/3805	59	54	91.5	21	23	30	22	12	40	16	33
63705-MB	3705/3800	153	136	89.5	13	33	13	23	6	30	10	24
63707-MB	3707	84	71	84.5	20	31	19	39	20	50	19	47
63709-MB	3709	58	44	75.9	24	18	24	18	3	39	16	25
63903-MB	3903/3602	81	61	75.3	40	19	25	34	13	42	24	33
64050-MB	4050	213	177	83.1	90	71	89	75	47	115	54	101
64072-MB	4072/4178/82	160	160	100.0	62	89	55	95	44	99	50	93
64090-MB	4090	18	10	55.6								
64092-MB	4092/4650	139	124	89.2	68	49	51	64	33	85	38	75

PRESIDENTIAL GENERAL ELECTION, NOVEMBER 3, 1992

\*\* STATE PROPOSITIONS NO. 155 - 158 \*\*

31

	REGISTRATION	BALLOTS CAST	TURNOUT	FACILITY		PAROL & CLEAN		PROP 157		PROP 158		
				YES	NO	YES	NO	YES	NO	YES	NO	
64134-MB	4134/50/4050	57	52	91.2	27	22	27	21	23	25	14	32
64170-MB	4170	0	0	0.0	0	0	0	0	0	0	0	0
64172-MB	4172/70/4376	22	20	90.9	8	11	2	17	8	12	2	17
64184-MB	4184/86/92	170	166	97.6	91	69	64	92	32	117	32	95
64200-MB	4200/52/54	128	98	76.6	54	41	37	53	27	63	28	61
64250-MB	4250/56/92	7	4	57.1								
64253-MB	4253	8	7	87.5								
64258-MB	4258	2	2	100.0								
64270-MB	4270/72/90	197	152	77.2	65	82	62	82	34	110	40	95
64292-MB	4292/93	10	7	70.0								
64301-MB	4301	24	20	83.3	9	11	4	16	3	17	7	11
64303-MB	4303	3	2	66.7								
64309-MB	4309/50/51	140	111	79.3	35	69	36	69	26	77	40	63
64352-MB	4352/53/54	72	52	72.2	21	28	18	30	9	38	15	32
64354-MB	4354/56	54	48	88.9	19	27	28	16	15	30	19	27
64355-MB	4355/57/59	14	13	92.9	7	6	4	9	4	9	7	6
64356-MB	4356	20	15	75.0	7	8	5	10	4	9	3	10
64358-MB	4358/60	49	41	83.7	18	22	22	18	7	31	8	10
64374-MB	4374/76/4170	120	102	85.0	44	56	48	48	29	68	31	28
64604-MB	4604/08/4170	182	159	87.4	76	73	79	70	37	115	47	94
64606-MB	4606	0	0	0.0	0	0	0	0	0	0	0	0
64620-MB	4620/22	0	0	0.0	0	0	0	0	0	0	0	0
65550-MB	5550/52	0	0	0.0	0	0	0	0	0	0	0	0
65571-MB	5571	30	26	86.7	14	10	9	15	5	20	6	16
65590-MB	5590/5851	135	109	80.7	39	65	36	68	23	76	26	71
65610-MB	5610	0	0	0.0	0	0	0	0	0	0	0	0
65623-MB	5623	3	2	66.7								
65700-MB	5700/02	96	84	87.5	24	60	30	53	28	56	24	60
65704-MB	5704/05	2	1	50.0								
65713-MB	5713	7	0	0.0	0	0	0	0	0	0	0	0
65751-MB	5751	101	91	90.1	39	47	46	34	17	68	26	51
65806-MB	5806	96	76	79.2	31	42	32	39	15	57	22	43
65851-MB	5851	0	0	0.0	0	0	0	0	0	0	0	0
65853-MB	5853/51/5920	179	135	75.4	78	54	73	58	39	90	52	71
65890-MB	5890	65	54	83.1	28	24	30	22	19	33	27	21
65904-MB	5904	1	0	0.0	0	0	0	0	0	0	0	0
65907-MB	5907	41	31	75.6	14	16	10	19	11	19	12	17
65950-MB	5950	6	5	83.3								
65952-MB	5952/50	20	15	75.0	8	7	5	9	3	11	4	10
65954-MB	5954/52/50	313	238	76.0	112	117	87	140	37	181	77	141
ABSENTEE TOTALS	113122	21790	19.3		8963	11937	9203	11358	5302	15166	6869	13034
GRAND TOTALS	113122	93342	82.5		41990	47215	39569	48247	21201	66014	29550	55027

PRESIDENTIAL GENERAL ELECTION, NOVEMBER 3, 1992

32 \*\*\*GRAND TOTALS

\* \* STATE PROPOSITIONS NO. 159 - 162 \* \*

	REGISTRATION	BALLOTS CAST	TURNOUT	PROP 159 -AUDIT OFFICER GENERAL TRAFFIC LINES	NO	PROP 160 -PROPEX EXTMPT TIAO XNS	YES	NO	PROP 161 -ASSIST PHTYSD ICIE AA NT-H	YES	NO	PROP 162 -RETIRE PMBNLT ICS YEST PELM S	YES	NO
PLACER COUNTY	113122	93342	82.5	29784	52156	38020	47889		40024	48240		44139	41564	
4TH CONGRESSIONAL	113122	93342	82.5	29784	52156	38020	47889		40024	48240		44139	41564	
1ST SENATE	113122	93342	82.5	29784	52156	38020	47889		40024	48240		44139	41564	
4TH ASSEMBLY	113122	93342	82.5	29784	52156	38020	47889		40024	48240		44139	41564	
1ST SUPERVISORIAL 91	24687	19872	80.5	6382	10987	8101	10100		8085	10680		9531	8695	
2ND SUPERVISORIAL 91	21924	18627	85.0	5641	10900	7481	9763		7527	10122		8737	8585	
3RD SUPERVISORIAL 91	21957	18098	82.4	5709	10080	7394	9233		7700	9416		8936	7625	
4TH SUPERVISORIAL 91	22951	19148	83.4	6464	10460	7564	10090		8055	10098		8703	8847	
5TH SUPERVISORIAL 91	21603	17597	81.5	5588	9729	7480	8703		8657	7924		8232	7812	
AUBURN	7582	6288	82.9	2140	3301	2560	3181		2702	3222		3179	2523	
COLFAX	701	540	77.0	140	313	244	232		220	268		232	259	
LINCOLN	3722	2795	75.1	800	1632	1126	1400		1000	1588		1272	1325	
ROCKLIN	12823	11511	89.8	3675	6559	4646	6012		4745	6179		5337	5344	
ROSEVILLE	29117	23622	81.1	7773	12820	9595	12000		9568	12714		11268	10348	
TOWN OF LOOMIS	3579	2893	80.8	928	1699	1191	1511		1166	1609		1400	1269	
UNINCORPORATED AREA	55598	45693	82.2	14328	25832	18658	23553		20623	22660		21451	20496	

PRESIDENTIAL GENERAL ELECTION NOVEMBER 3, 1992

32 \*\*\*ABSENTEE TOTALS

\*\* STATE PROPOSITIONS NO. 159 - 162 \*\*

	REGISTRATION	BALLOTS CAST	TURNOUT	PROP 159 - AUDITOR GENERAL OFFICE	PROP 160 - PROPER TY EXEMPTION	PROP 161 - ASSISTANT SHERIFFS DISCIPLINE	PROP 162 - PUBLIC UTILITIES RATE	YES	NO	YES	NO	YES	NO
PLACER COUNTY	113122	21790	19.3	6948	12513	9099	11277	10322	10496	10760	9298		
4TH CONGRESSIONAL	113122	21790	19.3	6948	12513	9099	11277	10322	10496	10760	9298		
1ST SENATE	113122	21790	19.3	6948	12513	9099	11277	10322	10496	10760	9298		
4TH ASSEMBLY	113122	21790	19.3	6948	12513	9099	11277	10322	10496	10760	9298		
1ST SUPERVISORIAL 91	24687	4854	19.7	1584	2719	2040	2485	2229	2408	2399	2044		
2ND SUPERVISORIAL 91	21924	4288	19.6	1330	2527	1784	2248	1855	2231	2077	1910		
3RD SUPERVISORIAL 91	21957	4896	22.3	1531	2818	2056	2493	2359	2299	2520	1960		
4TH SUPERVISORIAL 91	22951	4105	17.9	1416	2289	1690	2166	1957	1985	2000	1799		
5TH SUPERVISORIAL 91	21603	3647	16.9	1087	2160	1529	1885	1922	1573	1764	1585		
AUBURN	7582	1751	23.1	570	982	736	882	876	786	912	688		
COLFAX	701	72	10.3	23	40	37	27	34	33	36	28		
LINCOLN	3722	493	13.2	147	288	220	241	193	273	231	228		
ROCKLIN	12823	3126	24.4	1024	1784	1295	1637	1367	1614	1529	1376		
ROSEVILLE	29117	5715	19.6	1914	3163	2416	2923	2598	2874	2840	2421		
TOWN OF LOOMIS	3579	497	13.9	165	300	209	261	220	262	245	216		
UNINCORPORATED AREA	55598	10136	18.2	3105	5956	4186	5306	5034	4654	4967	4341		



PRESIDENTIAL GENERAL ELECT. NOVEMBER 3, 1992

32

\* \* STATE PROPOSITIONS NO. 159 - 162 \* \*

REGISTRATION		BALLOTS CAST	TURNOUT	PROPOSITION 159 AUDITOR GENERAL	PROPOSITION 160 PROFESSIONAL TAX	PROPOSITION 161 ASSISTED CHILDREN	PROPOSITION 162 RETIRED PUBLIC EMPLOYEES
				YES	NO	YES	NO
1100-CP	1100/04	1081	59.33	214	300	219	273
1101-CP	1101/41	974	60.55	170	358	255	277
1102-CP	1102/16	935	57.22	194	303	251	266
1103-CP	1103	805	55.99	182	310	214	277
1105-CP	1105	731	53.96	184	232	217	268
1106-CP	1106/40	1217	57.11	111	232	204	299
1107-CP	1107	551	53.36	169	320	253	200
1108-CP	1108	675	53.88	126	179	157	283
1110-CP	1110/38	933	54.22	144	190	198	166
1111-CP	1111/21	1138	63.73	184	288	268	199
1112-CP	1112/14	923	57.33	224	320	251	253
1113-CP	1113	664	40.4	198	310	302	279
1117-CP	1117/19	1169	57.33	151	197	191	211
1118-CP	1118	568	61.6	223	298	290	302
1123-CP	1123	804	32.7	105	173	166	145
1127-CP	1127	694	48.1	164	246	232	231
1129-CP	1129/45	1042	36.0	117	194	141	161
1131-CP	1131/43	1064	60.55	191	333	296	309
1133-CP	1133	705	33.33	192	392	288	307
1135-CP	1135	775	33.33	109	221	186	187
1137-CP	1137	700	51.6	141	289	267	192
1139-CP	1139/49	1207	45.1	156	246	189	213
1147-CP	1147	757	72.8	156	403	174	216
1170-CP	1170	377	52.0	240	315	284	409
1181-CP	1181	730	24.9	150	141	204	244
1183-CP	1183	759	49.9	78	285	102	119
1185-CP	1185/89	629	49.9	157	322	253	250
1187-CP	1187	634	57.5	195	322	196	268
1601-CP	1601/03	806	47.7	133	290	267	239
1605-CP	1605	318	42.2	127	237	216	198
2001-CP	2001/03	1128	55.55	155	343	288	244
2005-CP	2005	690	17.9	34	97	216	89
2007-CP	2007/11	900	68.4	198	379	72	332
2009-CP	2009/13	907	41.8	123	247	245	332
2071-CP	2071	514	52.6	135	324	147	186
2073-CP	2073/75	690	59.0	180	338	191	200
2201-CP	2201/2223	1039	90.0	88	237	189	226
2203-CP	2203/15	731	36.3	99	274	143	273
2205-CP	2205/19	792	44.1	107	352	168	198
2207-CP	2207	993	63.4	217	265	268	294
2209-CP	2209	868	45.7	139	194	166	221
2211-CP	2211/33	1043	52.5	180	295	230	253
2213-CP	2213	772	66.8	239	380	267	314
2217-CP	2217	678	58.3	185	325	312	267
2221-CP	2221	567	66.8	199	401	228	293
2225-CP	2225	534	66.8	169	314	233	238
2229-CP	2229	602	43.1	115	271	150	189
2231-CP	2231	906	41.3	133	229	175	192
2235-CP	2235	673	34.1	92	212	138	166
2241-CP	2241	264	31.1	92	163	116	182
			56.9	170	338	205	241
			42.0	138	227	148	189
			17.8	66	102	70	85

PRESIDENTIAL GENERAL ELECTION NOVEMBER 3, 1992

\*\* STATE PROPOSITIONS NO. 159 - 162 \*\*

PROPOSITION 159		PROPOSITION 160		PROPOSITION 161		PROPOSITION 162	
REGISTRATION	BALLOTS CAST	TURNOUT	AUDIT OFFICER GENERAL	PROPERLY EXEMPTED TAXATION	ASSISTED PHYSISICIAN	RETIREMENT PUBLIC SERVICE EMPLOYEES	
			YES NO	YES NO	YES NO	YES NO	
2243 - CP	531	72.1	136 199	147 212	166 203	165 182	
2601 - CP	1103	69.1	153 469	271 384	261 405	317 330	
2701 - CP	522	35.4	107 193	156 198	151 185	173 173	
2705 - CP	712	67.8	151 291	198 106	210 168	234 223	
2801 - CP	433	67.4	95 157	106 147	99 164	138 138	
2803 - CP	551	69.1	119 206	147 208	155 207	201 207	
2807 - CP	548	68.4	115 208	143 208	144 207	181 207	
2903 - CP	826	64.0	174 286	208 135	218 280	250 250	
4000 - CP	622	56.2	132 191	135 169	122 188	203 134	
4001 - CP	635	56.2	115 189	169 194	155 175	182 182	
4002 - CP	758	58.2	150 239	194 148	188 241	220 176	
4003 - CP	677	54.9	115 181	148 310	141 233	187 273	
4005 - CP	876	64.5	190 303	208 149	233 303	273 194	
4006 - CP	650	56.3	144 180	149 138	133 184	209 191	
4008 - CP	559	61.7	143 155	138 187	147 112	191 118	
4110 - CP	441	54.2	97 107	87 130	110 151	118 152	
4112 - CP	478	61.3	29 158	130 157	128 199	152 194	
4114 - CP	644	59.9	161 176	157 140	166 111	194 102	
4116 - CP	403	55.8	55 140	95 188	87 256	126 217	
4118 - CP	750	64.9	163 246	122 188	189 272	217 218	
4170 - CP	485	63.5	91 180	124 169	134 161	149 140	
4471 - CP	495	55.8	85 169	124 174	117 150	140 144	
4472 - CP	522	59.6	97 174	130 103	144 152	144 143	
6000 - CP	409	67.5	82 148	103 226	104 284	132 256	
6001 - CP	529	49.6	146 307	226 104	211 178	223 129	
6002 - CP	432	70.1	93 179	104 168	119 234	178 209	
6004 - CP	717	63.0	148 265	168 165	148 234	209 185	
6005 - CP	640	65.3	123 256	165 229	162 232	209 185	
6007 - CP	921	60.4	172 317	229 290	222 300	283 287	
6111 - CP	1178	53.2	178 355	290 145	247 339	277 146	
6115 - CP	564	48.2	272 84	107 211	92 143	158 186	
6117 - CP	648	57.6	373 110	145 155	147 196	146 204	
6119 - CP	661	60.7	401 211	155 163	143 188	186 220	
6221 - CP	728	63.2	126 287	177 140	193 246	233 171	
7005 - CP	636	56.3	98 214	127 140	133 205	171 194	
7009 - CP	581	68.7	121 242	140 154	172 221	189 221	
7111 - CP	597	60.3	116 203	154 171	178 247	181 199	
8000 - CP	671	63.3	130 224	171 290	149 247	199 181	
8001 - CP	714	66.7	120 290	181 66	168 281	189 71	
8005 - CP	214	55.3	40 82	66 125	66 144	66 149	
9000 - CP	537	55.3	98 156	125 181	111 234	149 209	
4118 - CP	704	64.4	163 212	181 211	177 245	246 246	
4122 - CP	799	59.8	139 291	211 225	210 323	246 290	
4124 - CP	925	64.8	175 352	225 178	233 278	277 229	
4125 - CP	768	64.5	206 224	178 141	188 236	216 185	
4130 - CP	651	64.4	149 215	141 179	153 277	171 247	
4133 - CP	748	67.8	193 240	179 232	192 277	171 267	
4134 - CP	866	64.7	174 273	232 96	231 157	247 133	
4136 - CP	430	60.7	95 129	96 148	94 157	133 107	
4170 - CP	592	61.1	105 208	128 202	133 204	174 157	

PRESIDENTIAL GENERAL ELECT., NOVEMBER 3, 1992

\* \* STATE PROPOSITIONS NO. 159 - 162 \* \*

PROPOSITION 159		REGISTRATION		BALLOTS CAST		TURNOUT		PROPOSITION 160		PROPOSITION 161		PROPOSITION 162	
PROPOSAL	YEAS	NO	YEAS	NO	YEAS	NO	YEAS	NO	PROPOSAL	YEAS	NO	PROPOSAL	YEAS
4172-CP	618	393	63.6	110	217	158	193	140	218	166	188	166	188
4174-CP	488	337	69.1	124	186	147	171	137	190	140	170	140	170
4188-CP	679	434	63.9	156	228	185	212	159	225	183	217	183	217
4200-CP	745	496	66.6	179	260	195	259	216	300	200	223	200	223
4201-CP	915	565	61.7	162	332	242	269	220	355	245	294	245	294
4300-CP	417	286	68.6	106	156	120	149	108	170	140	124	140	124
4301-CP	878	544	62.0	168	312	209	266	210	303	200	322	200	322
4303-CP	1171	753	64.3	244	435	300	400	281	445	300	324	300	324
4305-CP	737	511	69.3	152	312	177	264	211	278	188	234	188	234
4370-CP	559	356	63.7	112	201	123	205	133	207	155	178	155	178
4372-CP	666	423	63.5	137	250	150	238	159	238	166	203	166	203
4376-CP	678	437	64.5	173	250	151	232	158	233	188	214	188	214
4604-CP	447	276	61.7	96	139	99	146	136	111	113	139	111	139
4606-CP	745	511	68.6	204	254	185	289	229	253	200	276	200	276
4608-CP	803	504	62.8	160	300	200	284	199	288	200	275	200	275
4612-CP	1010	616	61.0	202	341	228	324	268	303	200	303	200	303
4614-CP	919	554	60.3	185	300	196	316	199	299	200	264	200	264
4618-CP	947	605	63.9	224	300	196	316	238	299	200	264	200	264
4620-CP	496	332	66.8	124	165	119	187	138	176	166	143	166	143
4622-CP	687	437	63.6	168	212	145	258	182	233	163	229	163	229
5500-CP	701	468	66.8	117	273	107	205	186	235	166	231	166	231
5570-CP	560	355	63.4	113	196	159	170	138	200	177	158	177	158
5571-CP	1003	618	61.6	205	338	284	290	268	315	200	271	200	271
5600-CP	585	383	65.5	117	238	163	207	179	199	186	176	186	176
5602-CP	1015	647	63.7	157	390	260	308	270	306	200	329	200	329
5608-CP	711	480	67.5	143	288	212	230	213	242	200	206	200	206
5612-CP	723	482	66.7	166	285	220	239	219	246	258	203	258	203
5623-CP	359	192	63.5	58	121	88	95	88	99	91	95	99	95
5700-CP	564	390	69.1	141	202	160	197	144	224	197	172	197	172
5701-CP	533	364	68.3	118	193	127	204	168	169	153	171	153	171
5702-CP	1031	637	61.8	195	362	260	328	251	347	200	278	200	278
5703-CP	659	438	66.5	144	242	189	223	185	235	176	176	176	176
5705-CP	452	329	72.8	111	174	139	167	135	174	160	150	160	150
5711-CP	994	587	59.1	194	329	245	295	238	314	200	242	200	242
5800-CP	920	571	62.1	177	345	234	311	251	300	291	253	291	253
5804-CP	417	236	56.6	91	120	99	123	123	101	101	90	101	90
5805-CP	428	290	67.8	120	145	135	144	108	174	114	161	114	161
5901-CP	769	498	64.8	153	285	222	245	240	236	254	208	236	208
5902-CP	858	529	61.7	196	332	219	248	212	233	200	251	200	251
5904-CP	715	435	60.8	136	214	190	186	140	193	193	182	193	182
5905-CP	562	346	61.6	120	184	148	168	145	187	154	165	154	165
5906-CP	522	333	63.4	102	180	150	148	209	100	134	157	100	157
5907-CP	573	392	68.4	149	191	152	202	144	225	181	178	181	178
5908-CP	984	628	63.8	176	341	294	256	374	198	261	285	198	285
5909-CP	471	312	66.2	108	169	117	175	121	178	142	144	142	144
5912-CP	937	570	60.8	205	293	245	274	325	247	200	257	200	257
5918-CP	595	349	58.7	109	170	146	162	226	95	143	157	95	157
5922-CP	714	482	67.5	145	226	184	226	271	157	199	207	157	207
5924-CP	581	392	67.5	131	185	175	182	221	144	165	172	144	172
5926-CP	572	350	61.2	125	168	175	150	214	118	160	144	118	144

PRESIDENTIAL GENERAL ELECTION, NOVEMBER 3, 1992

\* \* STATE PROPOSITIONS NO. 159 - 162 \* \*

32

PROPOSITION	REGISTRATION	BALLOTS CAST	TURNOUT	PROPOSITION 159 - AUDITOR GENERAL		PROPOSITION 160 - PROPER TITAXATION		PROPOSITION 161 - ASSISTED CREANT-H		PROPOSITION 162 - RENTIEREMENT PUBLICS	
				YES	NO	YES	NO	YES	NO	YES	NO
61100-MB	1100/18	89	79	23	46	40	33	30	45	29	43
61103-MB	1103	1	0	0	0	0	0	0	0	0	0
61151-MB	1151/53	2	1	0	0	0	0	0	0	0	0
61651-MB	1651	11	6	0	0	0	0	0	0	0	0
61653-MB	1653	11	6	0	0	0	0	0	0	0	0
61655-MB	1655	31	13	4	7	5	6	9	3	6	5
61657-MB	1657/59	177	120	32	77	55	58	71	44	61	52
62051-MB	2051	96	84	17	56	30	44	35	43	38	34
62053-MB	2053/51	1	0	0	0	0	0	0	0	0	0
62071-MB	2071/91	32	5	0	0	0	0	0	0	0	0
62073-MB	2073/75/91	140	86	19	65	31	34	34	52	39	44
62093-MB	2093	66	56	10	40	23	31	28	24	25	29
62095-MB	2095	73	60	21	36	24	34	25	34	41	13
62191-MB	2191/2661	42	33	9	19	7	22	11	19	14	16
62227-MB	2227/45	106	89	31	52	42	43	43	44	48	30
62237-MB	2237/39	7	3	0	0	0	0	0	0	0	0
62239-MB	2239/2370	104	56	7	46	28	27	26	27	33	21
62247-MB	2247/49/53	190	167	41	105	57	97	83	78	62	91
62291-MB	2291/2661	10	9	0	0	0	0	0	0	0	0
62295-MB	2295/97	3	2	0	0	0	0	0	0	0	0
62601-MB	2601	26	14	4	10	10	4	6	8	3	11
62603-MB	2603	8	8	0	0	0	0	0	0	0	0
62653-MB	2653	35	31	9	20	11	20	17	14	18	12
62655-MB	2655	25	19	0	17	6	12	13	6	7	11
62701-MB	2701/07	57	48	17	29	10	33	27	20	21	25
62707-MB	2707	75	65	26	33	35	25	33	27	32	28
62803-MB	2803/52	128	107	31	58	37	56	53	44	53	43
62811-MB	2811/51	99	79	23	48	44	32	32	43	50	25
62853-MB	2853	0	0	0	0	0	0	0	0	0	0
62857-MB	2857/59	7	5	0	0	0	0	0	0	0	0
62900-MB	2900/51	77	62	16	43	29	31	26	36	24	35
63402-MB	3402/51	17	14	2	9	7	7	6	8	4	9
63405-MB	3405	0	0	0	0	0	0	0	0	0	0
63453-MB	3453	1	1	0	0	0	0	0	0	0	0
63455-MB	3455	73	64	14	44	18	42	26	34	40	20
63471-MB	3471/3705	59	47	11	26	12	27	22	18	19	23
63602-MB	3602/00	104	99	44	45	47	48	57	41	55	39
63603-MB	3603/05/3490	59	56	22	28	28	25	14	41	23	31
63607-MB	3607/3471	117	59	22	30	25	28	25	33	31	23
63611-MB	3611/17/23	76	45	13	25	30	12	24	20	20	19
63615-MB	3615	108	71	23	33	30	31	31	31	36	23
63701-MB	3701/3805	59	54	17	31	17	30	29	24	29	22
63705-MB	3705/3800	153	36	13	16	21	19	11	24	15	17
63707-MB	3707	84	71	23	42	29	39	36	32	36	32
63709-MB	3709	58	44	14	27	17	26	30	13	36	23
63903-MB	3903/3602	81	61	25	31	31	30	32	27	32	26
64050-MB	4050	213	177	58	94	87	75	75	93	85	69
64072-MB	4072/4178/82	214	160	43	98	79	72	76	78	85	61
64090-MB	4090	18	10	0	0	0	0	0	0	0	0
64092-MB	4092/4650	139	124	45	69	52	65	50	70	61	53

PRESIDENTIAL GENERAL ELECT NOVEMBER 3, 1992

\* \* STATE PROPOSITIONS NO. 159 - 162 \* \*

32

	REGISTRATION	BALLOTS CAST	TURNOUT	PROP 159 - AUDIT FISCAL YEAR		PROP 160 - PROPEXEMPTION TAX		PROP 161 - ASSISTED HOUSING		PROP 162 - RETIREMENT PENSION		
				YES	NO	YES	NO	YES	NO	YES	NO	
64134-MB	4134/50/4050	57	52	91.2	17	29	28	20	27	23	25	23
64170-MB	4170	0	0	0.0	0	0	0	0	0	0	0	0
64172-MB	4172/70/4376	22	20	90.9	22	17	10	10	7	13	6	12
64184-MB	4184/86/92	170	166	97.6	52	95	86	71	67	93	61	88
64200-MB	4200/52/54	128	98	76.6	30	57	51	42	55	39	41	48
64250-MB	4250/56/92	7	4	57.1								
64253-MB	4253	8	7	87.5								
64258-MB	4258	2	2	100.0								
64270-MB	4270/72/90	197	152	77.2								
64292-MB	4292/93	10	7	70.0	34	96	59	83	82	60	71	62
64301-MB	4301	24	20	83.3								
64303-MB	4303	3	2	66.7	8	12	9	11	11	9	9	10
64309-MB	4309/50/51	140	111	79.3								
64352-MB	4352/53/54	72	52	72.2	32	67	40	64	43	63	46	55
64354-MB	4354/56	54	48	88.9	14	33	18	28	20	27	23	26
64355-MB	4355/57/59	14	13	92.9	16	29	16	28	21	24	28	16
64356-MB	4356	20	15	75.0	8	5	4	9	7	6	10	5
64358-MB	4358/60	49	41	83.7	4	9	4	10	10	5	9	5
64374-MB	4374/76/4170	120	102	85.0	10	27	18	21	23	17	15	23
64604-MB	4604/08/4170	182	159	87.4	32	61	42	59	58	41	51	44
64606-MB	4606	0	0	0.0	48	93	68	82	71	80	65	78
64620-MB	4620/22	0	0	0.0	0	0	0	0	0	0	0	0
65550-MB	5550/52	0	0	0.0	0	0	0	0	0	0	0	0
65571-MB	5571	30	26	86.7	0	0	0	0	0	0	0	0
65590-MB	5590/5851	135	109	80.7	6	19	14	12	15	11	12	14
65610-MB	5610	0	0	0.0	31	63	38	61	68	34	61	42
65623-MB	5623	3	2	66.7	0	0	0	0	0	0	0	0
65700-MB	5700/02	96	84	87.5	21	60	31	52	55	28	32	52
65704-MB	5704/05	2	1	50.0								
65713-MB	5713	7	0	0.0								
65751-MB	5751	101	91	90.1	0	0	0	0	0	0	0	0
65806-MB	5806	96	76	79.2	26	51	38	44	45	40	48	35
65851-MB	5851	0	0	0.0	23	42	38	34	41	32	35	29
65853-MB	5853/51/5920	179	135	75.4	0	0	0	0	0	0	0	0
65890-MB	5890	65	54	83.1	50	72	63	66	83	41	73	52
65904-MB	5904	1	0	0.0	23	25	24	27	32	21	26	23
65907-MB	5907	41	31	75.6	0	0	0	0	0	0	0	0
65950-MB	5950	6	5	83.3	16	14	11	18	12	18	13	16
65952-MB	5952/50	20	15	75.0								
65954-MB	5954/52/50	313	238	76.0	4	8	8	5	9	5	8	5
ABSENTEE TOTALS	113122	21790	19.3	6948	12513	9099	11277	10322	10496	10760	9298	
GRAND TOTALS	113122	93342	82.5	29784	52156	38020	47889	40024	48240	44139	41564	

PRESIDENTIAL GENERAL ELECTION, NOVEMBER 3, 1992

33 \*\*\*GRAND TOTALS

\* \* STATE PROPOSITIONS - NO. 163 - 167 \* \*

	REGISTRATION	BALLOTS CAST	TURNOUT	PROP 163 CERTAIN - INDS TO AD X AP TR IO D N. YES NO		PROP 164 - CON G R E S S I O N I A T L S YES NO		PROP 165 BUDGET - W E L F A R E S S YES NO		PROP 166 - B A S I C H E A L T H E YES NO		PROP 167 - S T A T E T A X E S YES NO	
PLACER COUNTY	113122	93325	82.5	57885	31594	63728	25457	46659	40074	23169	63754	31276	54725
4TH. CONGRESSIONAL	113122	93325	82.5	57885	31594	63728	25457	46659	40074	23169	63754	31276	54725
1ST SENATE	113122	93325	82.5	57885	31594	63728	25457	46659	40074	23169	63754	31276	54725
4TH ASSEMBLY	113122	93325	82.5	57885	31594	63728	25457	46659	40074	23169	63754	31276	54725
1ST SUPERVISORIAL 91	24687	19867	80.5	12663	6360	13230	5668	9350	9096	5653	12750	7118	11097
2ND SUPERVISORIAL 91	21924	18621	84.9	11937	6042	12919	5018	9522	7838	4698	12667	5953	11277
3RD SUPERVISORIAL 91	21957	18097	82.4	10850	6463	12188	5045	8826	8042	3972	12950	6235	10470
4TH SUPERVISORIAL 91	22951	19149	83.4	11826	6533	13398	4958	10396	7484	4725	13165	5608	12111
5TH SUPERVISORIAL 91	21603	17591	81.4	10609	6196	11993	4768	8565	7614	4121	12222	6362	9770
AUBURN	7582	6288	82.9	3594	2411	4191	1776	3095	2757	1457	4422	2336	3462
COLFAX	701	540	77.0	324	186	359	141	219	265	126	353	185	292
LINCOLN	3722	2794	75.1	1811	862	1851	809	1231	1318	848	1698	971	1563
ROCKLIN	12823	11506	89.7	7401	3723	8018	3064	5950	4793	2974	7759	3711	6934
ROSEVILLE	29117	23615	81.1	14931	7659	15825	6644	11422	10490	6635	15256	8263	13401
TOWN OF LOOMIS	3579	2893	80.8	1859	929	2009	769	1314	1395	821	1878	1000	1680
UNINCORPORATED AREA	55598	45689	82.2	27965	15824	31475	12254	23428	19056	10308	32388	14810	27393

PRESIDENTIAL GENERAL ELECTION, NOVEMBER 3, 1992

33 \*\*\*ABSENTEE TOTALS

\* \* STATE PROPOSITIONS - NO. 163 - 167 \* \*

	REGISTRATION	BALLOTS CAST	TURNOUT	PROP 163 CERTAIN INDUSTRIAL ADAPTION	YES	NO	PROP 164 CONGRESSIONAL SLOT INITIATIVES	YES	NO	PROP 165 BUDGET WEAVER FACILITIES	YES	NO	PROP 166 BASIC HEALTHCARE	YES	NO	PROP 167 STATE TAXES	YES	NO
PLACER COUNTY	113122	21776	19.3	13819	7179		15407	5510		11870	8788		5682	14895		7702	12795	
4TH CONGRESSIONAL	113122	21776	19.3	13819	7179		15407	5510		11870	8788		5682	14895		7702	12795	
1ST SENATE	113122	21776	19.3	13819	7179		15407	5510		11870	8788		5682	14895		7702	12795	
4TH ASSEMBLY	113122	21776	19.3	13819	7179		15407	5510		11870	8788		5682	14895		7702	12795	
1ST SUPERVISORIAL 91	24687	4852	19.7	3179	1477		3339	1284		2468	2112		1422	3130		1840	2703	
2ND SUPERVISORIAL 91	21924	4284	19.5	2810	1343		3052	1075		2363	1702		1154	2900		1471	2576	
3RD SUPERVISORIAL 91	21957	4894	22.3	2979	1728		3369	1308		2626	2022		1135	3500		1792	2795	
4TH SUPERVISORIAL 91	22951	4104	17.9	2604	1366		3019	955		2413	1514		1102	2791		1300	2595	
5TH SUPERVISORIAL 91	21603	3642	16.9	2247	1265		2628	888		2000	1438		869	2574		1299	2126	
AUBURN	7582	1750	23.1	1020	663		1223	443		955	702		410	1242		675	958	
COLFAX	701	72	10.3	46	22		50	15		31	36		21	47		23	44	
LINCOLN	3722	493	13.2	345	130		333	136		256	200		148	308		180	277	
ROCKLIN	12823	3123	24.4	2052	983		2251	761		1719	1267		854	2111		1089	1873	
ROSEVILLE	29117	5712	19.6	3677	1822		3977	1490		2997	2409		1653	3725		2130	3238	
TOWN OF LOOMIS	3579	497	13.9	341	140		359	121		225	245		166	304		181	286	
UNINCORPORATED AREA	55598	10129	18.2	6338	3419		7214	2544		5687	3929		2430	7158		3424	6119	

PRESIDENTIAL GENERAL ELECTION, NOVEMBER 3, 1992

\* \* STATE PROPOSITIONS - NO. 163 - 167 \* \*

33

		REGISTRATION	BALLOTS CAST	TURNOUT	PROPOSITION 163 CERTAIN INNS TO AD X AP TRIO ND.	YES	NO	PROPOSITION 164 CONTR GRR EM S LI OM N I A T L S	YES	NO	PROPOSITION 165 BUDGET - WEP R F O R A C E S	YES	NO	PROPOSITION 166 BASIC HEA L T H E	YES	NO	PROPOSITION 167 STATE TAXES	YES	NO
1100	-CP	1081	593	54.9	334	225	388	176	284	257	144	168	168	168	168	168	168	168	168
1101	-CP	974	605	62.2	385	191	399	179	269	287	177	177	217	177	177	177	177	177	177
1102	-CP	935	572	61.1	343	212	382	168	304	263	169	169	181	169	169	169	169	169	169
1103	-CP	805	559	69.7	357	186	381	160	253	269	126	126	189	126	126	126	126	126	126
1105	-CP	731	396	54.2	269	113	240	130	304	226	140	140	169	140	140	140	140	140	140
1106	-CP	1217	571	46.6	375	160	357	176	253	269	159	159	169	159	159	159	159	159	159
1107	-CP	551	336	61.1	199	123	200	124	253	161	91	91	126	91	91	91	91	91	91
1108	-CP	675	388	57.5	252	116	200	140	156	161	112	112	126	112	112	112	112	112	112
1110	-CP	933	541	58.0	367	159	200	162	128	244	141	141	194	141	141	141	141	141	141
1111	-CP	1138	637	56.0	406	200	396	204	228	358	195	195	250	195	195	195	195	195	195
1112	-CP	923	573	62.1	347	205	375	167	275	266	168	168	183	168	168	168	168	168	168
1113	-CP	664	404	60.6	233	148	233	143	129	200	101	101	148	101	101	101	101	101	101
1117	-CP	1169	616	52.8	333	197	449	175	277	287	183	183	248	183	183	183	183	183	183
1118	-CP	568	327	57.7	197	115	223	91	277	132	65	65	97	65	65	65	65	65	65
1123	-CP	804	481	59.9	295	156	276	172	150	285	151	151	190	151	151	151	151	151	151
1127	-CP	694	360	51.9	228	109	223	114	227	188	110	110	119	110	110	110	110	110	110
1129	-CP	1042	605	58.1	392	180	686	183	227	319	183	183	247	183	183	183	183	183	183
1131	-CP	1064	692	65.1	453	204	664	195	322	305	196	196	238	196	196	196	196	196	196
1133	-CP	705	382	54.2	265	98	336	124	322	206	129	129	162	129	129	129	129	129	129
1135	-CP	775	516	66.6	314	181	369	123	263	196	145	145	171	145	145	145	145	145	145
1137	-CP	700	451	64.4	268	168	322	118	263	193	115	115	109	115	115	115	115	115	115
1139	-CP	1207	728	60.3	446	235	551	179	357	312	199	199	267	199	199	199	199	199	199
1147	-CP	757	520	68.8	333	179	470	144	276	216	158	158	186	158	158	158	158	158	158
1170	-CP	377	249	66.0	162	79	171	69	96	135	75	75	96	75	75	75	75	75	75
1181	-CP	730	499	68.0	324	153	349	133	260	205	159	159	188	159	159	159	159	159	159
1183	-CP	759	576	75.9	382	168	395	152	333	214	143	143	159	143	143	143	143	143	143
1185	-CP	629	476	75.5	281	181	188	141	333	200	128	128	138	128	128	128	128	128	128
1187	-CP	422	222	66.6	278	131	294	109	236	166	113	113	135	113	113	113	113	113	113
1601	-CP	806	535	66.6	341	179	391	126	274	218	126	126	143	126	126	126	126	126	126
1605	-CP	318	179	56.6	122	47	113	54	61	106	51	51	76	51	51	51	51	51	51
2001	-CP	1128	683	60.6	446	203	333	211	284	321	185	185	223	185	185	185	185	185	185
2005	-CP	690	418	60.6	268	134	388	135	187	199	124	124	149	124	124	124	124	124	124
2007	-CP	900	526	58.8	338	160	394	144	221	266	185	185	198	185	185	185	185	185	185
2009	-CP	907	590	65.0	367	206	399	168	221	295	181	181	206	181	181	181	181	181	181
2071	-CP	514	363	70.6	250	104	268	85	183	161	95	95	111	95	95	95	95	95	95
2073	-CP	690	441	63.9	290	133	307	117	333	174	104	104	132	104	104	104	104	104	104
2201	-CP	1039	634	61.1	409	202	445	164	236	333	148	148	188	148	148	148	148	148	148
2203	-CP	731	457	62.5	287	157	316	130	259	179	117	117	128	117	117	117	117	117	117
2205	-CP	792	524	66.6	307	203	359	150	375	223	123	123	127	123	123	123	123	123	123
2207	-CP	993	668	67.7	430	214	337	212	343	291	164	164	208	164	164	164	164	164	164
2209	-CP	868	583	67.2	372	188	392	165	343	260	168	168	211	168	168	168	168	168	168
2211	-CP	1043	668	64.4	442	210	477	174	333	292	166	166	211	166	166	166	166	166	166
2213	-CP	772	558	72.3	349	190	397	147	329	220	199	199	262	199	199	199	199	199	199
2217	-CP	678	431	63.5	265	152	309	110	339	210	132	132	151	132	132	132	132	132	132
2221	-CP	567	413	72.8	267	134	306	89	271	116	87	87	98	87	87	87	87	87	87
2225	-CP	534	341	63.3	244	82	231	93	141	170	96	96	106	96	96	96	96	96	96
2229	-CP	602	311	51.7	188	106	210	83	108	168	92	92	123	92	92	92	92	92	92
2231	-CP	906	569	62.8	378	170	388	180	259	277	147	147	180	147	147	147	147	147	147
2235	-CP	673	420	62.4	259	143	384	118	284	196	97	97	154	97	97	97	97	97	97
2241	-CP	264	179	67.8	116	59	130	45	183	77	35	35	67	35	35	35	35	35	35



PRESIDENTIAL GENERAL ELECTION, NOVEMBER 3, 1992

\*\* STATE PROPOSITIONS - NO. 163 - 167 \*\*

PROPOSITION 163		PROPOSITION 164		PROPOSITION 166		PROPOSITION 167	
REGISTRATION	BALLOTS CAST	TURNOUT	CERTAIN TO PASS	CONGRESSIONAL INITIATIVES	BUDGET DEFICIT REDUCTION	BASIC HEALTH CARE	STATE TAXES
YES	NO	YES	NO	YES	NO	YES	NO
22601/03	531	72.1	245	271	100	82	91
22601/03	1103	62.6	463	487	181	166	208
22601/03	522	67.8	206	238	101	493	444
22601/03	522	67.3	308	342	127	255	220
22601/03	479	67.3	161	214	108	61	138
22601/03	479	69.1	181	237	75	215	187
22601/03	479	69.1	108	255	108	80	117
22601/03	479	65.2	227	234	117	78	117
22601/03	479	65.2	325	362	147	270	117
22601/03	479	61.6	222	270	99	375	173
22601/03	479	56.2	142	234	249	291	131
22601/03	479	56.2	130	204	144	60	147
22601/03	479	56.2	211	173	159	94	182
22601/03	479	55.1	164	264	223	137	187
22601/03	479	55.1	225	238	182	277	173
22601/03	479	55.1	311	385	156	101	148
22601/03	479	56.3	213	235	281	117	189
22601/03	479	56.3	185	219	162	89	121
22601/03	479	56.3	137	137	177	60	102
22601/03	479	56.3	87	192	77	55	135
22601/03	479	56.3	109	238	123	78	157
22601/03	479	56.3	174	149	179	85	138
22601/03	479	56.3	74	347	130	59	136
22601/03	479	56.3	205	202	94	95	157
22601/03	479	56.3	182	347	290	49	79
22601/03	479	56.3	111	202	136	361	130
22601/03	479	56.3	98	184	147	82	82
22601/03	479	56.3	172	208	137	211	87
22601/03	479	56.3	163	182	155	73	111
22601/03	479	56.3	334	182	131	41	74
22601/03	479	56.3	166	351	111	205	163
22601/03	479	56.3	106	198	238	368	284
22601/03	479	56.3	184	300	161	236	207
22601/03	479	56.3	259	292	238	342	312
22601/03	479	56.3	149	394	196	300	258
22601/03	479	56.3	198	394	278	85	127
22601/03	479	56.3	336	417	247	112	191
22601/03	479	56.3	410	182	106	175	254
22601/03	479	56.3	156	77	77	49	88
22601/03	479	56.3	99	265	96	75	130
22601/03	479	56.3	121	243	124	74	225
22601/03	479	56.3	139	333	109	241	149
22601/03	479	56.3	147	232	101	88	129
22601/03	479	56.3	139	276	114	63	97
22601/03	479	56.3	159	245	94	80	98
22601/03	479	56.3	107	283	117	89	131
22601/03	479	56.3	163	313	138	77	130
22601/03	479	56.3	142	101	37	90	152
22601/03	479	56.3	36	181	97	24	35
22601/03	479	56.3	124	134	70	55	92
22601/03	479	56.3	125	195	134	24	109
22601/03	479	56.3	143	330	199	117	214
22601/03	479	56.3	317	199	150	117	297
22601/03	479	56.3	214	435	317	500	194
22601/03	479	56.3	177	324	252	439	151
22601/03	479	56.3	149	287	202	324	124
22601/03	479	56.3	201	348	134	295	112
22601/03	479	56.3	162	392	231	104	112
22601/03	479	56.3	82	176	307	113	116
22601/03	479	56.3	165	129	275	159	210
22601/03	479	56.3	232	84	146	61	75
22601/03	479	56.3	112	262	215	72	269

PRESIDENTIAL GENERAL ELECTION, NOVEMBER 3, 1992

\*\* STATE PROPOSITIONS - NO. 163 - 167 \*\*

33

REGISTRATION		BALLOTS CAST		TURNOUT		PROPOSITION 163 CERTAIN ELECTIONS TO ADX APTRIOD N.		PROPOSITION 164 CONGRESSIONAL LIMITS		PROPOSITION 165 BUDGET W/ PROACRESSES		PROPOSITION 166 BASIC HEALTH CARE		PROPOSITION 167 STATE TAXES	
YES	NO	YES	NO	YES	NO	YES	NO	YES	NO	YES	NO	YES	NO	YES	NO
4172/76	618	393	63	66	241	133	266	107	230	126	84	275	97	260	260
4174/80	488	337	69	61	185	140	213	116	193	116	63	193	83	236	236
4188	679	434	63	69	281	138	310	108	229	108	89	229	100	277	277
4200	745	496	66	66	314	162	350	122	265	122	109	265	149	298	298
4201/07	911	566	66	67	378	161	364	168	224	168	162	224	183	316	316
4300	417	286	68	66	183	95	190	85	147	122	72	200	68	200	200
4301/13	878	544	62	60	363	151	394	121	227	121	160	227	193	299	299
4303	417	286	64	63	436	291	508	216	320	216	173	320	253	446	446
4305/07	737	511	63	63	323	167	341	114	229	114	148	229	193	383	383
4370/4602	559	356	63	67	212	131	259	88	196	88	69	196	88	283	283
4372/74	666	423	63	65	288	126	297	114	206	114	81	206	104	280	280
4376	678	437	63	65	249	166	282	132	228	132	97	228	107	291	291
4604	447	276	61	67	164	101	170	92	153	92	74	153	183	164	164
4606	745	511	62	68	286	204	354	139	313	139	118	313	139	334	334
4608/10	803	504	62	68	287	203	358	138	290	138	87	290	103	378	378
4612/16	1010	617	61	61	373	203	454	134	336	134	144	336	144	405	405
4614/26	919	555	60	60	324	204	397	130	366	130	100	366	112	397	397
4618	947	605	63	69	370	205	414	163	358	163	125	358	178	390	390
4620	496	332	66	66	210	113	241	83	181	83	67	181	89	181	181
4622	688	437	63	66	223	193	281	141	229	141	97	229	95	213	213
5500	700	468	66	68	278	164	309	126	188	126	105	188	162	248	248
5570	560	355	63	64	214	128	236	107	165	107	78	165	125	213	213
5571/73	1003	618	61	66	380	207	431	157	283	157	143	283	222	360	360
5600	885	582	65	63	242	131	253	119	187	119	143	187	115	251	251
5602/10	1055	647	67	67	418	207	411	203	241	203	136	241	115	361	361
5608	711	481	67	67	286	173	330	130	239	130	106	239	178	265	265
5612	723	482	66	66	303	172	334	136	255	136	85	255	159	293	293
5623	359	192	53	55	133	57	153	38	103	38	41	103	69	117	117
5700	564	390	68	69	241	135	271	104	103	104	41	103	69	117	117
5701	334	264	68	63	215	127	259	81	198	81	77	198	105	255	255
5702/04	333	264	68	63	215	127	259	81	198	81	77	198	105	255	255
5703	659	438	66	66	422	189	434	173	304	173	132	304	191	386	386
5705	659	438	66	66	422	189	434	173	304	173	132	304	191	386	386
5711/13	994	587	72	68	203	111	233	84	155	84	60	155	108	189	189
5800	920	587	59	62	374	194	399	165	286	165	116	286	168	366	366
5800/02	920	587	59	62	374	194	399	165	286	165	116	286	168	366	366
5804	417	236	56	66	150	75	163	67	107	67	57	107	85	136	136
5805	428	290	67	68	192	89	213	70	159	70	57	159	69	196	196
5901	769	498	64	68	294	188	326	157	219	157	106	219	168	287	287
5902/20	858	529	61	67	267	225	330	152	220	152	149	220	224	339	339
5904	711	435	60	68	239	162	279	113	231	113	139	231	189	295	295
5905	56	346	61	66	197	134	228	109	154	109	63	154	120	197	197
5906	522	333	63	68	214	105	216	94	165	94	127	165	161	193	193
5907	573	391	68	68	229	137	252	121	174	121	78	174	130	225	225
5908/10	628	428	63	68	287	193	421	156	287	156	197	287	267	278	278
5909	474	342	66	62	184	115	210	90	159	90	52	159	95	192	192
5912/16	937	570	60	68	301	229	389	140	291	140	131	291	221	303	303
5918	955	349	58	67	187	135	213	102	173	102	116	173	168	147	147
5922	714	482	67	65	270	167	301	137	182	137	126	182	158	193	193
5924	581	392	67	65	226	141	259	108	157	108	105	157	158	186	186
5926	572	351	61	64	194	137	219	108	179	108	100	179	156	162	162



PRESIDENTIAL GENERAL ELECTION, NOVEMBER 3, 1992

\* \* STATE PROPOSITIONS - NO. 163 - 167 \* \*

33

PROPOSITION	REGISTRATION	BALLOTS CAST	TURNOUT	PROPOSITION 163 - CERTAIN FUND TO ADDRESS PROBLEM		PROPOSITION 164 - CONGRESSIONAL LIMITS		PROPOSITION 165 - BUDGET		PROPOSITION 166 - BASIC HEALTH CARE		PROPOSITION 167 - STATE TAXES	
				YES	NO	YES	NO	YES	NO	YES	NO	YES	NO
64134-MB 4134/50/4050	57	51	89.5	37	10	34	14	39	10	18	31	13	35
64170-MB 4170	00	00	0.0	0	0	0	0	0	0	0	0	0	0
64172-MB 4172/70/4376	22	20	90.9	10	9	13	6	15	5	0	20	0	20
64184-MB 4184/86/92	170	166	97.6	104	56	115	44	117	37	24	132	25	133
64200-MB 4200/52/54	128	98	76.6	63	33	68	26	51	44	32	61	46	48
64250-MB 4250/56/92			57.1										
64253-MB 4253	8	6	75.0										
64258-MB 4258	2	2	100.0										
64270-MB 4270/72/90	197	153	77.7	93	53	103	42	70	73	55	86	67	72
64292-MB 4292/93	10	7	70.0										
64301-MB 4301	24	20	83.3	18	2	15	5	10	9	7	12	4	15
64303-MB 4303	3	2	66.7										
64309-MB 4309/50/51	140	111	79.3	77	33	89	19	55	44	37	63	48	52
64352-MB 4352/53/54	72	52	72.2	30	21	32	14	27	21	18	27	18	28
64354-MB 4354/56	54	48	88.9	29	17	30	16	24	20	23	22	20	24
64355-MB 4355/57/59	14	13	92.9	11	2	6	7	4	8	3	10	5	8
64356-MB 4356	20	15	75.0	12	3	12	3	12	3	6	9	5	10
64358-MB 4358/60	49	41	83.7	35	6	31	9	33	8	8	30	13	29
64374-MB 4374/76/4170	120	102	85.0	64	37	75	22	55	44	33	64	48	49
64604-MB 4604/08/4170	182	159	87.4	84	67	128	25	124	26	38	112	27	123
64606-MB 4606	0	0	0.0	0	0	0	0	0	0	0	0	0	0
64620-MB 4620/22	0	0	0.0	0	0	0	0	0	0	0	0	0	0
65550-MB 5550/52	0	0	0.0	0	0	0	0	0	0	0	0	0	0
65571-MB 5571	30	26	86.7	8	18	15	11	16	10	7	18	6	19
65590-MB 5590/5851	135	109	80.7	73	33	71	35	48	59	34	73	63	41
65610-MB 5610	0	0	0.0	0	0	0	0	0	0	0	0	0	0
65623-MB 5623	3	2	66.7										
65700-MB 5700/02	96	84	87.5	58	25	61	23	40	44	18	66	30	53
65704-MB 5704/05	2	1	50.0										
65713-MB 5713	7	0	0.0										
65751-MB 5751	101	91	90.1	45	0	60	0	49	0	0	0	0	0
65806-MB 5806	96	74	77.1	49	22	45	27	37	34	25	47	36	31
65851-MB 5851	0	0	0.0	0	0	0	0	0	0	0	0	0	0
65853-MB 5853/51/5920	179	136	76.0	70	64	92	40	74	54	40	88	61	67
65890-MB 5890	65	54	83.1	34	18	30	22	26	26	17	37	20	32
65904-MB 5904	1	0	0.0	0	0	0	0	0	0	0	0	0	0
65907-MB 5907	41	31	75.6	21	9	24	7	26	4	6	24	8	22
65950-MB 5950	6	5	83.3										
65952-MB 5952/50	20	15	75.0										
65954-MB 5954/52/50	313	238	76.0	129	101	174	56	142	83	65	157	98	127
ABSENTEE TOTALS	113122	21776	19.3	13819	7179	15407	5510	11870	8788	5682	14895	7702	12795
GRAND TOTALS	113122	93325	82.5	57885	31594	63728	25457	46659	40074	23169	63754	31276	54725

PRESIDENTIAL GENERAL ELECTION, NOVEMBER 3, 1992

34 \*\*\*GRAND TOTALS

\* \* NEVADA IRRIGATION DISTRICT - MEASURE E \* \*

	REGISTRATION	BALLOTS CAST	TURNOUT	NEVADA IRRIGATION DISTRICT - AMENDMENT DEIASSURIECTE	RESOLUTION 1054	YES	NO
PLACER COUNTY	9929	7869	79.3	5082	1667		
4TH CONGRESSIONAL	9929	7869	79.3	5082	1667		
1ST SENATE	9929	7869	79.3	5082	1667		
4TH ASSEMBLY	9929	7869	79.3	5082	1667		
2ND SUPERVISORIAL 91	2390	1728	72.3	1191	386		
3RD SUPERVISORIAL 91	6725	5460	81.2	3422	1170		
5TH SUPERVISORIAL 91	814	681	83.7	469	111		
AUBURN	1	1	100.0				
LINCOLN	96	84	87.5	50	19		
UNINCORPORATED AREA	9832	7784	79.2	5031	1648		

PRESIDENTIAL GENERAL ELECTION, NOVEMBER 3, 1992

34 \*\*\*ABSENTEE TOTALS

\* \* NEVADA IRRIGATION DISTRICT - MEASURE E \* \*

	REGISTRATION	BALLOTS CAST	TURNOUT	NEVADA IRRIGATION DISTRICT - MEASURE E	RESOLUTION 1054
				SHALL	YES
				AMEND	NO
				DEIASSURICTE	
PLACER COUNTY	9929	1924	19.4	1355	317
4TH CONGRESSIONAL	9929	1924	19.4	1355	317
1ST SENATE	9929	1924	19.4	1355	317
4TH ASSEMBLY	9929	1924	19.4	1355	317
2ND SUPERVISORIAL 91	2390	232	9.7	172	40
3RD SUPERVISORIAL 91	6725	1491	22.2	1033	258
5TH SUPERVISORIAL 91	814	201	24.7	150	19
AUBURN	1	0	0.0	0	0
LINCOLN	96	0	0.0	0	0
UNINCORPORATED AREA	9832	1924	19.6	1355	317

PRESIDENTIAL GENERAL ELECTION, NOVEMBER 3, 1992

\* \* NEVADA IRRIGATION DISTRICT - MEASURE E \* \*

		REGISTRATION	BALLOTS CAST	TURNOUT	NEVADA IRRIGATION DISTRICT MEASURE E	SHALL IRRIGATION DISTRICT AMEND	RESOL - 1054
					YES	NO	
2073-CP	2073/75	690	441	63.9	284	113	
2601-CP	2601/03	431	301	69.8	223	58	
2701-CP	2701	522	361	69.2	245	87	
2705-CP	2705	518	226	43.6	152	53	
3471-CP	3471	213	113	53.1	86	15	
3601-CP	3601/03	686	278	40.5	133	73	
3605-CP	3605	640	418	65.3	247	99	
3611-CP	3611/13	1178	629	53.4	326	176	
3617-CP	3617	648	374	57.7	213	98	
3619-CP	3619/27	661	401	60.7	211	92	
3621-CP	3621/23	728	460	63.2	284	118	
3705-CP	3705	636	358	56.3	240	63	
3709-CP	3709	581	399	68.7	285	72	
3711-CP	3711	400	262	65.5	170	59	
5623-CP	5623	359	192	53.5	137	34	
5711-CP	5711/13	347	197	56.8	120	44	
62051-MB	2051	96	84	87.5	50	19	
62071-MB	2071/91	32	5	15.6			
62601-MB	2601	26	14	53.8	12	2	
62707-MB	2707	75	64	85.3	48	14	
63453-MB	3453	1	1	100.0			
63607-MB	3607/3471	117	94	80.3	70	14	
63615-MB	3615	108	71	65.7	44	10	
63701-MB	3701/3805	59	54	91.5	40	8	
63707-MB	3707	69	57	82.6	39	15	
65713-MB	5713	7	0	0.0	0	0	
65751-MB	5751	101	91	90.1	62	14	
ABSENTEE TOTALS		9929	1924	19.4	1355	317	
GRAND TOTALS		9929	7869	79.3	5082	1667	

PRESIDENTIAL GENERAL ELECTION, NOVEMBER 3, 1992

35 \*\*\*GRAND TOTALS

\*\* CITY OF AUBURN - MEASURES F & G \*\*

	REGISTRATION	BALLOTS CAST	TURNOUT	BOND	ISSUE	CITY	SHALL ORDIN - 92-11	BREUPHELD?	
				OMFEASUBRENF	YES	NO	OMFEASUBRENG	YES	NO
PLACER COUNTY	7582	6290	83.0	3130	2688		2934	2356	
4TH CONGRESSIONAL	7582	6290	83.0	3130	2688		2934	2356	
1ST SENATE	7582	6290	83.0	3130	2688		2934	2356	
4TH ASSEMBLY	7582	6290	83.0	3130	2688		2934	2356	
3RD SUPERVISORIAL 91	7582	6290	83.0	3130	2688		2934	2356	
AUBURN	7582	6290	83.0	3130	2688		2934	2356	



PRESIDENTIAL GENERAL ELECTI... NOVEMBER 3, 1992

35 \*\*\*ABSENTEE TOTALS

\*\* CITY OF AUBURN - MEASURES F & G \*\*

	REGISTRATION	BALLOTS CAST	TURNOUT	BOND	ISSUE	CITY OF AUBURN	CITY OF AUBURN	SHALL ORDINANCE 92-11	BE UPHHELD?
				YES	NO	YES	NO	YES	NO
PLACER COUNTY	7582	1752	23.1	859	791			829	686
4TH CONGRESSIONAL	7582	1752	23.1	859	791			829	686
1ST SENATE	7582	1752	23.1	859	791			829	686
4TH ASSEMBLY	7582	1752	23.1	859	791			829	686
3RD SUPERVISORIAL 91	7582	1752	23.1	859	791			829	686
AUBURN	7582	1752	23.1	859	791			829	686

PRESIDENTIAL GENERAL ELECTION, NOVEMBER 3, 1992

35

\* \* CITY OF AUBURN - MEASURES F & G \* \*

		REGISTRATION	BALLOTS CAST	TURNOUT	CITY OMFEA ASUBR UE RNF	BOND	ISSUE	CITY OMFEA ASUBR UE RNF	SHALL ORDIN - 11	BE UPHELD?
					YES		NO	YES		NO
3400-CP	3400/04	622	383	61.6	159		185	195		129
3401-CP	3401	633	356	56.2	152		170	163		128
3402-CP	3402	728	441	58.2	250		163	190		195
3403-CP	3403	677	372	54.9	170		137	146		127
3405-CP	3405/07	876	565	64.5	240		279	265		209
3406-CP	3406	650	366	56.3	175		171	182		135
3408-CP	3408	559	345	61.7	202		120	175		119
3410-CP	3410	441	239	54.2	153		73	89		99
3412-CP	3412	478	293	61.3	159		116	123		118
3414-CP	3414	644	386	59.9	214		144	186		141
3416-CP	3416	403	225	55.8	117		90	103		87
3418-CP	3418/20	750	488	65.1	256		199	253		151
63402-MB	3402/51	17	14	82.4	2		11	6		4
63405-MB	3405	0	0	0.0	0		0	0		0
63453-MB	3453	1	1	100.0						
63455-MB	3455	73	64	87.7	22		38	28		28
ABSENTEE TOTALS		7582	1752	23.1	859		791	829		686
GRAND TOTALS		7582	6290	83.0	3130		2688	2934		2356

## PRESIDENTIAL GENERAL ELECTI NOVEMBER 3, 1992

36 \*\*\*GRAND TOTALS

\* \* CITY OF ROSEVILLE - MEASURE H \* \*

	REGISTRATION	BALLOTS CAST	TURNOUT	CITY OF ROSEVILLE YEARS	ADVISORY MEASURE NO
PLACER COUNTY	29117	23550	80.9	16640	4561
4TH CONGRESSIONAL	29117	23550	80.9	16640	4561
1ST SENATE	29117	23550	80.9	16640	4561
4TH ASSEMBLY	29117	23550	80.9	16640	4561
1ST SUPERVISORIAL 91	22956	18427	80.3	12962	3661
4TH SUPERVISORIAL 91	6161	5123	83.2	3678	900
ROSEVILLE	29117	23550	80.9	16640	4561

PRESIDENTIAL GENERAL ELECTION, NOVEMBER 3, 1992

36 \*\*\*ABSENTEE TOTALS

\* \* CITY OF ROSEVILLE - MEASURE H \* \*

	REGISTRATION	BALLOTS CAST	TURNOUT	CITY OF ROSEVILLE ADVISORY EYES	MEASURE NO
PLACER COUNTY	29117	5645	19.4	3996	1224
4TH CONGRESSIONAL	29117	5645	19.4	3996	1224
1ST SENATE	29117	5645	19.4	3996	1224
4TH ASSEMBLY	29117	5645	19.4	3996	1224
1ST SUPERVISORIAL 91	22956	4522	19.7	3161	1015
4TH SUPERVISORIAL 91	6161	1123	18.2	835	209
ROSEVILLE	29117	5645	19.4	3996	1224

PRESIDENTIAL GENERAL ELECTION, NOVEMBER 3, 1992

38

\* \* CITY OF ROSEVILLE - MEASURE H \* \*

		REGISTRATION	BALLOTS CAST	TURNOUT	CITY OF ROSEVILLE	ADVISORY MEASURE
					YEARS	NO
1100-CP	1100/04	1081	593	54.9	407	109
1101-CP	1101/41	974	605	62.1	419	121
1102-CP	1102/16	935	571	61.1	409	92
1103-CP	1103	805	559	69.4	397	99
1105-CP	1105	731	396	54.2	250	103
1106-CP	1106/40	1217	571	46.9	383	109
1107-CP	1107	551	336	61.0	249	60
1108-CP	1108	675	389	57.6	269	78
1110-CP	1110/38	933	542	58.1	323	111
1111-CP	1111/21	1138	637	56.0	376	173
1112-CP	1112/14	923	573	62.1	406	111
1113-CP	1113	664	404	60.8	292	65
1117-CP	1117/19	1169	616	52.7	415	132
1118-CP	1118	568	327	57.6	242	43
1123-CP	1123	804	481	59.8	319	112
1127-CP	1127	694	360	51.9	186	102
1129-CP	1129/45	1042	604	58.0	380	146
1131-CP	1131/43	1064	692	65.0	486	144
1133-CP	1133	705	383	54.3	271	79
1135-CP	1135	775	515	66.5	409	71
1137-CP	1137	700	451	64.4	357	53
1139-CP	1139/49	1207	728	60.3	526	128
1147-CP	1147	757	520	68.7	385	97
1181-CP	1181	730	499	68.4	378	82
1183-CP	1183	759	575	75.8	465	79
1185-CP	1185/89	629	477	75.8	375	72
1187-CP	1187	634	422	66.6	310	67
4118-CP	4118/20	704	451	64.1	318	78
4122-CP	4122	799	478	59.8	296	124
4124-CP	4124/26	925	599	64.8	422	104
4128-CP	4128	768	498	64.8	390	73
4130-CP	4130	651	419	64.4	309	67
4132-CP	4132	748	507	67.8	391	56
4134-CP	4134	866	560	64.7	347	117
4136-CP	4136	430	261	60.7	196	39
61100-MB	1100/18	89	78	87.6	66	8
61103-MB	1103	1	0	0.0	0	0
61151-MB	1151/53	2	1	50.0	0	0
64050-MB	4050	213	177	83.1	134	27
64134-MB	4134/50/4050	57	50	87.7	40	6
ABSENTEE TOTALS		29117	5645	19.4	3996	1224
GRAND TOTALS		29117	23550	80.9	16640	4561

## PRESIDENTIAL GENERAL ELECTION, NOVEMBER 3, 1992

37 \*\*\*GRAND TOTALS

\* \* DRY CREEK FIRE - MEASURE I \* \*

	REGISTRATION	BALLOTS CAST	TURNOUT	EXCEED APPROP DRY CREEK FIRE EYES	LIMITATION NO
PLACER COUNTY	1279	1021	79.8	600	333
4TH CONGRESSIONAL	1279	1021	79.8	600	333
1ST SENATE	1279	1021	79.8	600	333
4TH ASSEMBLY	1279	1021	79.8	600	333
1ST SUPERVISORIAL 91	1177	939	79.8	559	297
2ND SUPERVISORIAL 91	102	82	80.4	41	36
UNINCORPORATED AREA	1279	1021	79.8	600	333

## PRESIDENTIAL GENERAL ELECTI NOVEMBER 3, 1992

37 \*\*\*ABSENTEE TOTALS

\* \* DRY CREEK FIRE - MEASURE I \* \*

	REGISTRATION	BALLOTS CAST	TURNOUT	DRY CREEK FIRE EXCEEDED APPROPRIATE LIMITATION	YES NO
PLACER COUNTY	1279	199	15.6	117	76
4TH CONGRESSIONAL	1279	199	15.6	117	76
1ST SENATE	1279	199	15.6	117	76
4TH ASSEMBLY	1279	199	15.6	117	76
1ST SUPERVISORIAL 91	1177	199	16.9	117	76
2ND SUPERVISORIAL 91	102	0	0.0	0	0
UNINCORPORATED AREA	1279	199	15.6	117	76

PRESIDENTIAL GENERAL ELECTION, NOVEMBER 3, 1992

\*\* DRY CREEK FIRE - MEASURE I \*\*

37

	REGISTRATION	BALLOTS CAST	TURNOUT	EXCEED APPROP. CREEKS UR FR TERR EI	Y E S	L I M I T A T I O N  N O
1601-CP 1601/03	806	535	66.4	325	167	
1605-CP 1605	318	179	56.3	108	39	
61651-MB 1651	11	6	54.5			
61653-MB 1653	11	7	63.6			
61655-MB 1655	31	13	41.9	2	10	
62191-MB 2191/2661	42	33	78.6	19	11	
62653-MB 2653	35	31	88.6	17	13	
62655-MB 2655	25	18	72.0	5	12	
ABSENTEE TOTALS	1279	199	15.6	117	76	
GRAND TOTALS	1279	1021	79.8	600	333	



## PRESIDENTIAL GENERAL ELECTION, NOVEMBER 3, 1992

38 \*\*\*GRAND TOTALS

\* \* CITY OF LINCOLN - MEASURE L \* \*

	REGISTRATION	BALLOTS CAST	TURNOUT	CITY OFFICIALS YES	RAISE BUSINESS LICENSE TAX NO
PLACER COUNTY	3722	2791	75.0	946	1714
4TH CONGRESSIONAL	3722	2791	75.0	946	1714
1ST SENATE	3722	2791	75.0	946	1714
4TH ASSEMBLY	3722	2791	75.0	946	1714
2ND SUPERVISORIAL 91	3722	2791	75.0	946	1714
LINCOLN	3722	2791	75.0	946	1714

PRESIDENTIAL GENERAL ELECTION, NOVEMBER 3, 1992

38 \*\*\*ABSENTEE TOTALS

\* \* CITY OF LINCOLN - MEASURE L \* \*

	REGISTRATION	BALLOTS CAST	TURNOUT	CITY OF LINCOLN RAISE BUSINESS LICENSE TAX	YES NO
PLACER COUNTY	3722	492	13.2	158	313
4TH CONGRESSIONAL	3722	492	13.2	158	313
1ST SENATE	3722	492	13.2	158	313
4TH ASSEMBLY	3722	492	13.2	158	313
2ND SUPERVISORIAL 91	3722	492	13.2	158	313
LINCOLN	3722	492	13.2	158	313

PRESIDENTIAL GENERAL ELECTION, NOVEMBER 3, 1992

\*\* CITY OF LINCOLN - MEASURE L \*\*

	REGISTRATION	BALLOTS CAST	TURNOUT	CITY OF LINCOLN RAISE BUSINESS LICENSE TAX	NO
2001-CP 2001/03	1128	684	60.6	206	443
2005-CP 2005	690	417	60.4	143	254
2007-CP 2007/11	900	525	58.3	193	306
2009-CP 2009/13	907	589	64.9	216	346
62051-MB 2051	96	84	87.5	30	52
62053-MB 2053/51	1	0	0.0	0	0
ABSENTEE TOTALS	3722	492	13.2	158	313
GRAND TOTALS	3722	2791	75.0	946	1714

## PRESIDENTIAL GENERAL ELECTION, NOVEMBER 3, 1992

39 \*\*\*GRAND TOTALS

\* \* TOWN OF LOOMIS - MEASURES M, N &amp; P \* \*

	REGISTRATION	BALLOTS CAST	TURNOUT	TOWN OMFEALS OR ME I S M Y E S	ADVISORY ON FINANCIAL STABILITY N O	TOWN OMFEALS OR ME I S N Y E S	ADVISORY ON ASSESSMENTS N O	TOWN OMFEALS OR ME I S P 1	ALTERNATE 2
PLACER COUNTY	3579	2893	80.8	1804	967	661	2048	1897	686
4TH CONGRESSIONAL	3579	2893	80.8	1804	967	661	2048	1897	686
1ST SENATE	3579	2893	80.8	1804	967	661	2048	1897	686
4TH ASSEMBLY	3579	2893	80.8	1804	967	661	2048	1897	686
4TH SUPERVISORIAL 91	3579	2893	80.8	1804	967	661	2048	1897	686
TOWN OF LOOMIS	3579	2893	80.8	1804	967	661	2048	1897	686

PRESIDENTIAL GENERAL ELECTION, NOVEMBER 3, 1992

39 \*\*\*ABSENTEE TOTALS

\*\* TOWN OF LOOMIS - MEASURES M, N & P \*\*

	REGISTRATION	BALLOTS CAST	TURNOUT	TOWN OMFEALS OR ME I S M Y E S	ADVISORY ON FINANCIAL STABILITY NO	TOWN OMFEALS OR ME I S N Y E S	ADVISORY ON ASSESSMENTS NO	TOWN OMFEALS OR ME I S P 1	ALTERNATE 2
PLACER COUNTY	3579	497	13.9	326	144	104	367	332	120
4TH CONGRESSIONAL	3579	497	13.9	326	144	104	367	332	120
1ST SENATE	3579	497	13.9	326	144	104	367	332	120
4TH ASSEMBLY	3579	497	13.9	326	144	104	367	332	120
4TH SUPERVISORIAL 91	3579	497	13.9	326	144	104	367	332	120
TOWN OF LOOMIS	3579	497	13.9	326	144	104	367	332	120

PRESIDENTIAL GENERAL ELECTION, NOVEMBER 3, 1992

\* \* TOWN OF LOOMIS - MEASURES M, N & P \* \*

		REGISTRATION	BALLOTS CAST	TURNOUT	TOWN OF LOOMIS ADVISORY COMMISSION	FINANCIAL STABILITY	TOWN OF LOOMIS ADVISORY COMMISSION	ASSESSMENTS	TOWN OF LOOMIS ALTERNATE SP	TOWN OF LOOMIS ALTERNATE 2
					YES	NO	YES	NO	1	2
4300-CP	4300	417	286	68.6	146	132	55	215	189	68
4301-CP	4301/13	878	544	62.0	341	173	130	368	334	136
4303-CP	4303/11	1171	753	64.3	500	224	186	520	483	182
4305-CP	4305/07	737	512	69.3	302	193	123	361	345	120
64301-MB	4301	24	20	83.3	15	5	3	16	14	5
64303-MB	4303	3	2	66.7						
64309-MB	4309/50/51	140	110	78.6	74	32	21	82	79	18
64352-MB	4352/53/54	72	52	72.2	30	20	13	35	36	11
64354-MB	4354/56	54	48	88.9	27	19	10	33	32	13
64355-MB	4355/57/59	14	13	92.9	8	4	0	13	7	3
64356-MB	4356	20	15	75.0	11	3	3	11	10	5
64358-MB	4358/60	49	41	83.7	22	18	12	26	34	5
ABSENTEE TOTALS		3579	497	13.9	326	144	104	367	332	120
GRAND TOTALS		3579	2693	80.8	1804	967	661	2048	1897	686

REGISTERED  
VOTERS

TURNOUT

TURNOUT PERCENTAGE

SIERRA COLLEGE  
"J" SUMMERS  
AREA 7

DAVID W PARKER  
SIERRA COLLEGE  
AREA 7

CONSOL. PREC. NO.	REGISTERED VOTERS	TURNOUT	TURNOUT PERCENTAGE	SIERRA COLLEGE "J" SUMMERS AREA 7	DAVID W PARKER SIERRA COLLEGE AREA 7
400003	0	98	0.0%	33	37
400003	754	555	73.4%	200	220
400004	0	98	0.0%	29	39
400004	659	455	69.0%	144	182
400005	0	82	0.0%	30	28
400005	532	374	70.3%	122	161
400006	0	200	0.0%	57	77
400006	1215	863	71.0%	264	357
999010	6	6	100.0%		
999022	6	3	50.0%		

\*\*\*\* TOTALS \*\*\*\* 3174 2734 86.1% 881 1105

PAGE NUMBER 014.901.001

REGISTERED  
VOTERS

TURNOUT

TURNOUT PERCENTAGE

WAYNE "J"  
SIERRA COLLEGE  
SUMMERS  
AREA  
7

DAVID W  
SIERRA COLLEGE  
PARKER  
AREA  
7

4TH CONGRESSIONAL	3174	2734	86.1%	881	1105
*TOTAL CONGRESSIONAL	3174	2734	86.1%	881	1105
1ST STATE SENATE	3174	2734	86.1%	881	1105
*TOTAL STATE SENATE	3174	2734	86.1%	881	1105
*TOTALS INCLUDE AV VOTE					

4TH STATE ASSEMBLY	3174	2734	86.1%	881	1105
*TOTAL STATE ASSEMBLY	3174	2734	86.1%	881	1105
*TOTALS INCLUDE AV VOTE					

1ST SUPERVISORIAL DIST	0	0	0.0%	0	0
2ND SUPERVISORIAL DIST	0	0	0.0%	0	0
3RD SUPERVISORIAL DIST	0	0	0.0%	0	0
4TH SUPERVISORIAL DIST	3174	2734	86.1%	881	1105
5TH SUPERVISORIAL DIST	0	0	0.0%	0	0
*TOTAL SUPERVISORIAL DIST	3174	2734	86.1%	881	1105
*TOTALS INCLUDE AV VOTE					

CITY OF PLACERVILLE	0	0	0.0%	0	0
CITY OF SOUTH LAKE TAHOE	0	0	0.0%	0	0
*TOTAL CITY VOTE	0	0	0.0%	0	0
*TOTALS INCLUDE AV VOTES					

VOTE AT THE POLLS	3174	2258	71.0%	732	924
VOTE BY ABSENTEE BALLOT	0	478	0.0%	149	181
**TOTAL VOTE**	3174	2734	86.1%	881	1105



STATE OF CALIFORNIA

County of PLACER

ss.

I hereby certify that on Nov. 6, 19 92, I canvassed the returns of the election held Nov. 3, 19 92, in Donner Summit Public Utility District, and that the total number of ballots cast in said district and the total number of votes cast for each candidate and/or for and against each measure in said district and in each of the respective precincts therein, are as follows, and the totals as shown for each candidate and for and against each measure are full, true and correct:

(PLACER COUNTY) Donner Summit Public Utility District

PRECINCTS	Total vote of Precinct	John T. Booth	Donald J. Belden	Lyn Zanetti	Gary McNelly	Kevin A. Harper	Dale Verner	Noel Cheronnet												
		<u>65853</u>		✓	✓	✓														
		✓					✓	✓												
			✓	✓	✓															
			✓	✓			✓	✓												
		✓	✓	✓		✓		✓												
Absentee Vote																				
TOTALS		3	6	4	1	2	2	3												

IN WITNESS WHEREOF, I have hereunto set my hand this 6 day of November, 19 92

\*In an election held under Section 5018 of the Education Code to elect ADDITIONAL board members indicate which candidates were for "existing" office and which candidates were for "new" offices. In the event of a tie vote the county superintendent shall so certify to the governing board and the board shall thereupon determine the tie in accordance with Sections 5016, 5304, Education Code.  
Form No. 5066—Canvass and Statement of Result of Election Printed 4-1-83 by K/P Western Elections 81781—This form may not be reproduced without permission.

[Signature]  
County Clerk (Registrar of Voters)  
By [Signature], Deputy

PRESIDENTIAL GENERAL ELECTION, NOVEMBER 3, 1992

40 \*\*\*GRAND TOTALS

SOUTH PLACER M.U.D. - WARD 5

	REGISTRATION	BALLOTS CAST	TURNOUT	S. W. PLACER COUNTY REGISTRAR - M. J. RICHMOND	* GEORGE CONROY
PLACER COUNTY	30705	15490	50.4	7137	5288
4TH CONGRESSIONAL	30705	15490	50.4	7137	5288
1ST SENATE	30705	15490	50.4	7137	5288
4TH ASSEMBLY	30705	15490	50.4	7137	5288
2ND SUPERVISORIAL 91	14072	9375	66.6	4370	3192
4TH SUPERVISORIAL 91	16633	6115	36.8	2767	2096
ROCKLIN	12823	9271	72.3	4365	3122
TOWN OF LOOMIS	3579	1552	43.4	758	529
UNINCORPORATED AREA	14303	4667	32.6	2014	1637

PRESIDENTIAL GENERAL ELECTION, NOVEMBER 3, 1992

40 \*\*\*ABSENTEE TOTALS

SOUTH PLACER M.U.D. - WARD 5

	REGISTRATION	BALLOTS CAST	TURNOUT	S. W. WARD PRD AC5 R- MD. UECT DR	KELLI G N I L E	*GEORGE CONROY
PLACER COUNTY	30705	3953	12.9	1720	1524	
4TH CONGRESSIONAL	30705	3953	12.9	1720	1524	
1ST SENATE	30705	3953	12.9	1720	1524	
4TH ASSEMBLY	30705	3953	12.9	1720	1524	
2ND SUPERVISORIAL 91	14072	1790	12.7	818	742	
4TH SUPERVISORIAL 91	16633	2163	13.0	902	782	
ROCKLIN	12823	1462	11.4	661	622	
TOWN OF LOOMIS	3579	292	8.2	127	112	
UNINCORPORATED AREA	14303	2199	15.4	932	790	

PRESIDENTIAL GENERAL ELECTION, NOVEMBER 3, 1992

SOUTH PLACER M.U.D. - WARD 5

40

REGISTRATION	BALLOTS CAST	TURNOUT	S. W. PR. LD. AC. S. R. U. E. C. T. D. O. R.	K. E. L. L. I. G. N. I. L. E.	* G. G. E. O. R. G. E. C. O. N. R. O. Y.	
2201-C-CP	2201/2223	1039	601	57.8	291	199
2203-C-CP	2203/15	731	401	54.9	176	146
2205-C-CP	2205/19	792	459	58.0	209	136
2207-C-CP	2207	993	684	68.9	296	282
2209-C-CP	2209	868	623	71.8	278	289
2211-C-CP	2211/33	1043	668	64.0	345	202
2213-C-CP	2213	772	448	58.0	216	139
2217-C-CP	2217	678	430	63.4	190	148
2221-C-CP	2221	567	413	72.8	191	115
2225-C-CP	2225	534	284	53.2	151	73
2229-C-CP	2229	602	308	51.2	156	84
2231-C-CP	2231	906	569	62.8	288	182
2235-C-CP	2235	673	402	59.7	188	120
2241-C-CP	2241	264	0	0.0	0	0
2243-C-CP	2243	531	344	64.8	144	113
2801-C-CP	2801	433	299	69.1	125	90
2803-C-CP	2803/05	551	374	67.9	174	123
2807-C-CP	2807/09	548	116	21.2	51	43
2903-C-CP	2903/05	826	0	0.0	0	0
4170-C-CP	4170	592	0	0.0	0	0
4172-C-CP	4172/76	618	0	0.0	0	0
4174-C-CP	4174/80	488	0	0.0	0	0
4188-C-CP	4188	679	0	0.0	0	0
4200-C-CP	4200	745	497	66.7	247	141
4201-C-CP	4201/07	915	564	61.6	288	184
4300-C-CP	4300	417	0	0.0	0	0
4301-C-CP	4301/13	878	0	0.0	0	0
4303-C-CP	4303/11	1171	753	64.3	360	250
4305-C-CP	4305/07	737	371	50.3	192	128
4370-C-CP	4370/4602	559	355	63.5	158	118
4372-C-CP	4372/74	666	423	63.5	191	144
4376-C-CP	4376	678	437	64.5	173	151
4604-C-CP	4604	447	0	0.0	0	0
4606-C-CP	4606	745	0	0.0	0	0
4608-C-CP	4608/10	803	0	0.0	0	0
4612-C-CP	4612/16	1010	0	0.0	0	0
4614-C-CP	4614/26	919	0	0.0	0	0
4618-C-CP	4618/24	947	0	0.0	0	0
4620-C-CP	4620	496	0	0.0	0	0
4622-C-CP	4622	687	0	0.0	0	0
62227-MB	2227/45	106	19	17.9	10	8
62237-MB	2237/39	7	2	28.6		
62239-MB	2239/2370	104	25	24.0		
62247-MB	2247/49/53	190	55	28.9		
62295-MB	2295/97	3	0	0.0		
62803-MB	2803/52	128	0	0.0		
62811-MB	2811/51	99	13	13.1		
62853-MB	2853	0	0	0.0		
62857-MB	2857/59	7	3	42.9		
62900-MB	2900/51	77	45	58.4	23	20

PRESIDENTIAL GENERAL ELECTION, NOVEMBER 3, 1992

SOUTH PLACER M.U.D. - WARD 5

40

	REGISTRATION	BALLOTS CAST	TURNOUT	SOUTH PLACER M.U.D. - WARD 5 KELLI CONROY	* GEORGE CONROY
64072-MB 4072/4178/82	214	82	38.3	42	29
64172-MB 4172/70/4376	22	6	27.3		
64184-MB 4184/86/92	170	98	57.6	33	47
64200-MB 4200/52/54	128	33	25.8	15	12
64250-MB 4250/56/92	7	0	0.0	0	0
64253-MB 4253	8	7	87.5		
64258-MB 4258	2	0	0.0	0	0
64270-MB 4270/72/90	197	48	24.4	13	4
64292-MB 4292/93	10	0	0.0	0	0
64301-MB 4301	24	14	58.3	10	1
64303-MB 4303	3	2	66.7		
64309-MB 4309/50/51	140	70	50.0	45	25
64352-MB 4352/53/54	72	14	19.4	0	0
64354-MB 4354/56	54	23	42.6	13	10
64355-MB 4355/57/59	14	2	14.3		
64356-MB 4356	20	0	0.0		
64358-MB 4358/60	49	11	22.4	8	3
64374-MB 4374/76/4170	120	55	45.8	30	24
64604-MB 4604/08/4170	182	87	47.8	43	34
64606-MB 4606	0	0	0.0	0	0
ABSENTEE TOTALS	30705	3953	12.9	1720	1524
GRAND TOTALS	30705	15490	50.4	7137	5288

SUMMARY

O. F. F. C. J. A. L. STATEMENT OF VOTES CAST GENERAL ELECTION HELD NOV 5, 1992 EL DORADO COUNTY  
SIERRA COLLEGE AREA 7

NUMBER 014.901.001

	REGISTERED VOTERS	TURNOUT	TURNOUT PERCENTAGE	SIERRA COLLEGE AREA 7	DAVID W COPPKER AREA 7
4TH CONGRESSIONAL	3174	2734	86.1%	881	1105
*TOTAL CONGRESSIONAL	3174	2734	86.1%	881	1105
1ST STATE SENATE	3174	2734	86.1%	881	1105
*TOTAL STATE SENATE	3174	2734	86.1%	881	1105
*TOTALS INCLUDE AV VOTE					
STATE ASSEMBLY	3174	2734	86.1%	881	1105
*TOTAL STATE ASSEMBLY	3174	2734	86.1%	881	1105
*TOTALS INCLUDE AV VOTE					
1ST SUPERVISORIAL DIST	0	0	0.0%	0	0
2ND SUPERVISORIAL DIST	0	0	0.0%	0	0
3RD SUPERVISORIAL DIST	0	0	0.0%	0	0
4TH SUPERVISORIAL DIST	3174	2734	86.1%	881	1105
5TH SUPERVISORIAL DIST	0	0	0.0%	0	0
*TOTAL SUPERVISOR DIST	3174	2734	86.1%	881	1105
*TOTALS INCLUDE AV VOTE					
CITY OF PLACERVILLE	0	0	0.0%	0	0
CITY OF SOUTH LAKE TAHOE	0	0	0.0%	0	0
*TOTAL CITY VOTE	0	0	0.0%	0	0
*TOTALS INCLUDE AV VOTES					
VOTE AT THE ROLLS	3174	2256	71.0%	732	924
BY ABSENTEE BALLOT	0	478	0.0%	149	181
**TOTAL VOTE**	3174	2734	86.1%	881	1105

OFFICIAL STATEMENT OF VOTES CAST GENERAL ELECTION HELD NOV 3, 1992 EL DORADO COUNTY  
 SIERRA COLLEGE AREA 7

PREC. NO.	REGISTERED VOTERS	TURNOUT	TURNOUT PERCENTAGE	SIERRA COLLEGE AREA 7	DAVID W. COLLIER AREA 7
NUMBER 014.001.001					
CONSOL. PREC. NO. 400003	0	98	0.0%	33	37
CONSOL. PREC. NO. 400003	756	555	73.4%	200	220
CONSOL. PREC. NO. 400004	0	98	0.0%	29	39
CONSOL. PREC. NO. 400004	659	455	69.0%	144	182
CONSOL. PREC. NO. 400005	0	82	0.0%	30	28
CONSOL. PREC. NO. 400005	532	374	70.3%	122	161
CONSOL. PREC. NO. 400006	0	200	0.0%	57	77
CONSOL. PREC. NO. 400006	1215	863	71.0%	264	357
CONSOL. PREC. NO. 999010	6	6	100.0%		
CONSOL. PREC. NO. 999022	6	3	50.0%		
**** TOTALS ****	3174	2734	86.1%	881	1105

SUMMARY

OFFICIAL STATEMENT OF VOTES CAST GENERAL ELECTION HELD NOV 3, 1992 EL DORADO COUNTY  
TAHOE TRUCKEE UNIFIED

NUMBER 020.901.001

	REGISTERED VOTERS	TURNOUT	TURNOUT PERCENTAGE	DEBRA TAHOE TRUCKEE UNIFIED	HERB WEISBROET TAHOE TRUCKEE UNIFIED
4TH CONGRESSIONAL	538	430	79.9%	225	120
*TOTAL CONGRESSIONAL	538	430	79.9%	225	120
1ST STATE SENATE	538	430	79.9%	225	120
*TOTAL STATE SENATE	538	430	79.9%	225	120
*TOTALS INCLUDE AV VOTE					
STATE ASSEMBLY	538	430	79.9%	225	120
L STATE ASSEMBLY	538	430	79.9%	225	120
*TOTALS INCLUDE AV VOTE					
1ST SUPERVISORIAL DIST	0	0	0.0%	0	0
2ND SUPERVISORIAL DIST	0	0	0.0%	0	0
3RD SUPERVISORIAL DIST	0	0	0.0%	0	0
4TH SUPERVISORIAL DIST	0	0	0.0%	0	0
5TH SUPERVISORIAL DIST	538	430	79.9%	225	120
*TOTAL SUPERVISOR DIST	538	430	79.9%	225	120
*TOTALS INCLUDE AV VOTE					
CITY OF PLACERVILLE	0	0	0.0%	0	0
CITY OF SOUTH LAKE TAHOE	0	0	0.0%	0	0
*TOTAL CITY VOTE	0	0	0.0%	0	0
*TOTALS INCLUDE AV VOTES					
VOTE AT THE POLLS	538	326	60.5%	165	103
Y ABSENTEE BALLOT	0	104	0.0%	60	17
**TOTAL VOTE**	538	430	79.9%	225	120



OFFICIAL STATEMENT OF VOTES CAST, GENERAL ELECTION HELD NOV 3, 1992, EL DORADO COUNTY  
 TAHOE TRUCKEE UNIFIED

NUMBER .020.001.001

REGISTERED VOTERS  
 TURNOUT  
 TURNOUT PERCENTAGE  
 DEBRA TAHOE  
 TRUCKEE UNIFIED  
 DARRBY  
 HERB WEISBROT  
 TAHOE TRUCKEE UNIFIED

CONSOL. PREC. NO. 500003	0	104	0.0%	60	17
CONSOL. PREC. NO. 500003	538	326	60.5%	165	103
**** TOTALS ****	538	430	79.9%	225	120